



Youth (U17) IHF Trophy Intercontinental Phase (W)



4. round

Match Team Statistics
Match No. 7

Guinea 41 - 33 Uzbekistan
(19 - 19) (22 - 14)

10.4.2026. 12:30
Attendance: 100
Palace of Culture and Sports
Vasil Levski

Referees: Roua Haggui (TUN) / Sahar Haggui (TUN)

Guinea

Players		Goals / shots									Attack					Def.			Penalties			TP				
#	Surname and name	S	Tot.	%	9m	6m	Wing	7m	FB	Brk.	LD	As.	PC	E7	E2	TF	St.	C7	Blk	YC	2m		R	B		
2	CAMARA Mabinty Delmaya	S	12/16	75	2/5	1/1	2/2	3/3	2/2	2/3					2	1	3	2					1		49:34	
3	SOKPO Edite Ablavy	S	0/1	0			0/1																		9:33	
5	KOLIE Celestine	S	2/2	100	1/1	1/1						2						1							59:49	
7	RACINE DIALLO Jade Habie		7/9	78	2/3					5/6		2		1	1	1	4								39:27	
8	SOUMAH Fatoumata Naby	S	7/12	58	0/1	1/1			5/6	1/4		5				6	4	1				2			60:00	
10	BALDE Housseinatou		0/2	0			0/2																		11:30	
11	MANSARE Yarie		6/9	67	0/2	1/1			2/2	3/4		2				3	1								32:47	
12	KEITA Fatou	S	3/3	100		1/1			2/2			1				1	3					1			35:04	
13	BANGOURA Mamadama		1/1	100		1/1						1	1			2	3	1				1			31:07	
15	DIAKITE Sounka																								0:39	
16	CAMARA Mama Adama																								35:24	
17	SYLLA N'nady	S	2/2	100		2/2						1				1	1	1	1			1			27:11	
18	TRAORE Feremoussou		1/1	100					1/1																3:19	
22	CAMARA Fatoumata Bouya	S																							24:36	
Team / bench																										
TOTAL			41/58	71	5/12	8/8	2/5	3/3	12/13	11/17	0/0	14	1	3	2	17	18	4	1	0	6	0	0			

Goalkeepers		Saves / shots								
#	Surname and name	Tot.	%	9m	6m	Wing	7m	FB	Brk.	LD
16	CAMARA Mama Adama	7/24	29	3/3	0/5	2/8	1/4	0/1	0/2	1/1
22	CAMARA Fatoumata Bouya	6/22	27	1/2	0/2	1/5	0/1	0/1	4/11	
TOTAL		13/46	28	4/5	0/7	3/13	1/5	0/2	4/13	1/1

Coach: Mama Saran Sow

Number of attacks: 72, Efficiency: 57%, Average Duration: 25.47 seconds

Attack by type of defense

	Shots	9m	6m	Wing	TF	E7	E2
On def. 6-0	17/28	3/8	4/4	2/5	6	2	2
On def. 5-1	7/12	2/4	3/3	0/0	11	1	0
On def. press.	2/2	0/0	1/1	0/0	0	0	0
Fastbreak	12/13				0	0	0

Defense by type

	Total	9m	6m	Wing	Stl.	C7	2m
Def. 6-0	15/22	0/1	3/3	7/8	10	0	2
Def. 5-1	6/13	1/6	2/2	2/3	4	3	4
Def. 4-2	2/3	0/0	1/1	0/1	1	1	0
Def. 3-3	3/3	0/0	1/1	0/0	2	0	0
Def. press.	1/2	0/1	0/0	1/1	1	0	0
Fastbreak	2/2				0	0	0

Attack with superiority / minority / goalkeeper out

	Attack				Reaction		
	Att.	Eff.	Shots	TF	FB	LD	Tot.
6 on 6	49	53%	26/37	12			
6 on 5	11	82%	9/11	0			
5 on 6	10	50%	5/6	4			
4 on 6	2	50%	1/1	1			

Player superiority / GK out counted at the end of attack (in case it changes during attack)

Defense with superiority / minority / goalkeeper out

	Attack				Reaction		
	Att.	Eff.	Shots	TF	FB	LD	Tot.
6 on 6	49	47%	23/31	18			
5 on 6	8	0%	0/3	5			
6 on 5	13	62%	8/11	2			
6 on 4	2	100%	2/2	0			

Numbers show attacking numbers of opponent. Lower efficiency of opponent means better defense of this team

Jersey number Tot. Total shooting 6m 6m (line) shooting 9m 9m shooting Wng Wing shooting FB Fastbreak sh. 7m 7m penalty sh.
Brk. Breakthrough sh. LD Long distance sh. As. Assists PC Pass clear chance E7 Earned 7m pen. TF Technical faults St. Steals
2m 2m punishments C7. Committed 7m E2 Earned 2m pun. YC. Yellow cards R/B Red/Blue cards Blk. Blocks S Starting Line-up



Youth (U17) IHF Trophy Intercontinental Phase (W)



4. round

Match Team Statistics

Match No. 7

Guinea 41 - 33 Uzbekistan

(19 - 19) (22 - 14)

10.4.2026. 12:30

Attendance: 100

Palace of Culture and Sports

Vasil Levski

Referees: Roua Haggui (TUN) / Sahar Haggui (TUN)

Shot distribution by player

2 M. Camara

1/1		2/3
1/1	0/1	2/2
4/5		2/2

1 miss.

3 E. Sokpo

		0/1

5 C. Kolie

1/1		1/1

7 J. Racine Diallo

2/2		
2/2		2/2

1 post 1 miss. 1/1 lob

8 F. Soumah

1/1		
5/8		1/1

2 post

10 H. Balde

		0/1

1 miss.

11 Y. Mansare

3/3		
0/1		3/5

12 F. Keita

		2/2
		1/1

13 M. Bangoura

		1/1

15 S. Diakite

17 N. Sylla

2/2		

18 F. Traore

		1/1

TOTAL

6/6		5/6
2/2	0/1	3/4
14/19		10/13

3 post 3 miss. 1/1 lob

Saves distribution goalkeepers

16 M. Camara

0/2		2/5
1/1	1/1	1/3
0/7	1/3	1/2

22 F. Camara

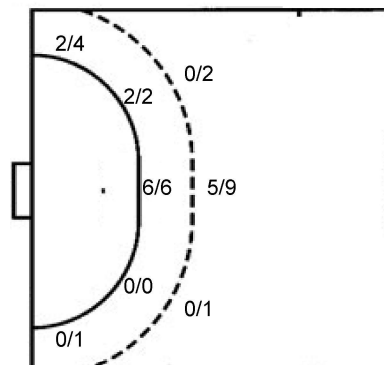
0/1	1/2	0/2
1/2	0/1	2/2
1/7		1/5

TOTAL

0/3	1/2	2/7
2/3	1/2	3/5
1/14	1/3	2/7

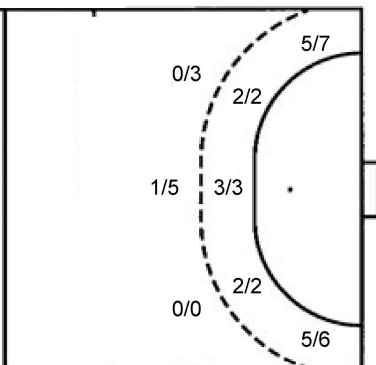
Shots by position

ATTACK



7m penalties 3/3
Fastbreak 12/13
Breakthrough 11/17
Long dist. 0/0

DEFENSE



7m penalties 4/5
Fastbreak 2/2
Breakthrough 9/15
Long dist. 0/1

Shooting statistics

Position	Goals	Sav.	Miss.	Post	Blk.	Total	%
Back (9m)	5	5	1	1	0	12	42
Line (6m)	8	0	0	0	0	8	100
Wing	2	2	1	0	0	5	40
7m penalties	3	0	0	0	0	3	100
Fastbreak	12	0	0	1	0	13	92
Breakthrough	11	4	1	1	0	17	65
Total	41	11	3	3	0	58	71

Jersey number Tot. Total shooting 6m 6m (line) shooting 9m 9m shooting Wng Wing shooting FB Fastbreak sh. 7m 7m penalty sh.
Brk. Breakthrough sh. LD Long distance sh. As. Assists PC Pass clear chance E7 Earned 7m pen. TF Technical faults St. Steals
2m 2m punishments C7. Committed 7m E2 Earned 2m pun. YC. Yellow cards R/B Red/Blue cards Blk. Blocks S Starting Line-up

Handball statistics and livescore by Toma-soft ltd (www.toma-soft.hr)



Youth (U17) IHF Trophy Intercontinental Phase (W)



4. round

Match Team Statistics

Match No. 7

Guinea 41 - 33 Uzbekistan

(19 - 19) (22 - 14)

10.4.2026. 12:30

Attendance: 100

Palace of Culture and Sports

Vasil Levski

Referees: Roua Haggui (TUN) / Sahar Haggui (TUN)

Uzbekistan

Players		Goals / shots									Attack				Def.			Penalties				TP			
#	Surname and name	S	Tot.	%	9m	6m	Wing	7m	FB	Brk.	LD	As.	PC	E7	E2	TF	St.	C7	Blk	YC	2m		R	B	
1	MANSUROVA Munisakhon	S															2								37:41
3	RASULJONOVA Nozima	S	9/11	82		1/1	5/7	1/1		2/2			3				2	1							53:31
5	PIRJANOVA Ujjamal	S	2/2	100		2/2											2								26:02
6	GAYBILLAEVA Khulkaroy																								
7	ODINA Soatalieva		0/1	0	0/1												1								3:26
8	MAJIDOVA Dildora	S	5/8	63	0/2	2/2				3/4				2	2	3									53:14
9	KELDIYOROVA Shalola	S															3						1		13:03
10	RISKULOVA Ziyoda		5/8	63	0/1	1/1		1/1	1/1	2/4							2								55:50
11	TURGUNOVA Naimakhon		1/3	33	0/1					1/1	0/1	1			1	5									42:21
12	JUMANOVA Oyjamolkhon																								22:19
13	EM Guzal	S	6/7	86		1/1	4/5		1/1			1			1	1	1	1				1			52:18
14	SEMENETS Viktoriya																								
15	BAYJANOVA Ilmira	S	4/10	40	1/3			2/3		1/4		2		2	2	4		1				2			60:00
17	AKHATOVA Gulsanam		1/1	100			1/1																		0:15
Team / bench																									
TOTAL			33/51	65	1/8	7/7	10/13	4/5	2/2	9/15	0/1	7	0	4	6	25	1	3	0	0	0	3	1	0	

Goalkeepers		Saves / shots								
#	Surname and name	Tot.	%	9m	6m	Wing	7m	FB	Brk.	LD
1	MANSUROVA Munisakhon	7/32	22	3/5	0/6	1/3	0/2	0/9	3/7	
12	JUMANOVA Oyjamolkhon	4/20	20	2/5	0/2	1/1	0/1	0/3	1/8	
TOTAL		11/52	21	5/10	0/8	2/4	0/3	0/12	4/15	0/0

Coach: Ulugbek Ikromov

Number of attacks: 72, Efficiency: 46%, Average Duration: 24.38 seconds

Attack by type of defense

	Shots	9m	6m	Wing	TF	E7	E2
On def. 6-0	15/22	0/1	3/3	7/8	13	0	2
On def. 5-1	6/13	1/6	2/2	2/3	7	3	4
On def. 4-2	2/3	0/0	1/1	0/1	1	1	0
On def. 3-3	3/3	0/0	1/1	0/0	2	0	0
On def. press.	1/2	0/1	0/0	1/1	2	0	0
Fastbreak	2/2				0	0	0

Defense by type

	Total	9m	6m	Wing	Stl.	C7	2m
Def. 6-0	17/28	3/8	4/4	2/5	1	2	2
Def. 5-1	7/12	2/4	3/3	0/0	0	1	1
Def. press.	2/2	0/0	1/1	0/0	0	0	0
Fastbreak	12/13				0	0	0

Attack with superiority / minority / goalkeeper out

	Attack				Reaction		
	Att.	Eff.	Shots	TF	FB	LD	Tot.
6 on 6	49	47%	23/31	18			
5 on 6	8	0%	0/3	5			
6 on 5	13	62%	8/11	2			
6 on 4	2	100%	2/2	0			

Player superiority / GK out counted at the end of attack (in case it changes during attack)

Defense with superiority / minority / goalkeeper out

	Attack				Reaction		
	Att.	Eff.	Shots	TF	FB	LD	Tot.
6 on 6	49	53%	26/37	12			
6 on 5	11	82%	9/11	0			
5 on 6	10	50%	5/6	4			
4 on 6	2	50%	1/1	1			

Numbers show attacking numbers of opponent. Lower efficiency of opponent means better defense of this team

Jersey number Tot. Total shooting 6m 6m (line) shooting 9m 9m shooting Wng Wing shooting FB Fastbreak sh. 7m 7m penalty sh.
 Brk. Breakthrough sh. LD Long distance sh. As. Assists PC Pass clear chance E7 Earned 7m pen. TF Technical faults St. Steals
 2m 2m punishments C7. Committed 7m E2 Earned 2m pun. YC. Yellow cards R/B Red/Blue cards Blk. Blocks S Starting Line-up



Youth (U17) IHF Trophy Intercontinental Phase (W)



4. round

Match Team Statistics
Match No. 7

Guinea 41 - 33 Uzbekistan
(19 - 19) (22 - 14)

10.4.2026. 12:30
Attendance: 100
Palace of Culture and Sports
Vasil Levski

Referees: Roua Haggui (TUN) / Sahar Haggui (TUN)

Shot distribution by player

3 N. Rasuljonova

3/3	2/3	4/5

5 U. Pirjanova

2/2		

6 K. Gaybillaeva

7 S. Odina

1 miss.

8 D. Majidova

1/1		
1/1	1/1	0/1
2/3		

1 post

9 S. Keldiyorova

10 Z. Riskulova

1/1		2/2
		1/2
		1/1

1 post 1 block

11 N. Turgunova

	1/1	
	0/1	
		0/1

13 G. Em

0/1		
6/6		

14 V. Semenets

15 I. Bayjanova

	0/1	3/5
0/1		1/2

1 post

17 G. Akhatova

1/1		

TOTAL

3/3	1/2	5/7
1/3	1/2	2/5
13/14	2/3	5/7

3 post 1 miss. 1 block

Saves distribution goalkeepers

1 M. Mansurova

0/4		0/2
		0/2
5/17		2/7

12 O. Jumanova

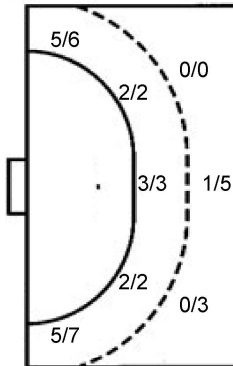
0/2		1/4
0/2	1/1	1/2
0/2		1/6

TOTAL

0/6		1/6
0/2	1/1	1/4
5/19		3/13

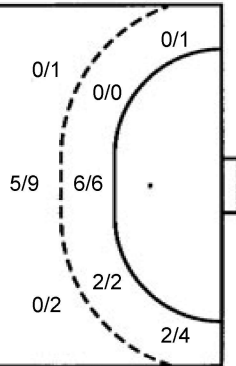
Shots by position

ATTACK



7m penalties 4/5
Fastbreak 2/2
Breakthrough 9/15
Long dist. 0/1

DEFENSE



7m penalties 3/3
Fastbreak 12/13
Breakthrough 11/17
Long dist. 0/0

Shooting statistics

Position	Goals	Sav.	Miss.	Post	Blk.	Total	%
Back (9m)	1	4	1	1	1	8	13
Line (6m)	7	0	0	0	0	7	100
Wing	10	3	0	0	0	13	77
7m penalties	4	1	0	0	0	5	80
Fastbreak	2	0	0	0	0	2	100
Breakthrough	9	4	0	2	0	15	60
Total	33	12	1	3	1	50	66

Jersey number Tot. Total shooting 6m 6m (line) shooting 9m 9m shooting Wng Wing shooting FB Fastbreak sh. 7m 7m penalty sh.
Brk. Breakthrough sh. LD Long distance sh. As. Assists PC Pass clear chance E7 Earned 7m pen. TF Technical faults St. Steals
2m 2m punishments C7. Committed 7m E2 Earned 2m pun. YC. Yellow cards R/B Red/Blue cards Blk. Blocks S Starting Line-up

Handball statistics and livescore by Toma-soft ltd (www.toma-soft.hr)

