



Youth (U17) IHF Trophy Intercontinental Phase (W)



3. round

Match Team Statistics

Match No. 6

Venezuela 27 - 46 Uzbekistan

(10 - 24) (17 - 22)

9.4.2026. 17:00

Attendance: 280

Palace of Culture and Sports

Vasil Levski

Referees: Stefan Berdic (SRB) / Filip Sorak (SRB)

Venezuela

#	Surname and name	S	Goals / shots							Attack				Def.			Penalties			TP				
			Tot.	%	9m	6m	Wing	7m	FB	Brk.	LD	As.	PC	E7	E2	TF	St.	C7	Blk		YC	2m	R	B
1	ESPINOZA BRITO Andreina Sofia	S													2									46:42
3	VENTURA MIRENA Marielys Nazareth																							4:52
4	TORREALBA MOLINA Barbara Nazareth		0/1	0		0/1																		6:44
5	JIMENEZ TORREALBA Estefanie Valentina	S	8/17	47	0/2	3/3	5/12							2										56:51
6	TORRELLES PEREZ Roxangel Carolina		1/1	100					1/1					2										7:31
7	CORONADO MENDEZ Wilmary Alejandra	S	4/11	36	1/5	2/4	1/2				1			7										45:38
10	OJEDA FERRER Gleidys Arianny													1							1			4:49
12	URIBE VELASQUEZ Susej Dulce Maria																		1					13:18
13	TORRELLAS ORELLANA Veruzka Paola																							
15	MORA DIAZ Yulianny Valentina	S	7/10	70	0/1	2/3		1/1	0/1	4/4	1			1	2	1	1				2			60:00
17	LOAIZA LOPEZ Marlin Nikole	S	3/6	50	1/3	2/3						1	1	5	2	3	1				2			60:00
19	JIMENEZ CHAVIEL Victoria Del Carmen	S	3/4	75		3/4								1	1									60:00
20	ORTEGA PARRA Zaidiana Jose	S	1/2	50		0/1			1/1					3										47:39
33	REYES CORDERO Delany Franchesca																							5:56
Team / bench																								
TOTAL			27/52	52	2/11	9/14	9/19	1/1	0/1	6/6	0/0	2	0	1	2	25	3	4	2	1	5	0	0	

#	Surname and name	Saves / shots								
		Tot.	%	9m	6m	Wing	7m	FB	Brk.	LD
1	ESPINOZA BRITO Andreina Sofia	12/48	25	5/10	1/15	5/11	1/2	0/5	0/5	
12	URIBE VELASQUEZ Susej Dulce Maria	2/12	17	1/3	0/1	0/3	0/1	1/4		
TOTAL		14/60	23	6/13	1/16	5/14	1/3	1/9	0/5	0/0

Coach: Yoselin Chirinos Calderon

Number of attacks: 75, Efficiency: 36%, Average Duration: 24.27 seconds

Attack by type of defense

	Shots	9m	6m	Wing	TF	E7	E2
On def. 6-0	25/46	2/10	8/12	9/18	22	1	2
On def. 5-1	1/4	0/1	1/2	0/1	3	0	0
Fastbreak	0/1				0	0	0

Defense by type

	Total	9m	6m	Wing	Stl.	C7	2m
Def. 6-0	23/38	4/13	12/13	4/9	1	2	3
Def. 5-1	13/17	3/4	3/4	5/6	2	2	2
Fastbreak	8/9				0	0	0

Attack with superiority / minority / goalkeeper out

	Attack				Reaction		
	Att.	Eff.	Shots	TF	FB	LD	Tot.
6 on 6	59	36%	21/38	21			
6 on 5	4	50%	2/4	0			
5 on 6	12	33%	4/8	4			

Player superiority / GK out counted at the end of attack (in case it changes during attack)

Defense with superiority / minority / goalkeeper out

	Attack				Reaction		
	Att.	Eff.	Shots	TF	FB	LD	Tot.
6 on 6 (GK out)	4	75%	3/4	0	0/0	0/0	0/0
6 on 6	58	59%	34/46	12			
6 on 5	13	69%	9/13	0			

Numbers show attacking numbers of opponent. Lower efficiency of opponent means better defense of this team

Jersey number Tot. Total shooting 6m 6m (line) shooting 9m 9m shooting Wng Wing shooting FB Fastbreak sh. 7m 7m penalty sh.
 Brk. Breakthrough sh. LD Long distance sh. As. Assists PC Pass clear chance E7 Earned 7m pen. TF Technical faults St. Steals
 2m 2m punishments C7. Committed 7m E2 Earned 2m pun. YC. Yellow cards R/B Red/Blue cards Blk. Blocks S Starting Line-up



Youth (U17) IHF Trophy Intercontinental Phase (W)



3. round

Match Team Statistics

Match No. 6

Venezuela 27 - 46 Uzbekistan

(10 - 24) (17 - 22)

9.4.2026. 17:00

Attendance: 280

Palace of Culture and Sports

Vasil Levski

Referees: Stefan Berdic (SRB) / Filip Sorak (SRB)

Shot distribution by player

3 M. Ventura Mirena

4 B. Torrealba Molina

		0/1

5 E. Jimenez Torrealba

1/1	1/1	
2/2		1/1
1/2	0/1	2/3

4 post 1 miss. 1 block

6 R. Torrelles Perez

1/1		

7 W. Coronado Mendez

		2/2
0/1		0/2
1/1		1/3

2 miss.

10 G. Ojeda Ferrer

13 V. Torrellas Orellana

15 Y. Mora Diaz

6/6		
1/1		

2 post 1 miss.

17 M. Loaiza Lopez

0/1		3/4

1 post

19 V. Jimenez Chaviel

		2/2
0/1		
		1/1

20 Z. Ortega Parra

		1/1
0/1		

33 D. Reyes Cordero

TOTAL

7/7	1/1	4/4
3/5		2/4
3/6	0/1	7/12

7 post 4 miss. 1 block

Saves distribution goalkeepers

1 A. Espinoza Brito

0/1		0/6
2/4	2/2	1/5
2/17	0/3	5/10

12 S. Uribe Velasquez

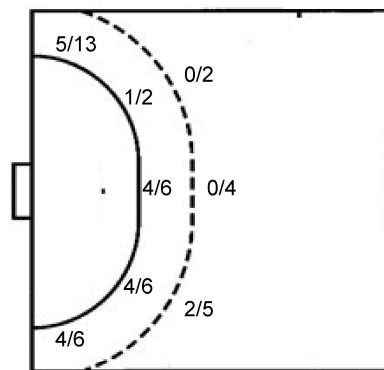
0/1		0/1
1/1		0/1
1/6	0/1	0/1

TOTAL

0/2		0/7
3/5	2/2	1/6
3/23	0/4	5/11

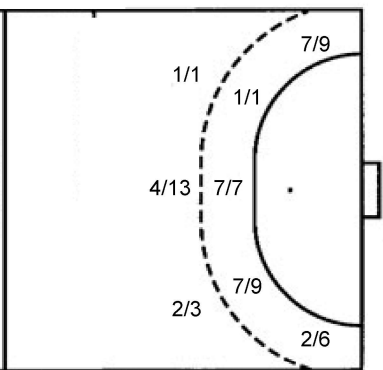
Shots by position

ATTACK



7m penalties 1/1
Fastbreak 0/1
Breakthrough 6/6
Long dist. 0/0

DEFENSE



7m penalties 2/4
Fastbreak 8/9
Breakthrough 5/6
Long dist. 0/0

Shooting statistics

Position	Goals	Sav.	Miss.	Post	Blk.	Total	%
Back (9m)	2	4	1	3	1	11	18
Line (6m)	9	3	2	0	0	14	64
Wing	9	6	1	3	0	19	47
7m penalties	1	0	0	0	0	1	100
Fastbreak	0	0	0	1	0	1	0
Breakthrough	6	0	0	0	0	6	100
Total	27	13	4	7	1	52	52

Jersey number Tot. Total shooting 6m 6m (line) shooting 9m 9m shooting Wng Wing shooting FB Fastbreak sh. 7m 7m penalty sh.
Brk. Breakthrough sh. LD Long distance sh. As. Assists PC Pass clear chance E7 Earned 7m pen. TF Technical faults St. Steals
2m 2m punishments C7. Committed 7m E2 Earned 2m pun. YC. Yellow cards R/B Red/Blue cards Blk. Blocks S Starting Line-up

Handball statistics and livescore by Toma-soft ltd (www.toma-soft.hr)



Youth (U17) IHF Trophy Intercontinental Phase (W)



3. round

Match Team Statistics
Match No. 6

Venezuela 27 - 46 Uzbekistan
(10 - 24) (17 - 22)

9.4.2026. 17:00
Attendance: 280
Palace of Culture and Sports
Vasil Levski

Referees: Stefan Berdic (SRB) / Filip Sorak (SRB)

Uzbekistan

Players		Goals / shots									Attack				Def.			Penalties			TP				
#	Surname and name	S	Tot.	%	9m	6m	Wing	7m	FB	Brk.	LD	As.	PC	E7	E2	TF	St.	C7	Blk	YC		2m	R	B	
1	MANSUROVA Munisakhon											1													43:04
3	RASULJONOVA Nozima	S	10/11	91	1/2	1/1	7/7		1/1			2			1		2								50:04
5	PIRJANOVA Ujjamal	S	5/5	100		5/5								1		1									52:35
6	GAYBILLAEVA Khulkaroy		1/2	50	0/1	1/1								1											19:48
7	ODINA Soatalieva		1/4	25		1/1	0/3									2									23:43
8	MAJIDOVA Dildora	S	6/9	67	2/3	1/1		0/1	1/1	2/3		2			1	6									50:59
9	KELDIYOROVA Shalola																								
10	RISKULOVA Ziyoda	S	6/6	100	2/2	1/1			1/1	2/2		2		1		1							1		50:44
11	TURGUNOVA Naimakhon																								
12	JUMANOVA Oyjamolkhon	S										1	1												15:17
13	EM Guzal		7/10	70		1/1	1/3		4/5	1/1		1		1	1		1								47:50
14	SEMENETS Viktoriya		1/5	20	0/4			1/1								1		1	1		1				11:09
15	BAYJANOVA Ilmira	S	8/14	57	2/5	4/6		1/2	1/1			2			2	1									36:14
17	AKHATOVA Gulsanam	S	1/2	50			1/2																		18:33
Team / bench																									
TOTAL			46/68	68	7/17	15/17	9/15	2/4	8/9	5/6	0/0	11	1	4	5	12	3	1	1	0	2	0	0		

Goalkeepers		Saves / shots								
#	Surname and name	Tot.	%	9m	6m	Wing	7m	FB	Brk.	LD
1	MANSUROVA Munisakhon	11/27	41	3/5	3/8	5/10			0/4	
12	JUMANOVA Oyjamolkhon	2/13	15	1/1	0/4	1/5	0/1		0/2	
TOTAL		13/40	33	4/6	3/12	6/15	0/1	1/0	0/6	0/0

Coach: Ulugbek Ikromov

Number of attacks: 75, Efficiency: 61%, Average Duration: 23.67 seconds

Attack by type of defense

	Shots	9m	6m	Wing	TF	E7	E2
On def. 6-0	23/38	4/13	12/13	4/9	7	2	3
On def. 5-1	13/17	3/4	3/4	5/6	5	2	2
Fastbreak	8/9				0	0	0

Defense by type

	Total	9m	6m	Wing	Stl.	C7	2m
Def. 6-0	25/46	2/10	8/12	9/18	3	1	2
Def. 5-1	1/4	0/1	1/2	0/1	0	0	0
Fastbreak	0/1				0	0	0

Attack with superiority / minority / goalkeeper out

	Attack				Reaction		
	Att.	Eff.	Shots	TF	FB	LD	Tot.
6 on 6 (GK out)	4	75%	3/4	0	0/0	0/0	0/0
6 on 6	58	59%	34/46	12			
6 on 5	13	69%	9/13	0			

Player superiority / GK out counted at the end of attack (in case it changes during attack)

Defense with superiority / minority / goalkeeper out

	Attack				Reaction		
	Att.	Eff.	Shots	TF	FB	LD	Tot.
6 on 6	59	36%	21/38	21			
6 on 5	4	50%	2/4	0			
5 on 6	12	33%	4/8	4			

Numbers show attacking numbers of opponent. Lower efficiency of opponent means better defense of this team

Jersey number Tot. Total shooting 6m 6m (line) shooting 9m 9m shooting Wng Wing shooting FB Fastbreak sh. 7m 7m penalty sh.
Brk. Breakthrough sh. LD Long distance sh. As. Assists PC Pass clear chance E7 Earned 7m pen. TF Technical faults St. Steals
2m 2m punishments C7. Committed 7m E2 Earned 2m pun. YC. Yellow cards R/B Red/Blue cards Blk. Blocks S Starting Line-up

Handball statistics and livescore by Toma-soft ltd (www.toma-soft.hr)



Youth (U17) IHF Trophy Intercontinental Phase (W)



3. round

Match Team Statistics

Match No. 6

Venezuela 27 - 46 Uzbekistan

(10 - 24) (17 - 22)

9.4.2026. 17:00

Attendance: 280

Palace of Culture and Sports

Vasil Levski

Referees: Stefan Berdic (SRB) / Filip Sorak (SRB)

Shot distribution by player

3 N. Rasuljonova

		1/1
1/1		
2/2	3/3	3/3

1 post

5 U. Pirjanova

4/4		1/1

6 K. Gaybillaeva

0/1		1/1

7 S. Odina

1/2		0/1

1 post

8 D. Majidova

1/1		1/1
1/1		
3/3		0/2

1 post

9 S. Keldiyorova

10 Z. Riskulova

		2/2
		2/2
1/1		1/1

11 N. Turgunova

13 G. Em

0/1		
6/6	1/1	0/2

14 V. Semenets

	0/2	1/1

2 block

15 I. Bayjanova

1/1		3/3
0/1		2/3
2/3		

3 post

17 G. Akhatova

0/1		
1/1		

TOTAL

2/2		7/7
2/5	0/2	5/6
20/23	4/4	6/11

6 post 2 block

Saves distribution goalkeepers

1 M. Mansurova

0/3	0/1	0/3
2/3		1/3
3/5	1/1	4/8

12 O. Jumanova

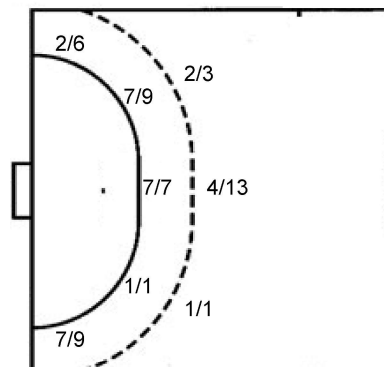
0/4		0/1
0/2		1/1
0/1		1/4

TOTAL

0/7	0/1	0/4
2/5		2/4
3/6	1/1	5/12

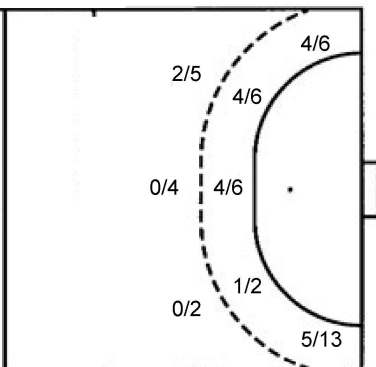
Shots by position

ATTACK



7m penalties	2/4
Fastbreak	8/9
Breakthrough	5/6
Long dist.	0/0

DEFENSE



7m penalties	1/1
Fastbreak	0/1
Breakthrough	6/6
Long dist.	0/0

Shooting statistics

Position	Goals	Sav.	Miss.	Post	Blk.	Total	%
Back (9m)	7	6	0	2	2	17	41
Line (6m)	15	1	0	1	0	17	88
Wing	9	5	0	1	0	15	60
7m penalties	2	1	0	1	0	4	50
Fastbreak	8	1	0	0	0	9	89
Breakthrough	5	0	0	1	0	6	83
Total	46	14	0	6	2	68	68

Jersey number Tot. Total shooting 6m 6m (line) shooting 9m 9m shooting Wng Wing shooting FB Fastbreak sh. 7m 7m penalty sh.
 Brk. Breakthrough sh. LD Long distance sh. As. Assists PC Pass clear chance E7 Earned 7m pen. TF Technical faults St. Steals
 2m 2m punishments C7. Committed 7m E2 Earned 2m pun. YC. Yellow cards R/B Red/Blue cards Blk. Blocks S Starting Line-up

Handball statistics and livescore by Toma-soft ltd (www.toma-soft.hr)

