



# Youth (U17) IHF Trophy Intercontinental Phase (W)



3. round

Match Team Statistics  
Match No. 5

**Canada 32 - 36 Guinea**  
(16 - 19) (16 - 17)

9.4.2026. 12:30  
Attendance: 120  
Palace of Culture and Sports  
Vasil Levski

Referees: Rita Dane (HUN) / Zsofia Marton (HUN)

## Canada

Players		Goals / shots									Attack				Def.			Penalties			TP				
#	Surname and name	S	Tot.	%	9m	6m	Wing	7m	FB	Brk.	LD	As.	PC	E7	E2	TF	St.	C7	Blk	YC		2m	R	B	
2	DESILETS Kim-My		5/6	83		0/1	4/4		1/1						1	2	1								28:51
3	SÉNÉCHAL Maya															1									8:46
4	MORISSETTE-DAVIES Azalée		9/11	82	1/2	1/1		5/6		2/2		4	2	1		8	1								45:46
6	ALLARD Zoé	S	1/6	17		0/1	1/5									1									23:42
7	LECLAIR Amélie	S	3/5	60	1/1	0/1				2/3		2		1	1	3	1	1				1			53:22
8	JIMERSON Liv	S	2/2	100			1/1		1/1																21:01
9	GOUSY Alexia		4/4	100		3/3			1/1					1	1	1	1								18:43
10	CÔTÉ Lili-Pier	S	3/5	60	0/1	1/1		0/1		2/2		4				3									44:33
13	RIOUX Sofia	S	1/1	100		1/1								2	2			1							41:11
15	MASSON Kathryn		3/3	100		1/1	2/2									1									32:31
19	DÉRY Alexia		0/1	0						0/1							1								10:17
20	PELLETIER Olivia	S	1/3	33		1/2				0/1		2		1	1	3		2							35:45
29	ROY Roselyne	S										1													43:53
31	COSSETTE Anne-Marie																								11:39
Team / bench																									
TOTAL			32/47	68	2/4	8/12	8/12	5/7	3/3	6/9	0/0	13	2	7	7	23	3	4	0	0	1	0	0		

Goalkeepers		Saves / shots								
#	Surname and name	Tot.	%	9m	6m	Wing	7m	FB	Brk.	LD
29	ROY Roselyne	9/36	25	2/4	2/9	1/3	0/2	0/6	4/11	0/1
31	COSSETTE Anne-Marie	1/10	10	0/3	0/1		1/1	0/1	0/2	0/2
TOTAL		10/46	22	2/7	2/10	1/3	1/3	0/7	4/13	0/3

Coach: Eric Choquette

Number of attacks: 68, Efficiency: 47%, Average Duration: 24.95 seconds

### Attack by type of defense

	Shots	9m	6m	Wing	TF	E7	E2
On def. 6-0	24/37	2/4	8/12	8/12	23	7	7
Fastbreak	3/3				0	0	0

### Defense by type

	Total	9m	6m	Wing	Stl.	C7	2m
Def. 6-0	24/38	5/9	8/12	2/4	3	4	1
Fastbreak	7/7				0	0	0

### Attack with superiority / minority / goalkeeper out

	Attack				Reaction		
	Att.	Eff.	Shots	TF	FB	LD	Tot.
7 on 6 (GK out)	8	25%	2/4	4	1/1	1/2	2/3
6 on 6 (GK out)	3	0%	0/1	2	0/0	2/2	2/2
6 on 5 (GK out)	1	100%	1/1	0	0/0	0/0	0/0
6 on 6	40	45%	18/25	15			
6 on 5	16	69%	11/14	2			

Player superiority / GK out counted at the end of attack (in case it changes during attack)

### Defense with superiority / minority / goalkeeper out

	Attack				Reaction		
	Att.	Eff.	Shots	TF	FB	LD	Tot.
7 on 6 (GK out)	1	0%	0/0	1	0/0	0/0	0/0
6 on 6	47	57%	27/35	12			
5 on 6	15	47%	7/11	4			
6 on 5	4	50%	2/4	0			

Numbers show attacking numbers of opponent. Lower efficiency of opponent means better defense of this team

# Jersey number Tot. Total shooting 6m 6m (line) shooting 9m 9m shooting Wng Wing shooting FB Fastbreak sh. 7m 7m penalty sh.  
Brk. Breakthrough sh. LD Long distance sh. As. Assists PC Pass clear chance E7 Earned 7m pen. TF Technical faults St. Steals  
2m 2m punishments C7. Committed 7m E2 Earned 2m pun. YC. Yellow cards R/B Red/Blue cards Blk. Blocks S Starting Line-up



# Youth (U17) IHF Trophy Intercontinental Phase (W)



3. round

Match Team Statistics

Match No. 5

## Canada 32 - 36 Guinea

(16 - 19) (16 - 17)

9.4.2026. 12:30

Attendance: 120

Palace of Culture and Sports

Vasil Levski

Referees: Rita Dane (HUN) / Zsofia Marton (HUN)

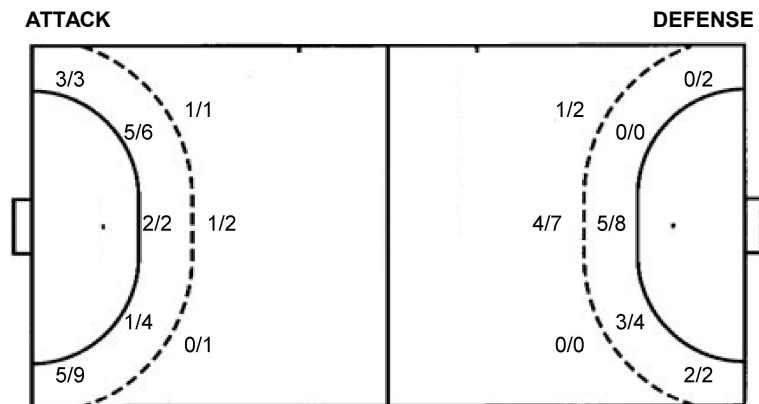
### Shot distribution by player

<b>2 K. Desilets</b> 0/1 4/4 1/1 lob	<b>3 M. Sénéchal</b> 0/0 0/0 0/0	<b>4 A. Morissette-Davies</b> 2/2 1/1 5/5 1 post 1 miss. 1/1 lob	<b>6 Z. Allard</b> 0/0 0/1 1/2 0/1 1 post 1 miss.	<b>7 A. Leclair</b> 0/1 1/1 2/2 1 block	<b>8 L. Jimerson</b> 1/1 1/1 0/0	<b>9 A. Gousy</b> 0/0 1/1 2/2 1/1
<b>10 L. Côté</b> 0/0 3/3 2 miss.	<b>13 S. Rioux</b> 0/0 1/1 0/0	<b>15 K. Masson</b> 0/0 1/1 2/2	<b>19 A. Déry</b> 0/0 0/0 0/0 1 post	<b>20 O. Pelletier</b> 1/1 0/1 0/1	<b>TOTAL</b> 4/5 2/2 18/20 3 post 4 miss. 1 block 2/2 lob	<b>TOTAL</b> 0/1 3/5 2/3

### Saves distribution goalkeepers

<b>29 R. Roy</b> 2/7 0/2 1/9	<b>31 A. Cossette</b> 0/1 1/1 0/5	<b>TOTAL</b> 2/8 1/3 1/14	<b>TOTAL</b> 1/4 1/3 2/6
---------------------------------------	--	------------------------------------	-----------------------------------

### Shots by position



7m penalties 5/7  
Fastbreak 3/3  
Breakthrough 6/9  
Long dist. 0/0

7m penalties 2/4  
Fastbreak 7/7  
Breakthrough 9/13  
Long dist. 3/4

### Shooting statistics

Position	Goals	Sav.	Miss.	Post	Blk.	Total	%
Back (9m)	2	0	2	0	0	4	50
Line (6m)	8	3	1	0	0	12	67
Wing	8	3	0	1	0	12	67
7m penalties	5	0	1	1	0	7	71
Fastbreak	3	0	0	0	0	3	100
Breakthrough	6	1	0	1	1	9	67
<b>Total</b>	<b>32</b>	<b>7</b>	<b>4</b>	<b>3</b>	<b>1</b>	<b>47</b>	<b>68</b>

# Jersey number Tot. Total shooting 6m 6m (line) shooting 9m 9m shooting Wng Wing shooting FB Fastbreak sh. 7m 7m penalty sh.  
Brk. Breakthrough sh. LD Long distance sh. As. Assists PC Pass clear chance E7 Earned 7m pen. TF Technical faults St. Steals  
2m 2m punishments C7. Committed 7m E2 Earned 2m pun. YC. Yellow cards R/B Red/Blue cards Blk. Blocks S Starting Line-up

Handball statistics and livescore by Toma-soft ltd (www.toma-soft.hr)



# Youth (U17) IHF Trophy Intercontinental Phase (W)



3. round

Match Team Statistics

Match No. 5

## Canada 32 - 36 Guinea

(16 - 19) (16 - 17)

9.4.2026. 12:30

Attendance: 120

Palace of Culture and Sports

Vasil Levski

Referees: Rita Dane (HUN) / Zsofia Marton (HUN)

### Guinea

Players		Goals / shots									Attack					Def.			Penalties			TP			
#	Surname and name	S	Tot.	%	9m	6m	Wing	7m	FB	Brk.	LD	As.	PC	E7	E2	TF	St.	C7	Blk	YC	2m		R	B	
2	CAMARA Mabinty Delmaya	S	4/6	67			1/1	2/4		1/1						1		1				2			25:14
3	SOKPO Edite Ablavy	S	1/3	33		1/2	0/1																		34:45
5	KOLIE Celestine		1/2	50			0/1		1/1					1			1								25:15
7	RACINE DIALLO Jade Habie		4/5	80	0/1	1/1				3/3		1		1		5	1	1				1			45:54
8	SOUMAH Fatoumata Naby	S	5/10	50	2/4	0/1			2/2	1/3		6		1		7	1								51:33
10	BALDE Housseinatou	S	2/2	100			1/1	1/1											1			2			28:57
11	MANSARE Yarie	S	11/14	79	3/4				4/4	4/6		1		1	1	1	1								41:13
12	KEITA Fatou											5				1	4	1				1			27:23
13	BANGOURA Mamadama		1/1	100		1/1											3	1							19:46
15	DIAKITE Sounka																								
16	CAMARA Mama Adama	S	3/4	75							3/4	1				1									59:34
17	SYLLA N'nady	S	4/6	67		4/6										1	1	2				1			60:00
18	TRAORE Feremoussou																								
22	CAMARA Fatoumata Bouya																								0:26
Team / bench																									
TOTAL			36/53	68	5/9	8/12	2/4	2/4	7/7	9/13	3/4	14	0	4	1	17	12	7	0	0	7	0	0		

Goalkeepers		Saves / shots								
#	Surname and name	Tot.	%	9m	6m	Wing	7m	FB	Brk.	LD
16	CAMARA Mama Adama	7/37	19	0/2	3/11	3/11	0/3	0/3	1/7	
22	CAMARA Fatoumata Bouya	0/2	0				0/2			
TOTAL		7/39	18	0/2	3/11	3/11	0/5	0/3	1/7	0/0

Coach: Mama Saran Sow

Number of attacks: 67, Efficiency: 54%, Average Duration: 28.01 seconds

### Attack by type of defense

	Shots	9m	6m	Wing	TF	E7	E2
On def. 6-0	24/38	5/9	8/12	2/4	17	4	1
Fastbreak	7/7				0	0	0

### Defense by type

	Total	9m	6m	Wing	Stl.	C7	2m
Def. 6-0	24/37	2/4	8/12	8/12	12	7	7
Fastbreak	3/3				0	0	0

### Attack with superiority / minority / goalkeeper out

	Attack				Reaction		
	Att.	Eff.	Shots	TF	FB	LD	Tot.
7 on 6 (GK out)	1	0%	0/0	1	0/0	0/0	0/0
6 on 6	47	57%	27/35	12			
5 on 6	15	47%	7/11	4			
6 on 5	4	50%	2/4	0			

Player superiority / GK out counted at the end of attack (in case it changes during attack)

### Defense with superiority / minority / goalkeeper out

	Attack				Reaction		
	Att.	Eff.	Shots	TF	FB	LD	Tot.
7 on 6 (GK out)	8	25%	2/4	4	1/1	1/2	2/3
6 on 6 (GK out)	3	0%	0/1	2	0/0	2/2	2/2
6 on 5 (GK out)	1	100%	1/1	0	0/0	0/0	0/0
6 on 6	40	45%	18/25	15			
6 on 5	16	69%	11/14	2			

Numbers show attacking numbers of opponent. Lower efficiency of opponent means better defense of this team

# Jersey number Tot. Total shooting 6m 6m (line) shooting 9m 9m shooting Wng Wing shooting FB Fastbreak sh. 7m 7m penalty sh.  
 Brk. Breakthrough sh. LD Long distance sh. As. Assists PC Pass clear chance E7 Earned 7m pen. TF Technical faults St. Steals  
 2m 2m punishments C7. Committed 7m E2 Earned 2m pun. YC. Yellow cards R/B Red/Blue cards Blk. Blocks S Starting Line-up



# Youth (U17) IHF Trophy Intercontinental Phase (W)



3. round

Match Team Statistics

Match No. 5

## Canada 32 - 36 Guinea

(16 - 19) (16 - 17)

9.4.2026. 12:30

Attendance: 120

Palace of Culture and Sports

Vasil Levski

Referees: Rita Dane (HUN) / Zsofia Marton (HUN)

### Shot distribution by player

**2 M. Camara**

		2/2
0/1		
		1/1

1 miss. 1/1 lob

**3 E. Sokpo**

		0/1
1/1		

1 miss.

**5 C. Kolie**

0/1		
		1/1

**7 J. Racine Diallo**

2/2		
2/2		
		0/1

**8 F. Soumah**

0/1		
	0/1	
5/6		

2 post

**10 H. Balde**

1/1		
		1/1

**11 Y. Mansare**

3/3		1/2
	1/2	2/2
3/3		1/1

1 miss.

**12 F. Keita**


**13 M. Bangoura**

1/1		

**15 S. Diakite**


**17 N. Sylla**

3/3	1/1	0/1

1 post

**18 F. Traore**


**TOTAL**

6/8		3/4
2/3	1/3	2/3
13/14	1/1	4/6

3 post 3 miss. 1/1 lob

### Saves distribution goalkeepers

**16 M. Camara**

1/4		1/1
0/2		2/5
2/19	0/1	1/3

**22 F. Camara**

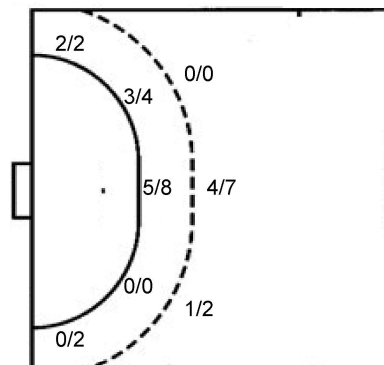
0/1		
0/1		

**TOTAL**

1/5		1/1
0/2		2/5
2/20	0/1	1/3

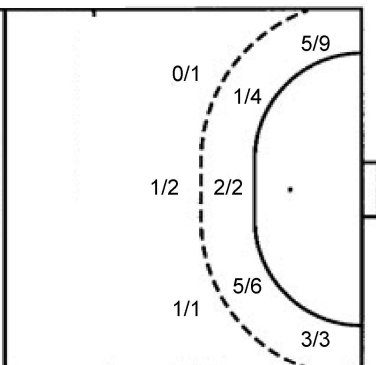
### Shots by position

**ATTACK**



7m penalties 2/4  
Fastbreak 7/7  
Breakthrough 9/13  
Long dist. 3/4

**DEFENSE**



7m penalties 5/7  
Fastbreak 3/3  
Breakthrough 6/9  
Long dist. 0/0

### Shooting statistics

Position	Goals	Sav.	Miss.	Post	Blk.	Total	%
Back (9m)	5	2	1	1	0	9	56
Line (6m)	8	2	0	2	0	12	67
Wing	2	1	1	0	0	4	50
7m penalties	2	1	1	0	0	4	50
Fastbreak	7	0	0	0	0	7	100
Breakthrough	9	4	0	0	0	13	69
<b>Total</b>	<b>33</b>	<b>10</b>	<b>3</b>	<b>3</b>	<b>0</b>	<b>49</b>	<b>67</b>

# Jersey number Tot. Total shooting 6m 6m (line) shooting 9m 9m shooting Wng Wing shooting FB Fastbreak sh. 7m 7m penalty sh.  
Brk. Breakthrough sh. LD Long distance sh. As. Assists PC Pass clear chance E7 Earned 7m pen. TF Technical faults St. Steals  
2m 2m punishments C7. Committed 7m E2 Earned 2m pun. YC. Yellow cards R/B Red/Blue cards Blk. Blocks S Starting Line-up

Handball statistics and livescore by Toma-soft ltd (www.toma-soft.hr)

