



Youth (U17) IHF Trophy Intercontinental Phase (W)



2. round

Match Team Statistics

Venezuela 28 - 41 Bulgaria

8.4.2026. 17:00

Match No. 4

(12 - 21) (16 - 20)

Attendance: 350

Palace of Culture and Sports

Vasil Levski

Referees: Anastasiia Bohoiavlenska (USA) / Cristina Molina Hidalgo (USA)

Venezuela

#	Surname and name	S	Goals / shots								Attack					Def.			Penalties			TP					
			Tot.	%	9m	6m	Wing	7m	FB	Brk.	LD	As.	PC	E7	E2	TF	St.	C7	Blk	YC	2m		R	B			
1	ESPINOZA BRITO Andreina Sofia	S																									46:49
3	VENTURA MIRENA Marielys Nazareth		0/2	0		0/1				0/1																	8:51
4	TORREALBA MOLINA Barbara Nazareth															1											0:40
5	JIMENEZ TORREALBA Estefanie Valentina	S	3/10	30		1/3	1/6	1/1																			51:44
6	TORRELLES PEREZ Roxangel Carolina	S																									19:34
7	CORONADO MENDEZ Wilmary Alejandra	S	10/17	59	4/8	3/6				3/3					1	11									2		59:17
10	OJEDA FERRER Gleidys Arianny		0/1	0			0/1																				5:04
12	URIBE VELASQUEZ Susej Dulce Maria																										13:11
13	TORRELLAS ORELLANA Veruzka Paola																										1:32
15	MORA DIAZ Yulianny Valentina	S	1/7	14	0/3		0/1	0/1		1/2					1		3	2									60:00
17	LOAIZA LOPEZ Marlin Nikole	S	7/9	78	0/1	5/6				1/1				1/1		1	1	8						1			60:00
19	JIMENEZ CHAVIEL Victoria Del Carmen	S	5/7	71		1/1	2/4			2/2								2									47:48
20	ORTEGA PARRA Zaidiana Jose		2/5	40	0/1	2/4										2	1								2		45:30
33	REYES CORDERO Delany Franchesca																										
Team / bench																											
TOTAL			28/58	48	4/13	12/21	3/12	1/2	3/4	4/5	1/1	0	0	2	2	30	3	4	0	0	5	0	0				

#	Surname and name	Saves / shots								
		Tot.	%	9m	6m	Wing	7m	FB	Brk.	LD
1	ESPINOZA BRITO Andreina Sofia	6/43	14	2/4	2/17	2/10	0/3	0/7	0/2	
12	URIBE VELASQUEZ Susej Dulce Maria	3/7	43	2/2	0/1	1/2		0/1	0/1	
TOTAL		9/50	18	4/6	2/18	3/12	0/3	0/8	0/3	0/0

Coach: **Yoselin Chirinos Calderon**

Number of attacks: 81, Efficiency: 35%, Average Duration: 21.72 seconds

Attack by type of defense

	Shots	9m	6m	Wing	TF	E7	E2
On def. 6-0	23/51	4/13	12/21	3/12	30	2	2
Fastbreak	3/4				0	0	0

Defense by type

	Total	9m	6m	Wing	Stl.	C7	2m
Def. 6-0	30/45	2/6	16/22	9/14	3	4	5
Fastbreak	8/9				0	0	0

Attack with superiority / minority / goalkeeper out

	Attack				Reaction		
	Att.	Eff.	Shots	TF	FB	LD	Tot.
6 on 6	64	34%	22/42	22			
6 on 5	5	40%	2/3	2			
5 on 6	10	30%	3/4	6			
5 on 5	1	0%	0/1	0			
4 on 6	1	100%	1/1	0			

Player superiority / GK out counted at the end of attack (in case it changes during attack)

Defense with superiority / minority / goalkeeper out

	Attack				Reaction		
	Att.	Eff.	Shots	TF	FB	LD	Tot.
6 on 6	62	45%	28/43	19			
5 on 6	6	17%	1/1	5			
6 on 5	14	86%	12/12	2			

Numbers show attacking numbers of opponent. Lower efficiency of opponent means better defense of this team

Jersey number Tot. Total shooting 6m 6m (line) shooting 9m 9m shooting Wng Wing shooting FB Fastbreak sh. 7m 7m penalty sh.
 Brk. Breakthrough sh. LD Long distance sh. As. Assists PC Pass clear chance E7 Earned 7m pen. TF Technical faults St. Steals
 2m 2m punishments C7. Committed 7m E2 Earned 2m pun. YC. Yellow cards R/B Red/Blue cards Blk. Blocks S Starting Line-up



Youth (U17) IHF Trophy Intercontinental Phase (W)



2. round

Match Team Statistics

Match No. 4

Venezuela 28 - 41 Bulgaria

(12 - 21) (16 - 20)

8.4.2026. 17:00

Attendance: 350

Palace of Culture and Sports

Vasil Levski

Referees: Anastasiia Bohoiavlenska (USA) / Cristina Molina Hidalgo (USA)

Shot distribution by player

3 M. Ventura Mirena

		0/1

1 post

4 B. Torrealba Molina

5 E. Jimenez Torrealba

0/1		0/2
1/2		2/3

2 post

6 R. Torrelles Perez

7 W. Coronado Mendez

2/3	1/1	3/3
1/1	0/3	0/1
1/2	2/2	

1 miss.

10 G. Ojeda Ferrer

1 post

13 V. Torrellas Orellana

15 Y. Mora Diaz

1/2		
0/1	0/1	

2 post 1 miss.

17 M. Loaiza Lopez

1/1	1/1	
4/4	1/1	

1 post 1 block

19 V. Jimenez Chaviel

2/2		1/2
1/1		1/1

1 post

20 Z. Ortega Parra

	0/1	1/1
1/1		0/1

1 block

33 D. Reyes Cordero

TOTAL

6/9	2/2	4/7
1/2	0/5	1/2
8/10	3/3	3/6

8 post 2 miss. 2 block

Saves distribution goalkeepers

1 A. Espinoza Brito

0/7		0/5
1/2	2/2	1/4
0/10	0/3	2/9

12 S. Uribe Velasquez

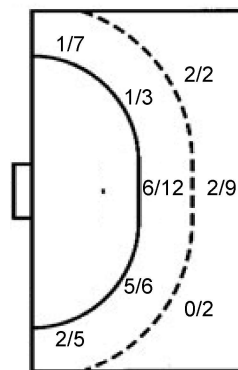
0/3		
	1/1	
1/2	1/1	

TOTAL

0/10		0/5
1/2	3/3	1/4
1/12	1/4	2/9

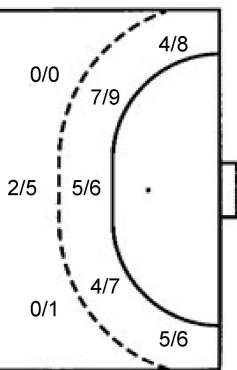
Shots by position

ATTACK



7m penalties	1/2
Fastbreak	3/4
Breakthrough	4/5
Long dist.	1/1

DEFENSE



7m penalties	3/4
Fastbreak	8/9
Breakthrough	3/3
Long dist.	0/0

Shooting statistics

Position	Goals	Sav.	Miss.	Post	Blk.	Total	%
Back (9m)	4	5	2	0	2	13	31
Line (6m)	12	7	0	2	0	21	57
Wing	3	5	0	4	0	12	25
7m penalties	1	1	0	0	0	2	50
Fastbreak	3	0	0	1	0	4	75
Breakthrough	4	0	0	1	0	5	80
Total	27	18	2	8	2	57	47

Jersey number Tot. Total shooting 6m 6m (line) shooting 9m 9m shooting Wng Wing shooting FB Fastbreak sh. 7m 7m penalty sh.
 Brk. Breakthrough sh. LD Long distance sh. As. Assists PC Pass clear chance E7 Earned 7m pen. TF Technical faults St. Steals
 2m 2m punishments C7. Committed 7m E2 Earned 2m pun. YC. Yellow cards R/B Red/Blue cards Blk. Blocks S Starting Line-up

Handball statistics and livescore by Toma-soft ltd (www.toma-soft.hr)



Youth (U17) IHF Trophy Intercontinental Phase (W)



2. round

Match Team Statistics
Match No. 4

Venezuela 28 - 41 Bulgaria
(12 - 21) (16 - 20)

8.4.2026. 17:00
Attendance: 350
Palace of Culture and Sports
Vasil Levski

Referees: Anastasiia Bohoiavlenska (USA) / Cristina Molina Hidalgo (USA)

Bulgaria

#	Surname and name	S	Goals / shots								Attack				Def.			Penalties			TP					
			Tot.	%	9m	6m	Wing	7m	FB	Brk.	LD	As.	PC	E7	E2	TF	St.	C7	Blk	YC		2m	R	B		
1	YANKOVA Raya																									
3	VASILEVA Petya	S	2/3	67	1/1	1/2										2				1						35:19
5	TSANKOVA Nia	S	5/10	50	0/1	0/2	2/4		3/3					1	1	1		1	1							43:05
6	YUMEROVA Melisa		2/5	40		2/4		0/1								1										35:31
8	YUMER Edzhe																									
9	STOYKOVA Stefani		3/4	75		2/2		1/2																		12:33
10	ASENOVA Nasya	S	7/8	88			3/4		4/4							1										46:31
15	KOSTADINOVA Ivet	S	4/5	80	0/1	1/1		2/2		1/1			7	1			6	1			1					60:00
16	ANDREEVA Emili	S																								60:00
20	KIREVA Eleonora		3/4	75	0/1	1/1	2/2									1										13:29
22	MINCHEVA Danaya																									
33	HRISTOVA Karina	S	3/4	75		2/3			1/1							1										30:00
77	PETROVA Diana		1/1	100		1/1									2	1							1		30:00	
88	TODOROVA Martina	S	11/14	79	1/2	8/10				2/2			1	1	1	14	1									53:32
Team / bench																										
TOTAL			41/58	71	2/6	16/22	9/14	3/4	8/9	3/3	0/0		9	1	4	3	26	2	2	0	1	2	0	0		

#	Surname and name	Saves / shots								
		Tot.	%	9m	6m	Wing	7m	FB	Brk.	LD
1	YANKOVA Raya									
16	ANDREEVA Emili	18/46	39	5/9	7/19	5/8	1/2	0/3	0/4	0/1
TOTAL		18/46	39	5/9	7/19	5/8	1/2	0/3	0/4	0/1

Coach: Miglena Hristova

Number of attacks: 82, Efficiency: 50%, Average Duration: 22.39 seconds

Attack by type of defense

	Shots	9m	6m	Wing	TF	E7	E2
On def. 6-0	30/45	2/6	16/22	9/14	26	4	3
Fastbreak	8/9				0	0	0

Defense by type

	Total	9m	6m	Wing	Stl.	C7	2m
Def. 6-0	23/51	4/13	12/21	3/12	2	2	2
Fastbreak	3/4				0	0	0

Attack with superiority / minority / goalkeeper out

	Attack				Reaction		
	Att.	Eff.	Shots	TF	FB	LD	Tot.
6 on 6	62	45%	28/43	19			
5 on 6	6	17%	1/1	5			
6 on 5	14	86%	12/12	2			

Player superiority / GK out counted at the end of attack (in case it changes during attack)

Defense with superiority / minority / goalkeeper out

	Attack				Reaction		
	Att.	Eff.	Shots	TF	FB	LD	Tot.
6 on 6	64	34%	22/42	22			
6 on 5	5	40%	2/3	2			
5 on 6	10	30%	3/4	6			
5 on 5	1	0%	0/1	0			
4 on 6	1	100%	1/1	0			

Numbers show attacking numbers of opponent. Lower efficiency of opponent means better defense of this team

Jersey number Tot. Total shooting 6m 6m (line) shooting 9m 9m shooting Wng Wing shooting FB Fastbreak sh. 7m 7m penalty sh.
Brk. Breakthrough sh. LD Long distance sh. As. Assists PC Pass clear chance E7 Earned 7m pen. TF Technical faults St. Steals
2m 2m punishments C7. Committed 7m E2 Earned 2m pun. YC. Yellow cards R/B Red/Blue cards Blk. Blocks S Starting Line-up



Youth (U17) IHF Trophy Intercontinental Phase (W)



2. round

Match Team Statistics

Match No. 4

Venezuela 28 - 41 Bulgaria

(12 - 21) (16 - 20)

8.4.2026. 17:00

Attendance: 350

Palace of Culture and Sports

Vasil Levski

Referees: Anastasiia Bohoiavlenska (USA) / Cristina Molina Hidalgo (USA)

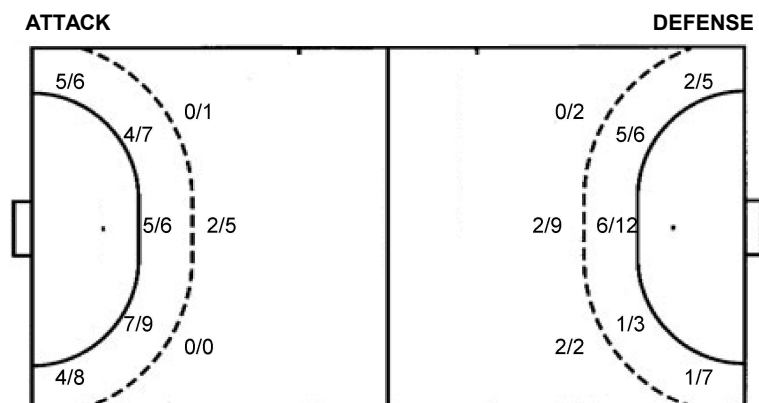
Shot distribution by player

3 P. Vasileva	5 N. Tsankova	6 M. Yumerova	8 E. Yumer	9 S. Stoykova	10 N. Asenova	15 I. Kostadinova																																																															
<table border="1"><tr><td></td><td></td><td></td></tr><tr><td></td><td></td><td>1/1</td></tr><tr><td></td><td></td><td>1/2</td></tr></table>						1/1			1/2	<table border="1"><tr><td>1/1</td><td></td><td>1/1</td></tr><tr><td>1/1</td><td>0/1</td><td></td></tr><tr><td>0/1</td><td></td><td>2/2</td></tr></table> 3 post	1/1		1/1	1/1	0/1		0/1		2/2	<table border="1"><tr><td></td><td></td><td></td></tr><tr><td>0/1</td><td></td><td></td></tr><tr><td>1/1</td><td>1/1</td><td></td></tr></table> 2 post				0/1			1/1	1/1		<table border="1"><tr><td></td><td></td><td></td></tr><tr><td></td><td></td><td></td></tr><tr><td></td><td></td><td></td></tr></table>										<table border="1"><tr><td>1/1</td><td></td><td>1/1</td></tr><tr><td></td><td></td><td></td></tr><tr><td>1/1</td><td></td><td></td></tr></table> 1 miss.	1/1		1/1				1/1			<table border="1"><tr><td>1/1</td><td></td><td></td></tr><tr><td></td><td>0/1</td><td>1/1</td></tr><tr><td>2/2</td><td></td><td>2/2</td></tr></table> 1/1 lob	1/1				0/1	1/1	2/2		2/2	<table border="1"><tr><td></td><td></td><td>1/1</td></tr><tr><td></td><td></td><td></td></tr><tr><td>2/2</td><td>1/2</td><td></td></tr></table>			1/1				2/2	1/2	
		1/1																																																																			
		1/2																																																																			
1/1		1/1																																																																			
1/1	0/1																																																																				
0/1		2/2																																																																			
0/1																																																																					
1/1	1/1																																																																				
1/1		1/1																																																																			
1/1																																																																					
1/1																																																																					
	0/1	1/1																																																																			
2/2		2/2																																																																			
		1/1																																																																			
2/2	1/2																																																																				
20 E. Kireva	22 D. Mincheva	33 K. Hristova	77 D. Petrova	88 M. Todorova	TOTAL																																																																
<table border="1"><tr><td>2/2</td><td></td><td></td></tr><tr><td></td><td></td><td>0/1</td></tr><tr><td></td><td>1/1</td><td></td></tr></table>	2/2					0/1		1/1		<table border="1"><tr><td></td><td></td><td></td></tr><tr><td></td><td></td><td></td></tr><tr><td></td><td></td><td></td></tr></table>										<table border="1"><tr><td>1/1</td><td></td><td></td></tr><tr><td></td><td></td><td></td></tr><tr><td>1/1</td><td></td><td>1/1</td></tr></table> 1 miss.	1/1						1/1		1/1	<table border="1"><tr><td></td><td></td><td></td></tr><tr><td></td><td></td><td></td></tr><tr><td>1/1</td><td></td><td></td></tr></table>							1/1			<table border="1"><tr><td>4/4</td><td></td><td>2/2</td></tr><tr><td></td><td>0/1</td><td>1/1</td></tr><tr><td>3/3</td><td></td><td>1/2</td></tr></table> 1 miss.	4/4		2/2		0/1	1/1	3/3		1/2	<table border="1"><tr><td>10/10</td><td></td><td>5/5</td></tr><tr><td>1/2</td><td>0/3</td><td>3/4</td></tr><tr><td>11/12</td><td>3/4</td><td>7/9</td></tr></table> 5 post 3 miss. 1/1 lob	10/10		5/5	1/2	0/3	3/4	11/12	3/4	7/9										
2/2																																																																					
		0/1																																																																			
	1/1																																																																				
1/1																																																																					
1/1		1/1																																																																			
1/1																																																																					
4/4		2/2																																																																			
	0/1	1/1																																																																			
3/3		1/2																																																																			
10/10		5/5																																																																			
1/2	0/3	3/4																																																																			
11/12	3/4	7/9																																																																			

Saves distribution goalkeepers

1 R. Yankova	16 E. Andreeva	TOTAL																											
<table border="1"><tr><td></td><td></td><td></td></tr><tr><td></td><td></td><td></td></tr><tr><td></td><td></td><td></td></tr></table>										<table border="1"><tr><td>3/9</td><td>0/2</td><td>3/7</td></tr><tr><td>1/2</td><td>5/5</td><td>1/2</td></tr><tr><td>2/10</td><td>0/3</td><td>3/6</td></tr></table>	3/9	0/2	3/7	1/2	5/5	1/2	2/10	0/3	3/6	<table border="1"><tr><td>3/9</td><td>0/2</td><td>3/7</td></tr><tr><td>1/2</td><td>5/5</td><td>1/2</td></tr><tr><td>2/10</td><td>0/3</td><td>3/6</td></tr></table>	3/9	0/2	3/7	1/2	5/5	1/2	2/10	0/3	3/6
3/9	0/2	3/7																											
1/2	5/5	1/2																											
2/10	0/3	3/6																											
3/9	0/2	3/7																											
1/2	5/5	1/2																											
2/10	0/3	3/6																											

Shots by position



7m penalties 3/4
Fastbreak 8/9
Breakthrough 3/3
Long dist. 0/0

7m penalties 1/2
Fastbreak 3/4
Breakthrough 4/5
Long dist. 1/1

Shooting statistics

Position	Goals	Sav.	Miss.	Post	Blk.	Total	%
Back (9m)	2	4	0	0	0	6	33
Line (6m)	16	2	2	2	0	22	73
Wing	9	3	0	2	0	14	64
7m penalties	3	0	1	0	0	4	75
Fastbreak	8	0	0	1	0	9	89
Breakthrough	3	0	0	0	0	3	100
Total	41	9	3	5	0	58	71

Jersey number Tot. Total shooting 6m 6m (line) shooting 9m 9m shooting Wng Wing shooting FB Fastbreak sh. 7m 7m penalty sh.
Brk. Breakthrough sh. LD Long distance sh. As. Assists PC Pass clear chance E7 Earned 7m pen. TF Technical faults St. Steals
2m 2m punishments C7. Committed 7m E2 Earned 2m pun. YC. Yellow cards R/B Red/Blue cards Blk. Blocks S Starting Line-up

Handball statistics and livescore by Toma-soft ltd (www.toma-soft.hr)

