



Youth (U17) IHF Trophy Intercontinental Phase (W)



1. round

Match Team Statistics

Match No. 1

Canada 30 - 30 Venezuela

(12 - 22) (18 - 8)

7.4.2026. 12:30

Attendance: 120

Palace of Culture and Sports

Vasil Levski

Referees: Neno Bashev (BUL) / Kristiyana Blazheva (BUL)

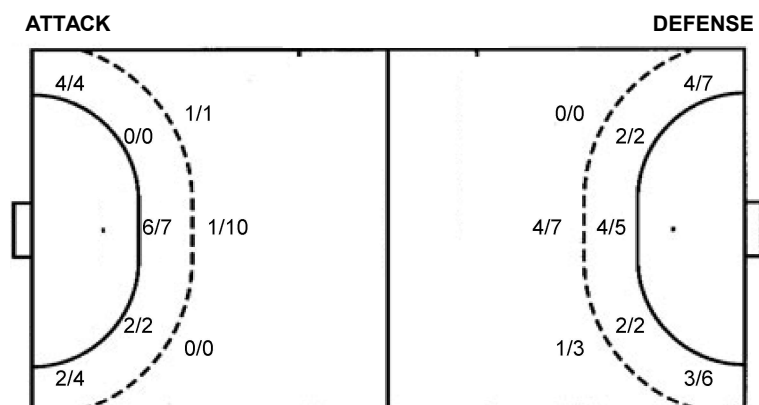
Shot distribution by player

2 K. Desilets 1/1	3 M. Sénéchal 1/1 lob	4 A. Morissette-Davies 1/1 1/1 0/1 3/3 2 post 1 miss.	6 Z. Allard 0/1 0/1 1/1	7 A. Leclair 0/1	8 L. Jimerson 2/2 1/1	9 A. Gousy 1/1 1/1
10 L. Côté 2/2 1/2 2 post 1 miss.	13 S. Rioux 1/1 1/1	15 K. Masson 2/2	19 A. Déry	20 O. Pelletier 3/3 0/1 3/4 2 miss.	TOTAL 9/9 0/1 2/2 1/2 0/2 0/1 13/16 1/1 3/3 5 post 4 miss. 1/1 lob	

Saves distribution goalkeepers

29 R. Roy 1/7 2/2 1/7	31 A. Cossette 0/3 0/1 0/5 0/1 0/1	TOTAL 1/7 1/6 2/2 2/4 4/5 1/12 0/1 0/4
---------------------------------------	--	--

Shots by position



Shooting statistics

Position	Goals	Sav.	Miss.	Post	Blk.	Total	%
Back (9m)	2	2	4	3	0	11	18
Line (6m)	8	1	0	0	0	9	89
Wing	6	2	0	0	0	8	75
7m penalties	5	2	0	2	0	9	56
Fastbreak	7	0	0	0	0	7	100
Breakthrough	2	1	0	0	0	3	67
Total	30	8	4	5	0	47	64

7m penalties 5/9
Fastbreak 7/7
Breakthrough 2/3
Long dist. 0/0

7m penalties 0/1
Fastbreak 2/3
Breakthrough 7/13
Long dist. 1/2

Jersey number Tot. Total shooting 6m 6m (line) shooting 9m 9m shooting Wng Wing shooting FB Fastbreak sh. 7m 7m penalty sh.
Brk. Breakthrough sh. LD Long distance sh. As. Assists PC Pass clear chance E7 Earned 7m pen. TF Technical faults St. Steals
2m 2m punishments C7. Committed 7m E2 Earned 2m pun. YC. Yellow cards R/B Red/Blue cards Blk. Blocks S Starting Line-up

Handball statistics and livescore by Toma-soft ltd (www.toma-soft.hr)



Youth (U17) IHF Trophy Intercontinental Phase (W)



1. round

Match Team Statistics

Match No. 1

Canada 30 - 30 Venezuela

(12 - 22) (18 - 8)

7.4.2026. 12:30

Attendance: 120

Palace of Culture and Sports

Vasil Levski

Referees: Neno Bashev (BUL) / Kristiyana Blazheva (BUL)

Shot distribution by player

3 M. Ventura Mirena

4 B. Torrealba Molina

5 E. Jimenez Torrealba

2/3		

1 post

6 R. Torrelles Perez

0/1		0/1
2/2	1/1	1/1

1 miss.

7 W. Coronado Mendez

3/3		3/4
0/1	0/2	
3/3		1/1

1 post 2 miss.

10 G. Ojeda Ferrer

0/1		1/1

13 V. Torrellas Orellana

15 Y. Mora Diaz

1/1		1/1
	2/2	1/2
2/2		

1 post 2 miss.

17 M. Loaiza Lopez

4/4		1/1

1 miss.

19 V. Jimenez Chaviel

		1/1
		0/2

1 post

20 Z. Ortega Parra

33 D. Reyes Cordero

TOTAL

6/7		5/6
0/2	2/4	1/5
11/12	1/1	4/4

4 post 6 miss.

Saves distribution goalkeepers

1 A. Espinoza Brito

0/8	1/1	0/2
1/2	1/1	1/1
3/16	0/1	0/3

12 S. Uribe Velasquez

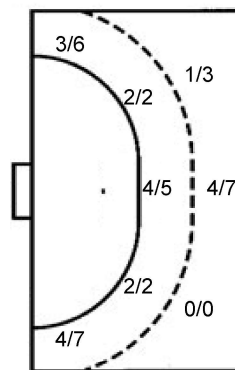
0/1		
	1/1	

TOTAL

0/9	1/1	0/2
1/2	2/2	1/1
3/16	0/1	0/3

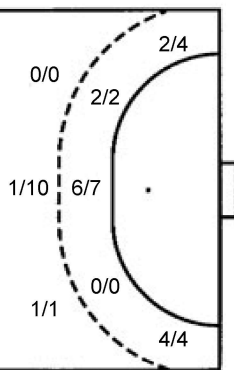
Shots by position

ATTACK



7m penalties	0/1
Fastbreak	2/3
Breakthrough	7/13
Long dist.	1/2

DEFENSE



7m penalties	5/9
Fastbreak	7/7
Breakthrough	2/3
Long dist.	0/0

Shooting statistics

Position	Goals	Sav.	Miss.	Post	Blk.	Total	%
Back (9m)	5	1	3	1	0	10	50
Line (6m)	8	1	0	0	0	9	89
Wing	7	4	0	2	0	13	54
7m penalties	0	1	0	0	0	1	0
Fastbreak	2	0	0	1	0	3	67
Breakthrough	7	4	2	0	0	13	54
Total	29	11	5	4	0	49	59

Jersey number Tot. Total shooting 6m 6m (line) shooting 9m 9m shooting Wng Wing shooting FB Fastbreak sh. 7m 7m penalty sh.
 Brk. Breakthrough sh. LD Long distance sh. As. Assists PC Pass clear chance E7 Earned 7m pen. TF Technical faults St. Steals
 2m 2m punishments C7. Committed 7m E2 Earned 2m pun. YC. Yellow cards R/B Red/Blue cards Blk. Blocks S Starting Line-up

Handball statistics and livescore by Toma-soft ltd (www.toma-soft.hr)

