



Match Team Statistics

チームの試合統計 / Statistiques du match par équipe

Match 11

BRN 25 - 26 POR

(15 - 14) (10 - 12)

Referees: SCHULZE R / TONNIES T (GER)

BRN - Bahrain

Players		Shots									Offence		Defence		Punishments			TP	
No.	Name	G/S	%	6m	Wing	9m	7m	FB	BT	EG	AS	TO	ST	BS	YC	2Min	RC		BC
1	MAHFOODH Husain																		2:03
3	EID Ali	0/2	0	0/1		0/1							1						11:35
8	ALI Hasan	0/1	0	0/1							1								11:15
9	ALSAMAHJI Hasan	2/3	67		1/2					1/1		1				1			40:36
15	ABDULREDHA Mohamed															1			7:34
18	FADHUL Ahmed	3/3	100		2/2				1/1										50:33
19	ALI Mohamed	2/2	100	2/2															49:03
21	ALI Mohamed																		54:15
50	ALMAQABI Ahmed	1/2	50	0/1		1/1					1	1				1			25:42
77	ALI Ali Merza	1/4	25	0/1		0/1			1/2		3		1						51:41
89	HABIB Mahdi	0/1	0		0/1											1			22:45
93	AHMED Mohamed	8/13	62	1/1		0/1	4/7		3/4		3	1							41:43
95	MOHAMED Mohamed	2/4	50			0/1			2/3		1								14:13
99	ALSAYYAD Husain	6/12	50	3/5		2/5	1/2					6			1				37:02
Bench/Team																			
Totals		25/47	53	6/12	3/5	3/10	5/9	1/1	6/9	1/1	9	9	2		1	4			

Goalkeepers		Total Shots		6m Shots		Wing Shots		9m Shots		7m Shots		Fast Breaks		Breakthroughs	
No.	Name	S/S	%	S/S	%	S/S	%	S/S	%	S/S	%	S/S	%	S/S	%
1	MAHFOODH Husain	0/2	0							0/2	0				
21	ALI Mohamed	10/34	29	1/5	20	3/9	33	1/8	13	0/3	0	1/2	50	4/7	57
Totals		10/36	28	1/5	20	3/9	33	1/8	13	0/5	0	1/2	50	4/7	57

Team Shots	Goals	Saves	Missed	Post	Blocked	Total	%
6m Shots	6	5			1	12	50
Wing Shots	3	2				5	60
9m Shots	3	2	1		4	10	30
7m Shots	5	2		2	N/A	9	56
Fast Breaks	1					1	100
Breakthroughs	6	2		1		9	67
Empty Goal	1	N/A				1	100
Totals	25	13	1	3	5	47	53

Number of Attacks: 49, Scoring Efficiency: 51%



Match Team Statistics

チームの試合統計 / Statistiques du match par équipe

Match 11

BRN 25 - 26 POR

(15 - 14) (10 - 12)

Referees: SCHULZE R / TONNIES T (GER)

BRN - Bahrain

Shots Distribution

Players

Goals / Shots

1 MAHFOODH H	3 EID A	8 ALI H	9 ALSAMAHJI H	15 ABDULREDHA M	18 FADHUL A	19 ALI M
			1/1			1/1
		0/1	0/1			
	0/1		1/1		2/2	1/1

1-Blocked

21 ALI M	50 ALMAQABI A	77 ALI AM	89 HABIB M	93 AHMED M	95 MOHAMED M	99 ALSAYYAD H
	1/1	0/1	0/1	1/1	2/2	1/1
		0/1		0/2	0/2	0/1
		1/2	0/1	1/1	1/1	1/1
				1/1	1/1	4/5

3-Post

1-Blocked 1-Missed

3-Blocked

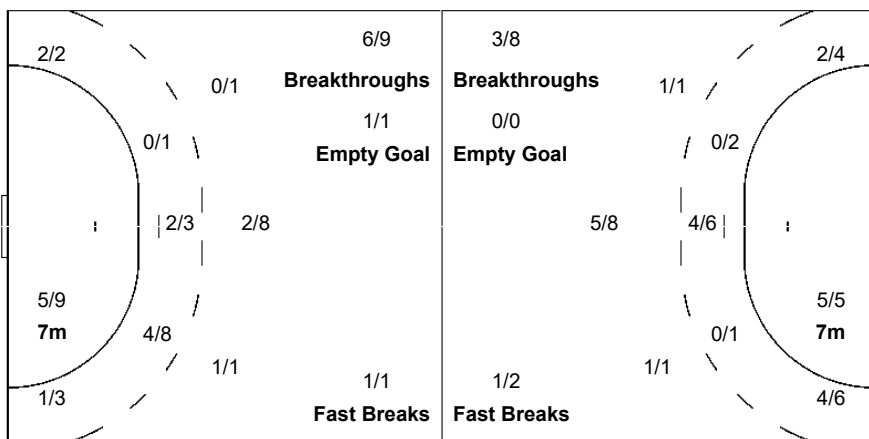
Team

Goals / Shots

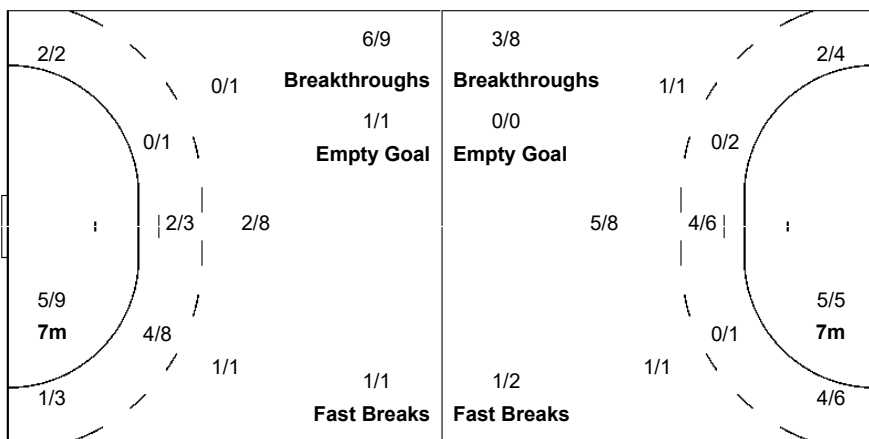
1/1	3/3	2/2
4/5	0/3	1/5
10/14	2/2	2/3

1-Missed 3-Post 5-Blocked

Offence



Defence



Goalkeepers

Saves / Shots

1/5	2/3	2/7
3/6		1/3
0/6	0/3	1/3

1 MAHFOODH H

0/1		0/1

21 ALI M

1/4	2/3	2/6
3/6		1/3
0/6	0/3	1/3



Match Team Statistics

チームの試合統計 / Statistiques du match par équipe

Match 11

BRN 25 - 26 POR

(15 - 14) (10 - 12)

Referees: SCHULZE R / TONNIES T (GER)

POR - Portugal

Players		Shots									Offence		Defence		Punishments			TP		
No.	Name	G/S	%	6m	Wing	9m	7m	FB	BT	EG	AS	TO	ST	BS	YC	2Min	RC		BC	
4	PORTELA Pedro	6/8	75		3/5		2/2	1/1				1								30:55
8	ITURRIZA Victor	0/1	0	0/1								1		1						8:40
9	FERRAZ Joao	2/2	100			1/1			1/1					1			2			24:55
10	MARTINS Miguel	3/5	60			3/4			0/1		5	2	1							42:09
14	SILVA Rui	5/9	56	1/1		3/4			1/4			2						1		38:00
15	SALINA Daymaro	0/1	0	0/1							2	1						1		27:00
16	GOMES Humberto																			13:53
22	BORGES Alexis	1/2	50	1/2								1		2				1		44:50
23	BRANQUINHO Diogo	2/4	50		2/4															41:18
25	AREIA Antonio	4/5	80		1/1		3/3	0/1												21:10
27	GOMES Andre	0/4	0	0/2		0/1			0/1		2									16:16
41	CAPDEVILLE Gustavo																			40:00
82	FRADE Luis	2/2	100	2/2										2	1					26:33
88	MAGALHAES Fabio	1/1	100						1/1		5	1	1							44:21
Bench/Team																				
Totals		26/44	59	4/9	6/10	7/10	5/5	1/2	3/8		14	9	3	5	1	5				

Goalkeepers		Total Shots		6m Shots		Wing Shots		9m Shots		7m Shots		Fast Breaks		Breakthroughs	
No.	Name	S/S	%	S/S	%	S/S	%	S/S	%	S/S	%	S/S	%	S/S	%
16	GOMES Humberto	0/7	0	0/4	0			0/1	0	0/1	0			0/1	0
41	CAPDEVILLE Gustavo	13/30	43	5/7	71	2/5	40	2/4	50	2/6	33	0/1	0	2/7	29
EG		1													
Totals		13/38	34	5/11	45	2/5	40	2/5	40	2/7	29	0/1	0	2/8	25

Team Shots	Goals	Saves	Missed	Post	Blocked	Total	%
6m Shots	4	1	3	1		9	44
Wing Shots	6	3		1		10	60
9m Shots	7	1	1	1		10	70
7m Shots	5				N/A	5	100
Fast Breaks	1	1				2	50
Breakthroughs	3	4		1		8	38
Empty Goal		N/A					
Totals	26	10	4	4		44	59

Number of Attacks: 50, Scoring Efficiency: 52%



Match Team Statistics

チームの試合統計 / Statistiques du match par équipe

Match 11

BRN 25 - 26 POR

(15 - 14) (10 - 12)

Referees: SCHULZE R / TONNIES T (GER)

POR - Portugal

Shots Distribution

Players

Goals / Shots

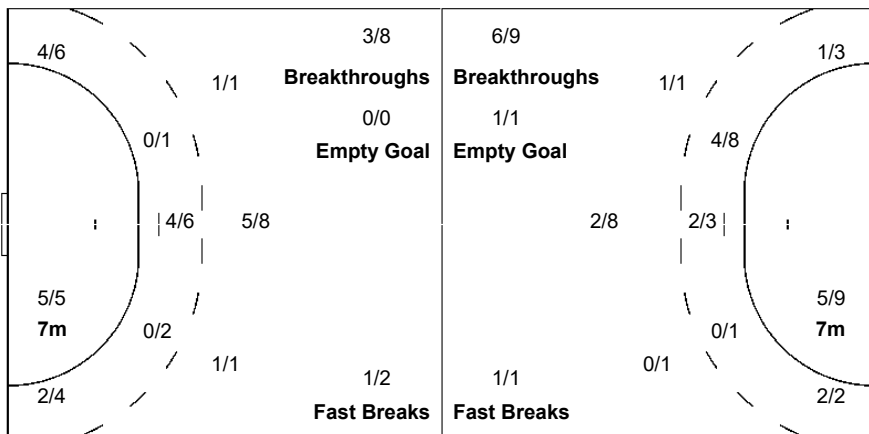
4 PORTELA P	8 ITURRIZA V	9 FERRAZ J	10 MARTINS M	14 SILVA R	15 SALINA D	16 GOMES H
1/2			1/1	1/1		
			1/2	1/2	0/1	
2/2	1/1		1/1	1/1		
	1-Missed		1-Post	1-Post		
22 BORGES A	23 BRANQUINHO D	25 AREIA A	27 GOMES A	41 CAPDEVILLE G	82 FRADE L	88 MAGALHAES F
		2/2				
	1/1	0/1				
1/1		1/1				
1-Missed	1-Post		2-Missed 1-Post		2/2	1/1

Team Goals / Shots

4/5	1/3	5/7
3/6		2/3
6/6	3/3	2/3

4-Missed 4-Post

Offence



Defence

Goalkeepers

Saves / Shots

0/1	0/3	0/2
1/5	3/3	4/5
4/14	0/2	1/3

16 GOMES H

	0/1	0/2
		0/1
0/3		

41 CAPDEVILLE G

0/1	0/2	
1/5	3/3	4/4
4/11	0/1	1/3

Legend:

%	Efficiency	2Min	2-Minute Suspensions	6m	6 metre Shots	7m	7-metre Shots	9m	9-metre Shots
AS	Assists	BC	Blue Cards	BS	Blocked Shots	BT	Breakthroughs	D	Direct Red Card
EG	Empty Goal	FB	Fast Breaks	G/S	Goals/Shots	N/A	Not Applicable	No.	Uniform Number
RC	Red Cards	S/S	Saves/Shots	ST	Steals	TO	Turnover	TP	Time Played
Wing	Wing Shots	X	Red Card After 3rd 2-Minute Suspension	YC	Yellow Cards				