



1st IHF Men's U17 Handball World Championship 2025



Final Round, Semifinals

Match Team Statistics

Match No. 24

Spain 28 - 31 Egypt

(12 - 12) (16 - 19)

30.10.2025. 20:15

Attendance: 560

Salle Couverte Nouaceur

Referees: Lucas Hellbusch (GER) / Ali Mohammed Alsuqufi (KSA) / Miha Satler (SLO)

Spain

#	Surname and name	S	Goals / shots								Attack				Def.			Penalties				TP			
			Tot.	%	9m	6m	Wing	7m	FB	Brk.	LD	As.	PC	E7	E2	TF	St.	C7	Blk	YC	2m		R	B	
1	QUESADA QUESADA Albert	S													2									51:57	
2	LITA LITA Diego Cristian																1							14:24	
3	THOMPSON BOUZAD William	S	3/3	100		3/3									1	2	2			1				40:18	
4	GARCÍA LÓPEZ-IBARRA Marcos		1/1	100											1									4:04	
6	FIS BALLESTER Julio		3/4	75	0/1																		1	10:59	
7	GLARÍA SANZ Adrian		3/4	75		1/1	2/3											1						27:19	
8	LAGO ALONSO Xoel		3/5	60											3	1	1							25:49	
9	MARTÍNEZ FERRENO Jorge	S	0/6	0	0/2				0/1	0/3					2					1				31:04	
10	ANSELMO GUINAU Eric																						1	3:03	
11	CASAS PUIG Joel		1/3	33	1/2					0/1					1	1								16:58	
12	CARDENOSA LÓPEZ Rubén																							8:03	
13	SÁNCHEZ LABRADOR Pablo	S	7/12	58	1/4			3/3		3/5					1	1		1	3			1		43:02	
14	BARRETO USABARRENA Unai	S	2/2	100			1/1		1/1							1	2	1		1			1	33:01	
15	VILADIÚ PERÉ Ian	S	3/5	60		1/1	2/3		0/1															32:41	
18	DÍAZ GARCÍA Alvaro Luis	S	2/5	40	2/4					0/1					3									49:55	
19	VILLAREAL VERA Marc		0/1	0			0/1																	27:15	
	Team / bench																								
	TOTAL		28/51	55	4/13	5/5	5/8	3/3	1/3	10/19	0/0	10	4	3	5	14	0	4	2	0	4	1	0		

#	Surname and name	Saves / shots								
		Tot.	%	9m	6m	Wing	7m	FB	Brk.	LD
1	QUESADA QUESADA Albert	10/35	29	4/10	1/4	2/6	1/2	1/4	1/9	
12	CARDENOSA LÓPEZ Rubén	1/7	14	0/3			1/2	0/1	0/1	
	TOTAL	11/42	26	4/13	1/4	2/6	2/4	1/5	1/10	0/0

Coach: Raúl Entrerrios Rodríguez

Number of attacks: 60, Efficiency: 47%, Average Duration: 28.57 seconds

Attack by type of defense

	Shots	9m	6m	Wing	TF	E7	E2
On def. 5-1	24/45	4/13	5/5	5/8	14	3	5
Fastbreak	1/3				0	0	0

Defense by type

	Total	9m	6m	Wing	Stl.	C7	2m
Def. 6-0	1/1	1/1	0/0	0/0	0	0	0
Def. 5-1	17/34	5/15	3/5	4/6	0	3	0
Def. 3-3	2/2	1/1	0/0	0/0	0	0	0
Def. press.	5/6	2/2	0/0	0/0	0	1	0
Fastbreak	4/5				0	0	4

Attack with superiority / minority / goalkeeper out

	Attack				Reaction		
	Att.	Eff.	Shots	TF	FB	LD	Tot.
6 on 6	45	40%	18/33	12			
6 on 5	5	80%	4/5	0			
6 on 4	3	67%	2/3	0			
5 on 6	3	67%	2/2	1			
5 on 5	2	100%	2/2	0			
4 on 6	2	0%	0/1	1			

Player superiority / GK out counted at the end of attack (in case it changes during attack)

Defense with superiority / minority / goalkeeper out

	Attack				Reaction		
	Att.	Eff.	Shots	TF	FB	LD	Tot.
6 on 6	47	49%	23/40	7			
5 on 6	3	67%	2/2	1			
4 on 6	2	50%	1/1	1			
6 on 5	5	60%	3/5	0			
5 on 5	1	100%	1/1	0			
6 on 4	3	33%	1/3	0			

Numbers show attacking numbers of opponent. Lower efficiency of opponent means better defense of this team

Jersey number Tot. Total shooting 6m 6m (line) shooting 9m 9m shooting Wng Wing shooting FB Fastbreak sh. 7m 7m penalty sh.
 Brk. Breakthrough sh. LD Long distance sh. As. Assists PC Pass clear chance E7 Earned 7m pen. TF Technical faults St. Steals
 2m 2m punishments C7. Committed 7m E2 Earned 2m pun. YC. Yellow cards R/B Red/Blue cards Blk. Blocks S Starting Line-up



1st IHF Men's U17 Handball World Championship 2025



Final Round, Semifinals

Match Team Statistics

Match No. 24

Spain 28 - 31 Egypt

(12 - 12) (16 - 19)

30.10.2025. 20:15

Attendance: 560

Salle Couverte Nouaceur

Referees: Lucas Hellbusch (GER) / Ali Mohammed Alsuqufi (KSA) / Miha Satler (SLO)

Shot distribution by player

2 D. Lita Lita [3x3 grid]	3 W. Thompson Bouzad [3x3 grid] 2/2 1/1	4 M. García López-Ibarra [3x3 grid] 1/1	6 J. Fis Ballester [3x3 grid] 1/1 1/1 1/1 1 miss.	7 A. Glaría Sanz [3x3 grid] 0/1 1/1 1/1 1/1 lob	8 X. Lago Alonso [3x3 grid] 1/1 1/1 2 post 1/1	9 J. Martínez Ferreno [3x3 grid] 0/1 0/1 0/2 1 miss. 1 block
10 E. Anselmo Guináu [3x3 grid]	11 J. Casas Puig [3x3 grid] 0/1 1/1 1 post	13 P. Sánchez Labrador [3x3 grid] 1/1 1/1 3/3 2/2 1 post 3 miss. 1 block	14 U. Barreto Usabarrena [3x3 grid] 1/1 1/1 lob	15 I. Viladiú Peré [3x3 grid] 0/2 2/2 1/1	18 A. Díaz García [3x3 grid] 0/1 2/2 2 miss.	19 M. Villareal Vera [3x3 grid] 0/1

TOTAL

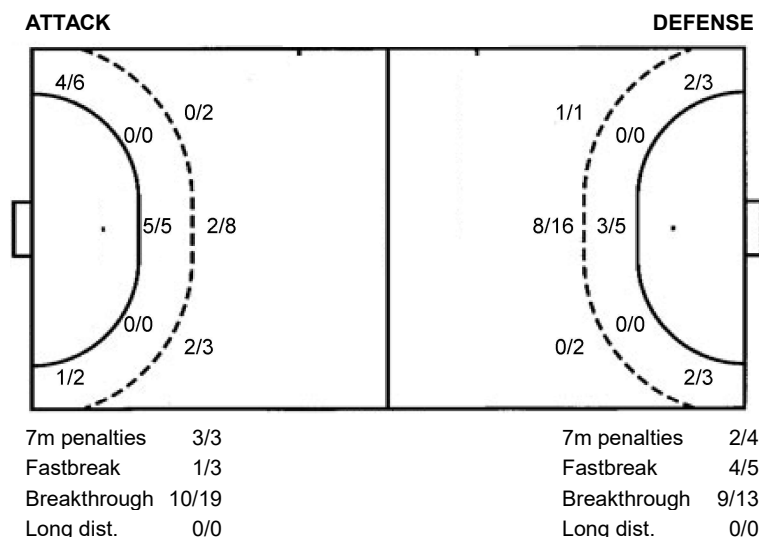
2/2		1/2
3/4	0/2	7/12
6/6	1/2	6/6

4 post 7 miss. 2 block 2/2 lob

Saves distribution goalkeepers

1 A. Quesada Quesada [3x3 grid] 0/1 0/1 0/1 6/7 2/4 0/4 2/6 0/11	12 R. Cardenosa López [3x3 grid] 0/1 1/1 0/1 0/2 0/2	TOTAL [3x3 grid] 0/1 0/2 0/1 7/8 2/4 0/5 2/8 0/13
--	--	---

Shots by position



Shooting statistics

Position	Goals	Sav.	Miss.	Post	Blk.	Total	%
Back (9m)	4	2	5	0	2	13	31
Line (6m)	5	0	0	0	0	5	100
Wing	5	3	0	0	0	8	63
7m penalties	3	0	0	0	0	3	100
Fastbreak	1	2	0	0	0	3	33
Breakthrough	10	3	2	4	0	19	53
Total	28	10	7	4	2	51	55

Jersey number Tot. Total shooting 6m 6m (line) shooting 9m 9m shooting Wng Wing shooting FB Fastbreak sh. 7m 7m penalty sh.
 Brk. Breakthrough sh. LD Long distance sh. As. Assists PC Pass clear chance E7 Earned 7m pen. TF Technical faults St. Steals
 2m 2m punishments C7. Committed 7m E2 Earned 2m pun. YC. Yellow cards R/B Red/Blue cards Blk. Blocks S Starting Line-up



1st IHF Men's U17 Handball World Championship 2025



Final Round, Semifinals

Match Team Statistics

Match No. 24

Spain 28 - 31 Egypt

(12 - 12) (16 - 19)

30.10.2025. 20:15

Attendance: 560

Salle Couverte Nouaceur

Referees: Lucas Hellbusch (GER) / Ali Mohammed Alsuqufi (KSA) / Miha Satler (SLO)

Egypt

Players		Goals / shots									Attack					Def.			Penalties				TP		
#	Surname and name	S	Tot.	%	9m	6m	Wing	7m	FB	Brk.	LD	As.	PC	E7	E2	TF	St.	C7	Blk	YC	2m	R	B		
1	MABROUK Abdelmalak	S																							59:49
4	ELGAMAL Abdelrhman	S	3/5	60		3/5											2	1							45:26
5	MORSI Yassin																								11:19
7	ISMAIL Mazen		3/4	75					1/1	2/3		2	1		1			1							25:33
10	AMER Mansour																								7:55
14	IBRAHIM Moaaz	S	3/5	60			1/1			2/4				1											29:18
17	ELWAKIL Mahmoud																								
19	ISMAIL Zein	S	3/7	43	1/4			0/1		2/2		2				1	1	1							36:47
20	ELSAID Hamza	S	2/3	67			2/3					1	1	1			1		1						48:30
24	BAKIR Moamen	S	7/9	78	3/3			1/2	1/1	2/3		2	1			3			1						51:46
28	OTHMAN Mohamed																								0:11
32	SAID Yassin																								
35	ELSHEIKH Mohammad																								1:23
44	SOLIMAN Yahia													1											12:56
55	AHMED Youssef	S	6/12	50	5/11					1/1		2	3	1	4	3	1								56:40
60	RAMADAN Yassien		4/7	57	0/1		1/2	1/1	2/3																30:43
	Team / bench																								
	TOTAL		31/52	60	9/19	3/5	4/6	2/4	4/5	9/13	0/0	9	6	4	5	9	3	3	2	0	5	0	0		

Goalkeepers		Saves / shots								
#	Surname and name	Tot.	%	9m	6m	Wing	7m	FB	Brk.	LD
1	MABROUK Abdelmalak	10/37	27	2/6	0/5	3/8	0/2	2/3	3/13	
28	OTHMAN Mohamed	0/1	0				0/1			
	TOTAL	10/38	26	2/6	0/5	3/8	0/3	3/3	3/13	0/0

Coach: Emadeldin Abdelhadi

Number of attacks: 61, Efficiency: 51%, Average Duration: 30.67 seconds

Attack by type of defense

	Shots	9m	6m	Wing	TF	E7	E2
On def. 6-0	1/1	1/1	0/0	0/0	3	0	0
On def. 5-1	17/34	5/15	3/5	4/6	3	3	4
On def. 3-3	2/2	1/1	0/0	0/0	0	0	0
On def. press.	5/6	2/2	0/0	0/0	3	1	1
Fastbreak	4/5				0	0	0

Defense by type

	Total	9m	6m	Wing	Stl.	C7	2m
Def. 5-1	24/45	4/13	5/5	5/8	3	3	0
Fastbreak	1/3				0	0	5

Defense with superiority / minority / goalkeeper out

	Attack				Reaction		
	Att.	Eff.	Shots	TF	FB	LD	Tot.
6 on 6	45	40%	18/33	12			
6 on 5	5	80%	4/5	0			
6 on 4	3	67%	2/3	0			
5 on 6	3	67%	2/2	1			
5 on 5	2	100%	2/2	0			
4 on 6	2	0%	0/1	1			

Numbers show attacking numbers of opponent. Lower efficiency of opponent means better defense of this team

Attack with superiority / minority / goalkeeper out

	Attack				Reaction		
	Att.	Eff.	Shots	TF	FB	LD	Tot.
6 on 6	47	49%	23/40	7			
5 on 6	3	67%	2/2	1			
4 on 6	2	50%	1/1	1			
6 on 5	5	60%	3/5	0			
5 on 5	1	100%	1/1	0			
6 on 4	3	33%	1/3	0			

Player superiority / GK out counted at the end of attack (in case it changes during attack)

Jersey number Tot. Total shooting 6m 6m (line) shooting 9m 9m shooting Wng Wing shooting FB Fastbreak sh. 7m 7m penalty sh.
 Brk. Breakthrough sh. LD Long distance sh. As. Assists PC Pass clear chance E7 Earned 7m pen. TF Technical faults St. Steals
 2m 2m punishments C7. Committed 7m E2 Earned 2m pun. YC. Yellow cards R/B Red/Blue cards Blk. Blocks S Starting Line-up



1st IHF Men's U17 Handball World Championship 2025



Final Round, Semifinals

Match Team Statistics

Match No. 24

Spain 28 - 31 Egypt

(12 - 12) (16 - 19)

30.10.2025. 20:15

Attendance: 560

Salle Couverte Nouaceur

Referees: Lucas Hellbusch (GER) / Ali Mohammed Alsuqufi (KSA) / Miha Satler (SLO)

Shot distribution by player

4 A. Elgamal

	1/2	
	1/1	1/1

1 miss.

5 Y. Morsi

7 M. Ismail

		0/1
	1/1	2/2

10 M. Amer

14 M. Ibrahim

	1/1	
		2/2

2 post

17 M. Elwakil

19 Z. Ismail

	0/2	
1/1	1/1	1/1

1 miss. 1 block

20 H. Elsaid

1/1		0/1
1/1		

24 M. Bakir

		1/1
	0/1	
	3/3	3/3

1 miss.

32 Y. Said

35 M. Elsheikh

44 Y. Soliman

55 Y. Ahmed

	0/1	
3/3	0/1	3/3

2 post 1 miss. 1 block

60 Y. Ramadan

		1/1
	0/2	2/2
	0/1	1/1

TOTAL

	1/1	2/2
1/1	1/8	2/4
5/5	6/8	13/13

4 post 4 miss. 2 block

Saves distribution goalkeepers

1 A. Mabrouk

0/2		1/2
1/4	2/2	5/12
0/5	1/2	0/6

28 M. Othman

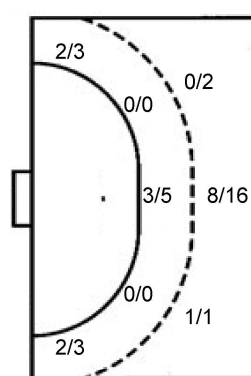
0/1		

TOTAL

0/2		1/2
1/4	2/2	5/12
0/6	1/2	0/6

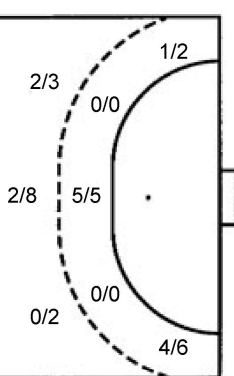
Shots by position

ATTACK



7m penalties 2/4
Fastbreak 4/5
Breakthrough 9/13
Long dist. 0/0

DEFENSE



7m penalties 3/3
Fastbreak 1/3
Breakthrough 10/19
Long dist. 0/0

Shooting statistics

Position	Goals	Sav.	Miss.	Post	Blk.	Total	%
Back (9m)	9	4	2	2	2	19	47
Line (6m)	3	1	1	0	0	5	60
Wing	4	2	0	0	0	6	67
7m penalties	2	2	0	0	0	4	50
Fastbreak	4	1	0	0	0	5	80
Breakthrough	9	1	1	2	0	13	69
Total	31	11	4	4	2	52	60

Jersey number Tot. Total shooting 6m 6m (line) shooting 9m 9m shooting Wng Wing shooting FB Fastbreak sh. 7m 7m penalty sh.
Brk. Breakthrough sh. LD Long distance sh. As. Assists PC Pass clear chance E7 Earned 7m pen. TF Technical faults St. Steals
2m 2m punishments C7. Committed 7m E2 Earned 2m pun. YC. Yellow cards R/B Red/Blue cards Blk. Blocks S Starting Line-up

Handball statistics and livescore by Toma-soft ltd (www.toma-soft.hr)



1st IHF Men's U17 Handball World Championship 2025



Final Round, Semifinals

Match Team Statistics

Match No. 24

Spain 28 - 31 Egypt

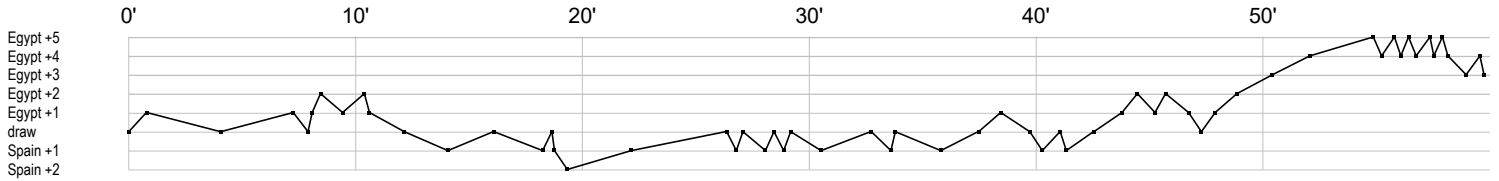
(12 - 12) (16 - 19)

30.10.2025. 20:15

Attendance: 560

Salle Couverte Nouaceur

Referees: Lucas Hellbusch (GER) / Ali Mohammed Alsuqufi (KSA) / Miha Satler (SLO)



Spain

1 Quesada	r t	r r r	r s	s r s	r s	s r s s	s s r r r r	r r	r r	t r	r	r s r r r r r	r
2 Lita Lita D							c	2					
3 Thompson		i	e	x	2			t			g i g	t	g
4 Garcia				p	g								
6 Fis Ballester J									g g	f			g ²
7 Glaria Sanz A						g	g c	f g					
8 Lago Alonso					g	f f	a t a	g p	e				g a
9 Martínez		t			f					f a a f c	f f f		
10 Anselmo									r				
11 Casas Puig J						f f p t							g a
12 Cardenosa								s		r r r r r r r	r		
13 Sánchez		g f t x		g f a	t g		g g		f f	g t	i g p f		
14 Barreto		i e		g	g c	2						t	i
15 Viladiú Peré I		f g			f								g g
18 Díaz García A	f		g a a			f	t		f a				g t
19 Villareal Vera						t	f						

Egypt

1 Mabrouk A	r	s r r	r r	r s	r r r	s s	r r r	r	r s sr	r r	r r r s	s s s	r r r r r r
4 Elgamal A	2c	t g		f		g		g	f		2		t
5 Morsi Y													
7 Ismail M		a		p		g				c	g	2	f g i a
10 Amer M													
14 Ibrahim M				f	f	e		g					g g
17 Elwakil M													
19 Ismail Z	b	2	c	f f		a f	g a		g f		g		t
20 Elsaid H		ba	f x	g		p				g	e		
24 Bakir M	g t	t g			g	p	g	f g a	f	a x g	t	g	2
28 Othman M											f		
32 Said Y													
35 Elsheikh M													
44 Soliman Y							e						
55 Ahmed Y	t	f a g	p	f t	e i i a p	f b f	f	i f	p	g	t g i	g	g g
60 Ramadan Y			g			f	f f					g	g g

In game	g Goal scored	f Missed shot	a Assist	t Technical faults	b Steal
2 2min suspension	e Earned 7m	c Committed 7m	y Yellow card	r Red Card	k Blue card
i Earned 2min.	x Block	4 4min suspension	p Pass for clear chance	s Saved shot	r Received goal