



# 1st IHF Men's U17 Handball World Championship 2025



Final Round, 9-12. place

## Match Team Statistics

Match No. 20

## Iran 30 - 21 Korea

(15 - 11) (15 - 10)

29.10.2025. 15:50

Attendance: 125

Salle Couverte Nouaceur

Referees: Georgiana Murariu (ROU) / Sahar Haggui (TUN) / Anastasiia Bohoiavlenska (USA)

### Iran

#	Surname and name	S	Goals / shots								Attack				Def.			Penalties			TP							
			Tot.	%	9m	6m	Wing	7m	FB	Brk.	LD	As.	PC	E7	E2	TF	St.	C7	Blk	YC		2m	R	B				
3	SEDGHI Abolfazl		0/1	0	0/1											1	1										4:06	
6	GHAYOUR Ali	S	4/5	80				4/5							1		1		1								36:50	
11	PAROUHAN Mohammadpouya		1/1	100	1/1																						15:15	
15	AGHA MOHAMMADI Mohammad Sadegh	S	3/4	75		3/4													1		1		2				33:12	
16	MANSOURI Mehrshad	S										1	1						1								54:29	
17	MORADIAN Mahdi	S	4/4	100				1/1		3/3		2	2	1	1	3	1										32:02	
18	HEMATIGHARACHEH Mohammadreza		1/1	100					1/1										1								21:15	
19	HAGH SETAN Mohammadhossein		4/6	67	0/2			1/1		3/3		4		1		6											33:16	
22	KHOJASTEH Hossein											1															4:53	
24	HADIZADEH Mohsen	S	3/7	43	0/1			2/3		1/3						4			2		1						54:43	
28	SAMARBAKSH Amirhossein	S	1/3	33			1/2		0/1					2	2												25:29	
71	MOLAVI Mahdiyar																										0:04	
77	BARKHORDARI Shahrad		2/2	100					2/2							1	2										32:03	
87	MOSAYEBI DORCHEH Farzad		4/6	67		4/6										1							1				24:21	
88	NOROUZPOURMAMEGHANI Farshad	S	3/9	33	3/6	0/1				0/2		3			2	1											35:49	
99	MOHAGHEGH FOROUSHANI Amirali		0/2	0	0/1	0/1										1											4:01	
Team / bench																												
TOTAL			30/51	59	4/12	7/12	5/7	4/5	3/4	7/11	0/0	12	3	5	5	22	3	1	3	0	4	0	0					

#	Surname and name	Saves / shots								
		Tot.	%	9m	6m	Wing	7m	FB	Brk.	LD
16	MANSOURI Mehrshad	15/35	43	8/14	0/3	1/3	0/1	0/1	6/13	
22	KHOJASTEH Hossein	4/5	80	4/4				0/1		
TOTAL		19/40	48	12/18	0/3	1/3	0/1	0/2	6/13	0/0

Coach:

Number of attacks: 69, Efficiency: 43%, Average Duration: 24.41 seconds

### Attack by type of defense

	Shots	9m	6m	Wing	TF	E7	E2
On def. 6-0	9/18	1/7	2/4	1/1	4	2	2
On def. 5-1	6/9	0/0	2/3	3/4	6	1	0
On def. 3-3	8/15	3/5	3/5	1/2	12	2	3
Fastbreak	3/4				0	0	0

### Defense by type

	Total	9m	6m	Wing	Stl.	C7	2m
Def. 6-0	18/46	6/26	3/3	2/3	3	1	0
Fastbreak	2/3				0	0	4

### Attack with superiority / minority / goalkeeper out

	Attack				Reaction		
	Att.	Eff.	Shots	TF	FB	LD	Tot.
6 on 6	51	41%	21/34	17			
6 on 5	10	70%	7/7	3			
5 on 6	6	17%	1/4	2			
5 on 5	2	50%	1/2	0			

Player superiority / GK out counted at the end of attack (in case it changes during attack)

### Defense with superiority / minority / goalkeeper out

	Attack				Reaction		
	Att.	Eff.	Shots	TF	FB	LD	Tot.
6 on 6	52	25%	13/34	18			
5 on 6	7	43%	3/5	2			
6 on 5	8	38%	3/6	2			
5 on 5	2	100%	2/2	0			

Numbers show attacking numbers of opponent. Lower efficiency of opponent means better defense of this team

# Jersey number Tot. Total shooting 6m 6m (line) shooting 9m 9m shooting Wng Wing shooting FB Fastbreak sh. 7m 7m penalty sh.  
 Brk. Breakthrough sh. LD Long distance sh. As. Assists PC Pass clear chance E7 Earned 7m pen. TF Technical faults St. Steals  
 2m 2m punishments C7. Committed 7m E2 Earned 2m pun. YC. Yellow cards R/B Red/Blue cards Blk. Blocks S Starting Line-up



# 1st IHF Men's U17 Handball World Championship 2025



Final Round, 9-12. place

## Match Team Statistics

Match No. 20

## Iran 30 - 21 Korea

(15 - 11) (15 - 10)

29.10.2025. 15:50

Attendance: 125

Salle Couverte Nouaceur

Referees: Georgiana Murariu (ROU) / Sahar Haggui (TUN) / Anastasiia Bohoiavlenska (USA)

## Shot distribution by player

### 3 A. Sedghi

		0/1

### 6 A. Ghayour

2/2		
1/1		

1 post 1/1 lob

### 11 M. Parouhan

1/1		

### 15 M. Agha Mohammadi

		1/1
2/2		0/1

### 17 M. Moradian

1/1		
		3/3

### 18 M. Hematigharacheh

		1/1

### 19 M. Hagh Setan

1/1		
1/2		
1/1		1/1

1 post

### 24 M. Hadzadeh

	1/1	
2/2	0/1	0/1

1 post 1 miss.

### 28 A. Samarbakhsh

		0/1
		1/1

1 post

### 71 M. Molavi


### 77 S. Barkhordari

2/2		

### 87 F. Mosayebi Dorcheh

		1/2
		0/1
2/2		1/1

### 88 F. Norouzpoumameghar

	0/1	
0/1	0/2	1/1
		2/3

1 post

### 99 A. Mohaghegh Foroushani

		0/1
		0/1

## TOTAL

4/4	1/2	3/7
1/3	0/2	1/2
11/11	0/1	8/12

5 post 1 miss. 1/1 lob

## Saves distribution goalkeepers

### 16 M. Mansouri

3/5	2/5	
1/3	1/1	3/5
3/8	1/1	1/5

### 22 H. Khojasteh

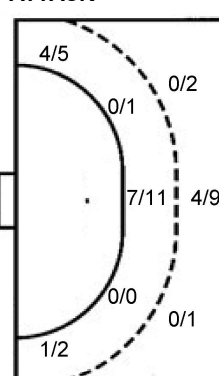
	1/1	
		1/1
1/2	1/1	

## TOTAL

3/5	3/6	
1/3	1/1	4/6
4/10	2/2	1/5

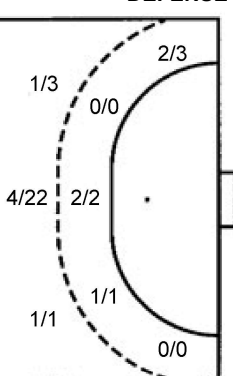
## Shots by position

### ATTACK



7m penalties	4/5
Fastbreak	3/4
Breakthrough	7/11
Long dist.	0/0

### DEFENSE



7m penalties	1/1
Fastbreak	2/3
Breakthrough	7/14
Long dist.	0/0

## Shooting statistics

Position	Goals	Sav.	Miss.	Post	Blk.	Total	%
Back (9m)	4	5	1	2	0	12	33
Line (6m)	7	5	0	0	0	12	58
Wing	5	1	0	1	0	7	71
7m penalties	4	0	0	1	0	5	80
Fastbreak	3	0	0	1	0	4	75
Breakthrough	7	4	0	0	0	11	64
<b>Total</b>	<b>30</b>	<b>15</b>	<b>1</b>	<b>5</b>	<b>0</b>	<b>51</b>	<b>59</b>

# Jersey number Tot. Total shooting 6m 6m (line) shooting 9m 9m shooting Wng Wing shooting FB Fastbreak sh. 7m 7m penalty sh.  
 Brk. Breakthrough sh. LD Long distance sh. As. Assists PC Pass clear chance E7 Earned 7m pen. TF Technical faults St. Steals  
 2m 2m punishments C7. Committed 7m E2 Earned 2m pun. YC. Yellow cards R/B Red/Blue cards Blk. Blocks S Starting Line-up

Handball statistics and livescore by Toma-soft ltd (www.toma-soft.hr)



# 1st IHF Men's U17 Handball World Championship 2025



Final Round, 9-12. place

Match Team Statistics

## Iran 30 - 21 Korea

29.10.2025. 15:50

Match No. 20

(15 - 11) (15 - 10)

Attendance: 125

Salle Couverte Nouaceur

Referees: Georgiana Murariu (ROU) / Sahar Haggui (TUN) / Anastasiia Bohoiavlenska (USA)

### Korea

Players		Goals / shots									Attack					Def.			Penalties			TP			
#	Surname and name	S	Tot.	%	9m	6m	Wing	7m	FB	Brk.	LD	As.	PC	E7	E2	TF	St.	C7	Blk	YC	2m		R	B	
1	YEOM Onyu																								36:25
2	LEE Jaeha		0/1	0	0/1																				7:06
7	JEON Seoho																								9:56
10	JANG Hyun		2/5	40	1/1				0/1	1/3							1								18:34
11	KIM Dongha	S	6/16	38	3/11			1/1		2/4		2					6	1							55:35
12	JUN Sihyeong	S															1								22:58
13	SHIN Jeongwon		0/2	0	0/2							1				1	1				1				14:58
14	KIM Dongwook		1/5	20	1/4		0/1										1								12:20
15	KO Sungmin	S																				1			36:00
17	OH Junhyeok		3/3	100			1/1		2/2			2				1									32:59
20	KIM Woobin	S	1/4	25	0/3					1/1		1			2	2						1			28:26
23	KWAK Hojun	S	2/2	100		2/2								1				2			2				41:54
27	KANG Jiung	S	3/3	100			1/1			2/2		1			1	3	1								36:12
35	KANG Jiwoo		1/4	25	0/1					1/3						4									24:06
37	LEE Daehyuk	S	1/4	25	1/3					0/1						3									12:21
72	LEE Hyun		1/1	100		1/1									1										24:01
	Team / bench																								
	TOTAL		21/50	42	6/26	3/3	2/3	1/1	2/3	7/14	0/0	7	0	1	4	22	1	5	0	0	5	0	0		

Goalkeepers		Saves / shots								
#	Surname and name	Tot.	%	9m	6m	Wing	7m	FB	Brk.	LD
1	YEOM Onyu	7/22	32	2/4	2/7	0/3		0/1	3/7	
12	JUN Sihyeong	8/23	35	3/5	3/5	1/3	0/4	0/2	1/4	
	TOTAL	15/45	33	5/9	5/12	1/6	0/4	0/3	4/11	0/0

Coach: **Seunghyeon Bae**

Number of attacks: 69, Efficiency: 30%, Average Duration: 27.75 seconds

### Attack by type of defense

	Shots	9m	6m	Wing	TF	E7	E2
On def. 6-0	18/46	6/26	3/3	2/3	22	1	4
Fastbreak	2/3				0	0	0

### Defense by type

	Total	9m	6m	Wing	Stl.	C7	2m
Def. 6-0	9/18	1/7	2/4	1/1	0	2	0
Def. 5-1	6/9	0/0	2/3	3/4	0	1	0
Def. 3-3	8/15	3/5	3/5	1/2	1	2	0
Fastbreak	3/4				0	0	5

### Attack with superiority / minority / goalkeeper out

	Attack				Reaction		
	Att.	Eff.	Shots	TF	FB	LD	Tot.
6 on 6	52	25%	13/34	18			
5 on 6	7	43%	3/5	2			
6 on 5	8	38%	3/6	2			
5 on 5	2	100%	2/2	0			

Player superiority / GK out counted at the end of attack (in case it changes during attack)

### Defense with superiority / minority / goalkeeper out

	Attack				Reaction		
	Att.	Eff.	Shots	TF	FB	LD	Tot.
6 on 6	51	41%	21/34	17			
6 on 5	10	70%	7/7	3			
5 on 6	6	17%	1/4	2			
5 on 5	2	50%	1/2	0			

Numbers show attacking numbers of opponent. Lower efficiency of opponent means better defense of this team

# Jersey number Tot. Total shooting 6m 6m (line) shooting 9m 9m shooting Wng Wing shooting FB Fastbreak sh. 7m 7m penalty sh.  
 Brk. Breakthrough sh. LD Long distance sh. As. Assists PC Pass clear chance E7 Earned 7m pen. TF Technical faults St. Steals  
 2m 2m punishments C7. Committed 7m E2 Earned 2m pun. YC. Yellow cards R/B Red/Blue cards Blk. Blocks S Starting Line-up



# 1st IHF Men's U17 Handball World Championship 2025



Final Round, 9-12. place

## Match Team Statistics

Match No. 20

### Iran 30 - 21 Korea

(15 - 11) (15 - 10)

29.10.2025. 15:50

Attendance: 125

Salle Couverte Nouaceur

Referees: Georgiana Murariu (ROU) / Sahar Haggui (TUN) / Anastasiia Bohoiavlenska (USA)

## Shot distribution by player

<b>2 J. Lee</b> 1 post	<b>7 S. Jeon</b>	<b>10 H. Jang</b> 1 post	<b>11 D. Kim</b> 2 post 1 block 2/2 lob	<b>13 J. Shin</b> 1 post	<b>14 D. Kim</b> 1 post	<b>15 S. Ko</b>																																																															
<table border="1"><tr><td></td><td></td><td></td></tr><tr><td></td><td></td><td></td></tr><tr><td></td><td></td><td></td></tr></table>										<table border="1"><tr><td></td><td></td><td></td></tr><tr><td></td><td></td><td></td></tr><tr><td></td><td></td><td></td></tr></table>										<table border="1"><tr><td>0/1</td><td></td><td></td></tr><tr><td></td><td></td><td>1/1</td></tr><tr><td>1/1</td><td>0/1</td><td></td></tr></table>	0/1					1/1	1/1	0/1		<table border="1"><tr><td>1/3</td><td>1/3</td><td></td></tr><tr><td></td><td></td><td>0/1</td></tr><tr><td>2/3</td><td></td><td>0/1</td></tr></table>	1/3	1/3				0/1	2/3		0/1	<table border="1"><tr><td></td><td>0/1</td><td></td></tr><tr><td></td><td></td><td></td></tr><tr><td>0/1</td><td></td><td></td></tr></table>		0/1					0/1			<table border="1"><tr><td></td><td>1/1</td><td></td></tr><tr><td></td><td></td><td>0/1</td></tr><tr><td>0/2</td><td>0/1</td><td></td></tr></table>		1/1				0/1	0/2	0/1		<table border="1"><tr><td></td><td></td><td></td></tr><tr><td></td><td></td><td></td></tr><tr><td></td><td></td><td></td></tr></table>									
0/1																																																																					
		1/1																																																																			
1/1	0/1																																																																				
1/3	1/3																																																																				
		0/1																																																																			
2/3		0/1																																																																			
	0/1																																																																				
0/1																																																																					
	1/1																																																																				
		0/1																																																																			
0/2	0/1																																																																				
<b>17 J. Oh</b>	<b>20 W. Kim</b> 1 miss. 2 block	<b>23 H. Kwak</b>	<b>27 J. Kang</b>	<b>35 J. Kang</b> 1 post	<b>37 D. Lee</b> 1 post	<b>72 H. Lee</b>																																																															
<table border="1"><tr><td></td><td></td><td>1/1</td></tr><tr><td>1/1</td><td></td><td>1/1</td></tr></table>			1/1	1/1		1/1	<table border="1"><tr><td></td><td></td><td></td></tr><tr><td></td><td></td><td>1/1</td></tr><tr><td></td><td></td><td></td></tr></table>						1/1				<table border="1"><tr><td></td><td>1/1</td><td></td></tr><tr><td></td><td></td><td></td></tr><tr><td>1/1</td><td></td><td></td></tr></table>		1/1					1/1			<table border="1"><tr><td></td><td></td><td></td></tr><tr><td>2/2</td><td></td><td></td></tr><tr><td></td><td></td><td>1/1</td></tr></table>				2/2					1/1	<table border="1"><tr><td></td><td></td><td>0/2</td></tr><tr><td></td><td></td><td>1/1</td></tr></table>			0/2			1/1	<table border="1"><tr><td></td><td>0/1</td><td>0/1</td></tr><tr><td>1/1</td><td></td><td></td></tr></table>		0/1	0/1	1/1			<table border="1"><tr><td>1/1</td><td></td><td></td></tr><tr><td></td><td></td><td></td></tr><tr><td></td><td></td><td></td></tr></table>	1/1																	
		1/1																																																																			
1/1		1/1																																																																			
		1/1																																																																			
	1/1																																																																				
1/1																																																																					
2/2																																																																					
		1/1																																																																			
		0/2																																																																			
		1/1																																																																			
	0/1	0/1																																																																			
1/1																																																																					
1/1																																																																					

## TOTAL

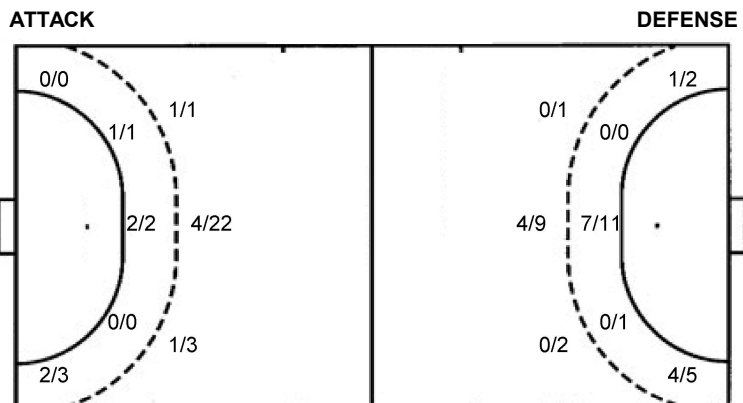
2/5	3/6	
2/3	0/1	2/6
6/10	0/2	4/5

6 post 1 miss. 3 block 2/2 lob

## Saves distribution goalkeepers

<b>1 O. Yeom</b>	<b>12 S. Jun</b>	<b>TOTAL</b>																											
<table border="1"><tr><td>0/2</td><td>1/1</td><td>0/2</td></tr><tr><td>2/3</td><td>1/1</td><td>1/2</td></tr><tr><td>0/5</td><td></td><td>2/5</td></tr></table>	0/2	1/1	0/2	2/3	1/1	1/2	0/5		2/5	<table border="1"><tr><td>0/2</td><td>0/1</td><td>4/5</td></tr><tr><td></td><td>1/1</td><td></td></tr><tr><td>0/6</td><td>1/1</td><td>2/7</td></tr></table>	0/2	0/1	4/5		1/1		0/6	1/1	2/7	<table border="1"><tr><td>0/4</td><td>1/2</td><td>4/7</td></tr><tr><td>2/3</td><td>2/2</td><td>1/2</td></tr><tr><td>0/11</td><td>1/1</td><td>4/12</td></tr></table>	0/4	1/2	4/7	2/3	2/2	1/2	0/11	1/1	4/12
0/2	1/1	0/2																											
2/3	1/1	1/2																											
0/5		2/5																											
0/2	0/1	4/5																											
	1/1																												
0/6	1/1	2/7																											
0/4	1/2	4/7																											
2/3	2/2	1/2																											
0/11	1/1	4/12																											

## Shots by position



## Shooting statistics

Position	Goals	Sav.	Miss.	Post	Blk.	Total	%
Back (9m)	6	12	1	4	3	26	23
Line (6m)	3	0	0	0	0	3	100
Wing	2	1	0	0	0	3	67
7m penalties	1	0	0	0	0	1	100
Fastbreak	2	0	0	1	0	3	67
Breakthrough	7	6	0	1	0	14	50
<b>Total</b>	<b>21</b>	<b>19</b>	<b>1</b>	<b>6</b>	<b>3</b>	<b>50</b>	<b>42</b>

# Jersey number Tot. Total shooting 6m 6m (line) shooting 9m 9m shooting Wng Wing shooting FB Fastbreak sh. 7m 7m penalty sh.  
 Brk. Breakthrough sh. LD Long distance sh. As. Assists PC Pass clear chance E7 Earned 7m pen. TF Technical faults St. Steals  
 2m 2m punishments C7. Committed 7m E2 Earned 2m pun. YC. Yellow cards R/B Red/Blue cards Blk. Blocks S Starting Line-up

