



# 1st IHF Men's U17 Handball World Championship 2025



Preliminary Round - Group A, 3. round

Match Team Statistics  
Match No. 13

**Brazil 37 - 28 USA**  
(19 - 13) (18 - 15)

28.10.2025. 18:50  
Attendance: 180  
Salle Couverte Nouaceur

Referees: Ali Mohammed Alsuqfi (KSA) / Darnel Jansen (GER) / Sahar Haggui (TUN)

## Brazil

#	Surname and name	S	Goals / shots								Attack				Def.			Penalties				TP							
			Tot.	%	9m	6m	Wing	7m	FB	Brk.	LD	As.	PC	E7	E2	TF	St.	C7	Blk	YC	2m		R	B					
1	FERREIRA Gabriel	S																											59:48
6	KRISHNAN Gabriel	S	2/2	100			2/2																						28:35
9	RODRIGUES Eduardo Henrique	S	1/6	17	1/4			0/1							7	2			5						1				50:14
14	FREITAS PEREIRA Andrey Iago	S	5/9	56	3/7										3			1	3										36:07
15	RODRIGUES Rodrigo	S	9/9	100			4/4	3/3	2/2									1	1										44:31
16	SILVA Riquelme																												
17	MODESTO Gustavo																									1	1		6:05
19	WETZEL Pedro		2/3	67			2/3												1										11:59
20	COSTA Arthur		1/1	100	1/1														1										4:12
23	ALVES Miguel Augusto		4/7	57			4/7																			1	1		47:04
25	ANDRADE Guilherme	S	5/7	71			1/1	4/6																					31:47
29	SOUSA Marcus Vinicius																												
33	SANTOS Raphael De		3/5	60	1/2			1/1							1			2	1	1									25:28
64	LIMA Davi		4/5	80	0/1	1/1									1				1										24:08
80	MELO Inácio																												
83	ALVES Augusto	S	1/3	33	1/3										2			3	1	1									4:55
	Team / bench																												
	TOTAL		37/57	65	7/18	6/9	12/15	4/5	2/2	6/8	0/0				15	5	5	2	13	0	2	2	0	3	0	0			

#	Surname and name	Saves / shots								
		Tot.	%	9m	6m	Wing	7m	FB	Brk.	LD
1	FERREIRA Gabriel	9/37	24	6/9	0/8	2/3	0/2	0/4	1/11	
16	SILVA Riquelme									
	TOTAL	9/37	24	6/9	0/8	2/3	0/2	0/4	1/11	0/0

Coach: Eder Cristiano Frupp De Almeida

Number of attacks: 66, Efficiency: 56%, Average Duration: 26.36 seconds

### Attack by type of defense

	Shots	9m	6m	Wing	TF	E7	E2
On def. 6-0	31/50	7/18	6/9	12/15	13	5	2
Fastbreak	2/2				0	0	0

### Attack with superiority / minority / goalkeeper out

	Attack				Reaction		
	Att.	Eff.	Shots	TF	FB	LD	Tot.
6 on 6	53	55%	29/42	11			
6 on 5	7	86%	6/6	1			
5 on 6	6	33%	2/5	1			

Player superiority / GK out counted at the end of attack (in case it changes during attack)

### Defense by type

	Total	9m	6m	Wing	Stl.	C7	2m
Def. 6-0	1/1	0/0	1/1	0/0	0	0	0
Def. 5-1	14/25	3/9	5/6	0/2	0	1	0
Def. press.	7/11	0/3	2/2	1/1	0	1	0
Fastbreak	4/4				0	0	3

### Defense with superiority / minority / goalkeeper out

	Attack				Reaction		
	Att.	Eff.	Shots	TF	FB	LD	Tot.
6 on 6	53	45%	24/35	18			
5 on 6	6	17%	1/1	5			
6 on 5	8	38%	3/6	2			

Numbers show attacking numbers of opponent. Lower efficiency of opponent means better defense of this team

# Jersey number Tot. Total shooting 6m 6m (line) shooting 9m 9m shooting Wng Wing shooting FB Fastbreak sh. 7m 7m penalty sh.  
Brk. Breakthrough sh. LD Long distance sh. As. Assists PC Pass clear chance E7 Earned 7m pen. TF Technical faults St. Steals  
2m 2m punishments C7 Committed 7m E2 Earned 2m pun. YC Yellow cards R/B Red/Blue cards Blk. Blocks S Starting Line-up



# 1st IHF Men's U17 Handball World Championship 2025



Preliminary Round - Group A, 3. round

## Match Team Statistics

Match No. 13

### Brazil 37 - 28 USA

(19 - 13) (18 - 15)

28.10.2025. 18:50

Attendance: 180

Salle Couverte Nouaceur

Referees: Ali Mohammed Alsuqufi (KSA) / Darnel Jansen (GER) / Sahar Haggui (TUN)

## Shot distribution by player

6 G. Krishnan

	1/1	
		1/1

9 E. Rodrigues

0/1	0/2	
	0/1	1/1

1 miss.

14 A. Freitas Pereira

1/1	0/2	1/1
3/3		

2 miss.

15 R. Rodrigues

	1/1	
1/1		
2/2	2/2	2/2

1/1 lob

17 G. Modesto


19 P. Wetzel

		0/1
2/2		

20 A. Costa

	1/1	

23 M. Alves

	0/1	
1/2		3/3

0/1 lob

25 G. Andrade

		4/4
		1/1

2 miss.

29 M. Sousa


33 R. Santos

2/2		1/3

64 D. Lima

		1/1
1/1		1/2

1/1 lob

80 I. Melo


83 A. Alves

	0/1	
		1/1

1 block

## TOTAL

	1/1	
3/4	1/7	6/7
10/10	3/5	11/14

5 miss. 1 block 2/3 lob

## Saves distribution goalkeepers

1 G. Ferreira

1/3	1/2	3/7
0/7	3/6	1/9

16 R. Silva

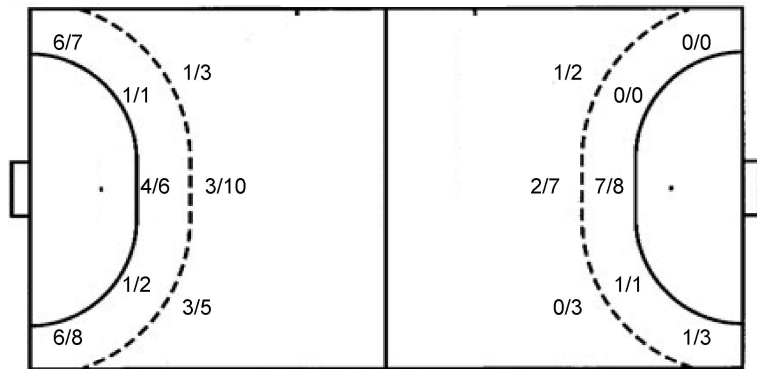

TOTAL

1/3	1/2	3/7
0/7	3/6	1/9

## Shots by position

ATTACK

DEFENSE



7m penalties 4/5  
 Fastbreak 2/2  
 Breakthrough 6/8  
 Long dist. 0/0

7m penalties 2/2  
 Fastbreak 4/4  
 Breakthrough 10/13  
 Long dist. 0/0

## Shooting statistics

Position	Goals	Sav.	Miss.	Post	Blk.	Total	%
Back (9m)	7	7	3	0	1	18	39
Line (6m)	6	3	0	0	0	9	67
Wing	12	1	2	0	0	15	80
7m penalties	4	1	0	0	0	5	80
Fastbreak	2	0	0	0	0	2	100
Breakthrough	6	2	0	0	0	8	75
<b>Total</b>	<b>37</b>	<b>14</b>	<b>5</b>	<b>0</b>	<b>1</b>	<b>57</b>	<b>65</b>

# Jersey number Tot. Total shooting 6m 6m (line) shooting 9m 9m shooting Wng Wing shooting FB Fastbreak sh. 7m 7m penalty sh.  
 Brk. Breakthrough sh. LD Long distance sh. As. Assists PC Pass clear chance E7 Earned 7m pen. TF Technical faults St. Steals  
 2m 2m punishments C7. Committed 7m E2 Earned 2m pun. YC. Yellow cards R/B Red/Blue cards Blk. Blocks S Starting Line-up

Handball statistics and livescore by Toma-soft ltd (www.toma-soft.hr)



# 1st IHF Men's U17 Handball World Championship 2025



Preliminary Round - Group A, 3. round

Match Team Statistics

Match No. 13

## Brazil 37 - 28 USA

(19 - 13) (18 - 15)

28.10.2025. 18:50

Attendance: 180

Salle Couverte Nouaceur

Referees: Ali Mohammed Alsuqufi (KSA) / Darnel Jansen (GER) / Sahar Haggui (TUN)

### USA

Players		Goals / shots									Attack				Def.			Penalties				TP				
#	Surname and name	S	Tot.	%	9m	6m	Wing	7m	FB	Brk.	LD	As.	PC	E7	E2	TF	St.	C7	Blk	YC	2m	R	B			
2	BUCLET Romeo James		3/4	75		1/1	1/2		1/1			2				3									50:02	
3	MORALES Alejandro	S	4/8	50	1/4				2/2	1/2		4			1	5	1								45:12	
8	LAMBERT Hugo		0/1	0		0/1																			0:19	
9	MCGREW Alexander	S	0/3	0	0/2					0/1						1									6:27	
10	GOMEZ DE SANTIAGO Jorge	S	9/12	75	1/4			2/2		6/6		3	1	2	2	6		2	1			1			52:48	
11	LINDBERG Oliver	S	1/1	100						1/1		2													35:59	
14	BLACKWELL Jackson																								1:00	
15	SALMILA Saxon																									
17	SIMIANER Wolf	S										1				2									59:00	
23	JAGAR-WOELKER Luca	S										1				5									45:45	
28	EFFERTZ Luke		0/1	0			0/1																		3:22	
35	WEBB James	S	4/4	100		3/3				1/1						1									35:44	
47	KRAFT Alexander		4/4	100		4/4										2									32:21	
53	EFFERTZ Jacob		1/1	100					1/1									2							27:32	
77	STEGEBY David		2/4	50	1/2					1/2				1				1				1			24:13	
91	MOISEI Kaden																									
	Team / bench																									
	TOTAL		28/43	65	3/12	8/9	1/3	2/2	4/4	10/13	0/0	13	2	2	3	25	1	5	1	0	2	0	0			

Goalkeepers		Saves / shots								
#	Surname and name	Tot.	%	9m	6m	Wing	7m	FB	Brk.	LD
14	BLACKWELL Jackson	1/3	33				1/3			
17	SIMIANER Wolf	13/48	27	7/14	3/9	1/13	0/2	0/2	2/8	
	TOTAL	14/51	27	7/14	3/9	1/13	1/5	0/2	2/8	0/0

Coach: **Martin Bilello**

Number of attacks: 67, Efficiency: 42%, Average Duration: 27.75 seconds

### Attack by type of defense

	Shots	9m	6m	Wing	TF	E7	E2
On def. 6-0	1/1	0/0	1/1	0/0	1	0	0
On def. 5-1	14/25	3/9	5/6	0/2	15	1	2
On def. press.	7/11	0/3	2/2	1/1	9	1	1
Fastbreak	4/4				0	0	0

### Defense by type

	Total	9m	6m	Wing	Stl.	C7	2m
Def. 6-0	31/50	7/18	6/9	12/15	1	5	0
Fastbreak	2/2				0	0	2

### Attack with superiority / minority / goalkeeper out

	Attack				Reaction		
	Att.	Eff.	Shots	TF	FB	LD	Tot.
6 on 6	53	45%	24/35	18			
5 on 6	6	17%	1/1	5			
6 on 5	8	38%	3/6	2			

Player superiority / GK out counted at the end of attack (in case it changes during attack)

### Defense with superiority / minority / goalkeeper out

	Attack				Reaction		
	Att.	Eff.	Shots	TF	FB	LD	Tot.
6 on 6	53	55%	29/42	11			
6 on 5	7	86%	6/6	1			
5 on 6	6	33%	2/5	1			

Numbers show attacking numbers of opponent. Lower efficiency of opponent means better defense of this team

# Jersey number Tot. Total shooting 6m 6m (line) shooting 9m 9m shooting Wng Wing shooting FB Fastbreak sh. 7m 7m penalty sh.  
 Brk. Breakthrough sh. LD Long distance sh. As. Assists PC Pass clear chance E7 Earned 7m pen. TF Technical faults St. Steals  
 2m 2m punishments C7. Committed 7m E2 Earned 2m pun. YC. Yellow cards R/B Red/Blue cards Blk. Blocks S Starting Line-up

Handball statistics and livescore by Toma-soft ltd (www.toma-soft.hr)



# 1st IHF Men's U17 Handball World Championship 2025



Preliminary Round - Group A, 3. round

## Match Team Statistics

Match No. 13

### Brazil 37 - 28 USA

(19 - 13) (18 - 15)

28.10.2025. 18:50

Attendance: 180

Salle Couverte Nouaceur

Referees: Ali Mohammed Alsuqufi (KSA) / Darnel Jansen (GER) / Sahar Haggui (TUN)

## Shot distribution by player

2 R. Buclet

		0/1
		2/2

1/1 lob

3 A. Morales

1/1		
2/2	1/3	0/1

1 miss.

8 H. Lambert


1 post

9 A. Mcgrew

0/1		

1 post 1 miss.

10 J. Gomez De Santiago

1/1	0/1	2/2
4/4		2/2

2 block

11 O. Lindberg

		1/1

15 S. Salmila


23 L. Jagar-Woelker


28 L. Effertz

		0/1

35 J. Webb

		1/1
1/1		2/2

47 A. Kraft

	1/1	
	2/2	1/1

53 J. Effertz

		1/1

77 D. Stegeby

		0/1
	0/1	

2/2 lob

91 K. Moisei


## TOTAL

2/3	1/2	4/7
7/7	3/6	8/9

2 post 2 miss. 2 block 3/3 lob

## Saves distribution goalkeepers

14 J. Blackwell

1/1		
0/1		0/1

17 W. Simianer

	0/1	
0/3	6/7	1/7
0/9	2/5	3/13

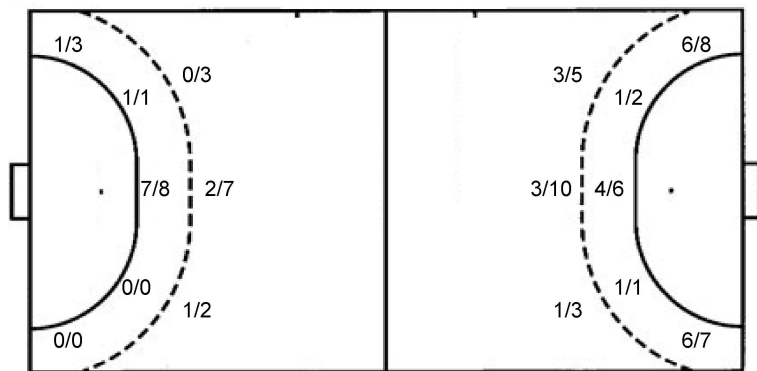
TOTAL

	0/1	
1/4	6/7	1/7
0/10	2/5	3/14

## Shots by position

ATTACK

DEFENSE



## Shooting statistics

Position	Goals	Sav.	Miss.	Post	Blk.	Total	%
Back (9m)	3	6	1	0	2	12	25
Line (6m)	8	0	0	1	0	9	89
Wing	1	2	0	0	0	3	33
7m penalties	2	0	0	0	0	2	100
Fastbreak	4	0	0	0	0	4	100
Breakthrough	10	1	1	1	0	13	77
<b>Total</b>	<b>28</b>	<b>9</b>	<b>2</b>	<b>2</b>	<b>2</b>	<b>43</b>	<b>65</b>

# Jersey number Tot. Total shooting 6m 6m (line) shooting 9m 9m shooting Wng Wing shooting FB Fastbreak sh. 7m 7m penalty sh.  
 Brk. Breakthrough sh. LD Long distance sh. As. Assists PC Pass clear chance E7 Earned 7m pen. TF Technical faults St. Steals  
 2m 2m punishments C7. Committed 7m E2 Earned 2m pun. YC. Yellow cards R/B Red/Blue cards Blk. Blocks S Starting Line-up

Handball statistics and livescore by Toma-soft ltd (www.toma-soft.hr)

# 1st IHF Men's U17 Handball World Championship 2025



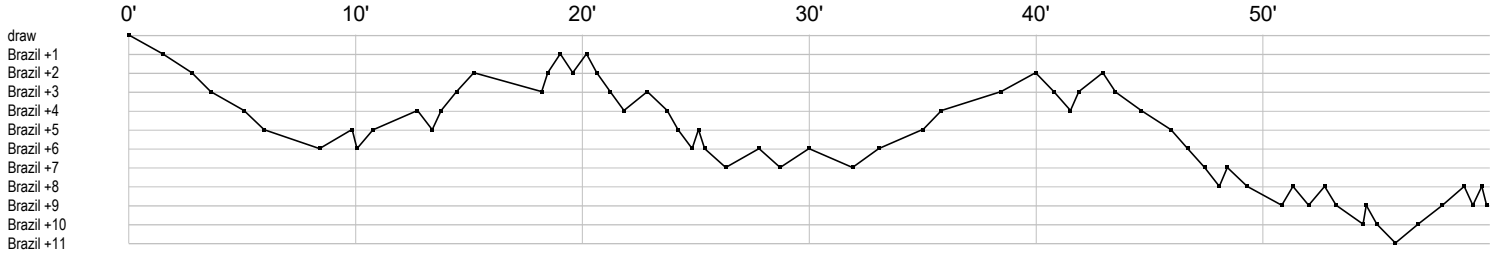
Preliminary Round - Group A, 3. round

Match Team Statistics  
Match No. 13

**Brazil 37 - 28 USA**  
(19 - 13) (18 - 15)

28.10.2025. 18:50  
Attendance: 180  
Salle Couverte Nouaceur

Referees: Ali Mohammed Alsqufi (KSA) / Darnel Jansen (GER) / Sahar Haggui (TUN)



### Brazil

1 Ferreira G	s	r	r	r	r	r	r	r	r	r	r	r	s	r	r	f	s	s	r	s	r	r	s	r	r	r	r	r	r	r	r	r	r	r	r	r		
6 Krishnan G																																						
9 Rodrigues E	t	g	a		a	t			2				t				f																					
14 Freitas																																						
15 Rodrigues R																																						
16 Silva R																																						
17 Modesto G																																						
19 Wetzels P																																						
20 Costa A																																						
23 Alves M																																						
25 Andrade G																																						
29 Sousa M																																						
33 Santos R																																						
64 Lima D																																						
80 Melo I																																						
83 Alves A																																						

### USA

2 Buclet R																																							
3 Morales A																																							
8 Lambert H																																							
9 McGrew A																																							
10 Gomez De																																							
11 Lindberg O																																							
14 Blackwell J																																							
15 Salmila S																																							
17 Simianer W																																							
23 Jagar-Woelker																																							
28 Effertz L																																							
35 Webb J																																							
47 Kraft A																																							
53 Effertz J																																							
77 Stegeby D																																							
91 Moisei K																																							

In game	g Goal scored	f Missed shot	a Assist	t Technical faults	b Steal
2 2min suspension	e Earned 7m	c Committed 7m	y Yellow card	r Red Card	k Blue card
i Earned 2min.	x Block	4 4min suspension	p Pass for clear chance	s Saved shot	r Received goal