



# 1st IHF Men's U17 Handball World Championship 2025



Preliminary Round - Group C, 1. round

Match Team Statistics

## Germany 45 - 20 Iran

24.10.2025. 14:40

Match No. 5

(19 - 10) (26 - 10)

Attendance: 220

Salle Couverte Nouaceur

Referees: Mihaela Chiruta (ROU) / Roua Haggui (TUN) / Anastasiia Bohoiavlenska (USA)

### Germany

| Players      |                    | Goals / shots |       |     |      |     |      |     |       |       | Attack |     |    |    |    | Def. |     |    | Penalties |    |    | TP |   |   |       |
|--------------|--------------------|---------------|-------|-----|------|-----|------|-----|-------|-------|--------|-----|----|----|----|------|-----|----|-----------|----|----|----|---|---|-------|
| #            | Surname and name   | S             | Tot.  | %   | 9m   | 6m  | Wing | 7m  | FB    | Brk.  | LD     | As. | PC | E7 | E2 | TF   | St. | C7 | Bik       | YC | 2m |    | R | B |       |
| 1            | DENGLER Tobias     | S             |       |     |      |     |      |     |       |       |        | 2   |    |    |    |      |     |    |           |    |    |    |   |   | 43:59 |
| 2            | DROLL Levin        |               | 3/8   | 38  |      |     | 2/5  |     | 1/3   |       |        |     |    |    |    |      |     | 1  |           |    |    | 1  |   |   | 27:42 |
| 3            | HENSELEK Friedrich | S             | 1/3   | 33  |      | 0/1 | 1/2  |     |       |       |        |     |    |    |    |      |     |    |           |    |    |    |   |   | 22:54 |
| 4            | PÖTHKE Julius      | S             | 4/5   | 80  | 1/2  |     |      |     | 2/2   | 1/1   |        | 2   | 3  | 1  |    |      | 2   | 1  |           |    |    |    |   |   | 28:41 |
| 5            | VOLK Leonard       | S             | 5/7   | 71  |      | 1/1 | 1/1  | 0/1 | 3/4   |       |        |     |    |    |    | 2    |     |    |           |    |    |    |   |   | 34:50 |
| 6            | LOHR Tim           |               | 3/6   | 50  |      |     | 1/4  |     | 2/2   |       |        | 1   |    |    |    |      |     | 1  |           |    | 1  |    |   |   | 36:23 |
| 7            | AKKOC Can          |               | 2/4   | 50  | 0/2  |     | 1/1  |     |       | 1/1   |        | 3   | 1  | 1  |    |      | 2   |    |           |    |    |    |   |   | 30:51 |
| 8            | EISEND Julius      |               | 6/6   | 100 | 1/1  | 1/1 |      |     | 2/2   | 2/2   |        |     | 2  |    | 1  |      | 1   |    |           |    |    |    |   |   | 18:26 |
| 10           | NOWAK Leo          |               | 4/6   | 67  | 1/1  |     |      | 0/1 | 1/1   | 2/3   |        | 2   | 1  |    | 1  |      | 2   | 2  |           |    |    |    |   |   | 28:36 |
| 11           | GAUGISCH Kalle     | S             | 6/8   | 75  | 1/2  | 1/1 | 1/1  | 1/1 | 1/2   | 1/1   |        | 1   | 2  |    |    |      |     | 1  | 1         |    | 1  |    |   |   | 25:28 |
| 12           | HÜTER Kim          |               |       |     |      |     |      |     |       |       |        | 1   | 1  |    |    |      |     |    |           |    |    |    |   |   | 16:01 |
| 13           | HAHN Anton         | S             | 5/7   | 71  |      | 2/3 |      |     | 3/4   |       |        | 1   |    |    |    |      |     |    |           |    |    |    |   |   | 44:58 |
| 14           | STROBEL Lenn       | S             | 4/7   | 57  | 1/2  |     |      |     |       | 3/5   |        | 6   |    | 1  |    |      | 1   |    |           |    |    |    |   |   | 31:49 |
| 15           | ANSCHÜTZ Jasper    |               | 2/3   | 67  |      |     |      |     |       | 2/3   |        | 2   | 1  |    |    | 3    |     |    |           |    |    |    |   |   | 29:22 |
| Team / bench |                    |               |       |     |      |     |      |     |       |       |        |     |    |    |    |      |     |    |           |    |    |    |   |   |       |
| TOTAL        |                    |               | 45/70 | 64  | 5/10 | 5/7 | 7/14 | 1/3 | 15/20 | 12/16 | 0/0    | 21  | 11 | 3  | 2  | 5    | 8   | 6  | 1         | 0  | 3  | 0  | 0 |   |       |

| Goalkeepers |                  | Saves / shots |    |      |     |      |     |     |      |     |
|-------------|------------------|---------------|----|------|-----|------|-----|-----|------|-----|
| #           | Surname and name | Tot.          | %  | 9m   | 6m  | Wing | 7m  | FB  | Brk. | LD  |
| 1           | DENGLER Tobias   | 7/22          | 32 | 5/8  | 0/4 | 0/2  | 2/4 | 0/2 | 0/2  |     |
| 12          | HÜTER Kim        | 2/7           | 29 | 2/4  | 0/1 |      | 0/2 |     |      |     |
| TOTAL       |                  | 9/29          | 31 | 7/12 | 0/5 | 0/2  | 2/6 | 0/2 | 0/2  | 0/0 |

Coach: Jochen Beppler

Number of attacks: 72, Efficiency: 63%, Average Duration: 21.52 seconds

### Attack by type of defense

|             | Shots | 9m   | 6m  | Wing | TF | E7 | E2 |
|-------------|-------|------|-----|------|----|----|----|
| On def. 6-0 | 28/46 | 5/10 | 5/7 | 6/13 | 5  | 3  | 2  |
| Fastbreak   | 15/20 |      |     |      | 0  | 0  | 0  |

### Defense by type

|           | Total | 9m   | 6m  | Wing | Stl. | C7 | 2m |
|-----------|-------|------|-----|------|------|----|----|
| Def. 6-0  | 14/29 | 5/18 | 5/7 | 2/2  | 8    | 5  | 0  |
| Def. 5-1  | 0/2   | 0/1  | 0/0 | 0/0  | 0    | 1  | 0  |
| Fastbreak | 2/2   |      |     |      | 0    | 0  | 3  |

### Attack with superiority / minority / goalkeeper out

|        | Attack |      |       |    | Reaction |    |      |
|--------|--------|------|-------|----|----------|----|------|
|        | Att.   | Eff. | Shots | TF | FB       | LD | Tot. |
| 6 on 6 | 63     | 63%  | 40/59 | 4  |          |    |      |
| 6 on 5 | 6      | 50%  | 3/5   | 1  |          |    |      |
| 5 on 6 | 3      | 67%  | 2/3   | 0  |          |    |      |

Player superiority / GK out counted at the end of attack (in case it changes during attack)

### Defense with superiority / minority / goalkeeper out

|        | Attack |      |       |    | Reaction |    |      |
|--------|--------|------|-------|----|----------|----|------|
|        | Att.   | Eff. | Shots | TF | FB       | LD | Tot. |
| 6 on 6 | 59     | 25%  | 15/27 | 32 |          |    |      |
| 5 on 6 | 5      | 40%  | 2/4   | 1  |          |    |      |
| 6 on 5 | 6      | 50%  | 3/4   | 2  |          |    |      |

Numbers show attacking numbers of opponent. Lower efficiency of opponent means better defense of this team

# Jersey number Tot. Total shooting 6m 6m (line) shooting 9m 9m shooting Wng Wing shooting FB Fastbreak sh. 7m 7m penalty sh.  
 Brk. Breakthrough sh. LD Long distance sh. As. Assists PC Pass clear chance E7 Earned 7m pen. TF Technical faults St. Steals  
 2m 2m punishments C7. Committed 7m E2 Earned 2m pun. YC. Yellow cards R/B Red/Blue cards Blk. Blocks S Starting Line-up



# 1st IHF Men's U17 Handball World Championship 2025



Preliminary Round - Group C, 1. round

## Match Team Statistics

Match No. 5

## Germany 45 - 20 Iran

(19 - 10) (26 - 10)

24.10.2025. 14:40

Attendance: 220

Salle Couverte Nouaceur

Referees: Mihaela Chiruta (ROU) / Roua Haggui (TUN) / Anastasiia Bohoiavlenska (USA)

### Shot distribution by player

#### 2 L. Droll

|     |  |     |
|-----|--|-----|
|     |  |     |
| 0/1 |  | 1/2 |
| 1/1 |  | 1/1 |

2 post 1 miss.

#### 3 F. Henselek

|     |  |  |
|-----|--|--|
| 1/1 |  |  |
|     |  |  |
| 0/2 |  |  |

#### 4 J. Pöthke

|     |  |     |
|-----|--|-----|
|     |  | 1/1 |
|     |  |     |
| 2/2 |  | 1/1 |

1 miss.

#### 5 L. Volk

|     |     |     |
|-----|-----|-----|
| 0/1 |     |     |
|     | 0/1 | 1/1 |
| 2/2 |     | 2/2 |

#### 6 T. Löhr

|     |  |     |
|-----|--|-----|
| 1/2 |  |     |
|     |  |     |
| 2/2 |  | 0/1 |

1 miss.

#### 7 C. Akkoc

|     |     |  |
|-----|-----|--|
| 1/1 |     |  |
|     |     |  |
|     | 1/1 |  |

2 miss.

#### 8 J. Eisend

|     |  |     |
|-----|--|-----|
|     |  |     |
|     |  | 2/2 |
| 3/3 |  | 1/1 |

#### 10 L. Nowak

|     |     |     |
|-----|-----|-----|
|     |     |     |
|     | 1/2 | 0/1 |
| 1/1 |     | 2/2 |

#### 11 K. Gaugisch

|     |     |     |
|-----|-----|-----|
| 1/1 |     |     |
|     | 0/1 |     |
| 4/4 |     | 1/1 |

1 miss.

#### 13 A. Hahn

|  |     |     |
|--|-----|-----|
|  | 1/1 | 1/1 |
|  |     | 1/1 |
|  | 1/1 | 1/1 |

1 post 1 miss.

#### 14 L. Strobel

|     |  |     |
|-----|--|-----|
| 2/2 |  | 1/1 |
|     |  | 0/1 |
| 1/1 |  |     |

1 post 1 miss.

#### 15 J. Anschutz

|  |  |     |
|--|--|-----|
|  |  | 1/1 |
|  |  |     |
|  |  | 1/1 |

1 miss.

#### TOTAL

|       |     |       |
|-------|-----|-------|
| 6/8   | 1/1 | 4/4   |
| 0/1   | 1/4 | 5/8   |
| 16/18 | 2/2 | 10/11 |

4 post 9 miss.

### Saves distribution goalkeepers

#### 1 T. Dengler

|     |     |     |
|-----|-----|-----|
| 0/1 | 0/2 | 0/1 |
| 1/1 |     | 1/4 |
| 1/5 |     | 4/8 |

#### 12 K. Hüter

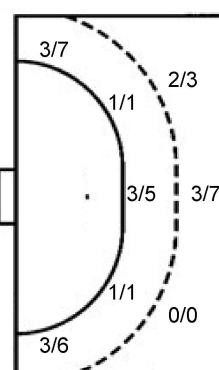
|     |     |     |
|-----|-----|-----|
| 0/1 |     |     |
| 1/1 |     | 0/1 |
| 0/2 | 0/1 | 1/1 |

#### TOTAL

|     |     |     |
|-----|-----|-----|
| 0/2 | 0/2 | 0/1 |
| 2/2 |     | 1/5 |
| 1/7 | 0/1 | 5/9 |

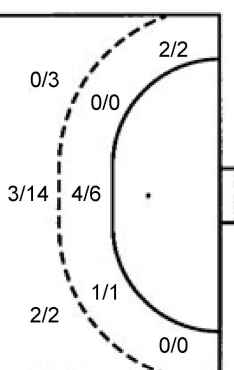
### Shots by position

#### ATTACK



7m penalties 1/3  
Fastbreak 15/20  
Breakthrough 12/16  
Long dist. 0/0

#### DEFENSE



7m penalties 4/6  
Fastbreak 2/2  
Breakthrough 2/3  
Long dist. 0/0

### Shooting statistics

| Position     | Goals     | Sav.      | Miss.    | Post     | Blk.     | Total     | %         |
|--------------|-----------|-----------|----------|----------|----------|-----------|-----------|
| Back (9m)    | 5         | 1         | 3        | 1        | 0        | 10        | 50        |
| Line (6m)    | 5         | 1         | 0        | 1        | 0        | 7         | 71        |
| Wing         | 6         | 4         | 1        | 2        | 0        | 13        | 46        |
| 7m penalties | 1         | 2         | 0        | 0        | 0        | 3         | 33        |
| Fastbreak    | 15        | 2         | 3        | 0        | 0        | 20        | 75        |
| Breakthrough | 12        | 2         | 2        | 0        | 0        | 16        | 75        |
| <b>Total</b> | <b>44</b> | <b>12</b> | <b>9</b> | <b>4</b> | <b>0</b> | <b>69</b> | <b>64</b> |

# Jersey number Tot. Total shooting 6m 6m (line) shooting 9m 9m shooting Wng Wing shooting FB Fastbreak sh. 7m 7m penalty sh.  
Brk. Breakthrough sh. LD Long distance sh. As. Assists PC Pass clear chance E7 Earned 7m pen. TF Technical faults St. Steals  
2m 2m punishments C7. Committed 7m E2 Earned 2m pun. YC. Yellow cards R/B Red/Blue cards Blk. Blocks S Starting Line-up

Handball statistics and livescore by Toma-soft ltd (www.toma-soft.hr)



# 1st IHF Men's U17 Handball World Championship 2025



Preliminary Round - Group C, 1. round

Match Team Statistics

**Germany 45 - 20 Iran**  
(19 - 10) (26 - 10)

24.10.2025. 14:40

Match No. 5

Attendance: 220

Salle Couverte Nouaceur

Referees: Mihaela Chiruta (ROU) / Roua Haggui (TUN) / Anastasiia Bohoiavlenska (USA)

## Iran

| #            | Surname and name               | S | Goals / shots |     |      |     |      |     |     |      | Attack |     |    |    | Def. |    |     | Penalties |     |    |    | TP |   |   |  |  |  |       |
|--------------|--------------------------------|---|---------------|-----|------|-----|------|-----|-----|------|--------|-----|----|----|------|----|-----|-----------|-----|----|----|----|---|---|--|--|--|-------|
|              |                                |   | Tot.          | %   | 9m   | 6m  | Wing | 7m  | FB  | Brk. | LD     | As. | PC | E7 | E2   | TF | St. | C7        | Blk | YC | 2m |    | R | B |  |  |  |       |
| 3            | SEDGHI Abolfazl                |   | 0/2           | 0   | 0/2  |     |      |     |     |      |        |     |    | 1  |      |    |     |           |     |    |    |    |   |   |  |  |  | 23:16 |
| 6            | GHAYOUR Ali                    | S |               |     |      |     |      |     |     |      |        |     |    | 1  |      |    |     |           |     |    |    |    |   |   |  |  |  | 25:43 |
| 11           | PAROUHAN Mohammadpouya         | S | 1/5           | 20  | 0/2  | 1/2 |      |     | 0/1 |      |        |     |    | 1  | 1    |    | 3   |           |     |    |    |    |   |   |  |  |  | 21:35 |
| 15           | AGHA MOHAMMADI Mohammad Sadegh |   | 2/2           | 100 |      | 2/2 |      |     |     |      |        |     |    |    | 1    |    |     |           |     |    |    |    |   |   |  |  |  | 36:06 |
| 16           | MANSOURI Mehrshad              | S |               |     |      |     |      |     |     |      |        |     |    |    |      |    |     |           |     |    |    |    |   |   |  |  |  | 43:26 |
| 17           | MORADIAN Mahdi                 | S | 0/1           | 0   | 0/1  |     |      |     |     |      |        |     |    |    |      |    | 6   |           |     |    |    |    |   |   |  |  |  | 18:20 |
| 18           | HEMATIGHARACHEH Mohammadreza   |   | 2/2           | 100 | 1/1  |     |      |     |     |      |        |     |    |    |      | 1  | 1   |           |     |    |    |    |   |   |  |  |  | 34:13 |
| 19           | HAGH SETAN Mohammadhossein     |   | 0/3           | 0   | 0/1  |     |      |     | 0/1 |      |        |     |    |    |      | 2  | 4   |           |     |    |    |    |   |   |  |  |  | 15:32 |
| 22           | KHOJASTEH Hossein              |   |               |     |      |     |      |     |     |      |        |     |    |    |      |    |     |           |     |    |    |    |   |   |  |  |  | 16:34 |
| 24           | HADIZADEH Mohsen               | S | 5/11          | 45  | 2/8  |     |      |     | 3/3 |      |        |     |    |    | 2    | 1  |     | 1         |     |    |    |    |   |   |  |  |  | 36:44 |
| 28           | SAMARBAKSH Amirhossein         |   | 4/4           | 100 |      |     |      | 2/2 |     | 2/2  |        |     |    |    |      |    |     | 2         | 1   |    |    |    |   |   |  |  |  | 37:04 |
| 71           | MOLAVI Mahdiyar                |   |               |     |      |     |      |     |     |      |        |     |    |    |      |    |     |           |     |    |    |    |   |   |  |  |  |       |
| 77           | BARKHORDARI Shahrad            |   | 1/1           | 100 |      | 1/1 |      |     |     |      |        |     |    | 1  |      |    | 1   |           |     |    |    |    |   |   |  |  |  | 18:30 |
| 87           | MOSAYEBI DORCHEH Farzad        | S | 1/2           | 50  |      | 0/1 |      |     | 1/1 |      |        |     |    |    |      |    | 3   |           |     |    |    |    |   | 1 |  |  |  | 42:13 |
| 88           | NOROUZPOURMAMEGHANI Farshad    | S | 3/3           | 100 | 1/1  | 1/1 |      |     |     |      |        |     |    | 1  |      |    | 7   |           | 1   |    |    |    |   |   |  |  |  | 25:50 |
| 99           | MOHAGHEGH FOROUSHANI Amirali   |   | 1/3           | 33  | 1/3  |     |      |     |     |      |        |     |    | 2  |      |    | 5   |           |     |    |    |    |   | 1 |  |  |  | 24:49 |
| Team / bench |                                |   |               |     |      |     |      |     |     |      |        |     |    |    |      |    |     |           |     |    |    |    |   |   |  |  |  |       |
| TOTAL        |                                |   | 20/39         | 51  | 5/19 | 5/7 | 2/2  | 4/6 | 2/2 | 2/3  | 0/0    | 6   | 1  | 6  | 1    | 35 | 2   | 3         | 0   | 0  | 2  | 0  | 0 |   |  |  |  |       |

| #     | Surname and name  | Saves / shots |    |     |     |      |     |      |      |     |
|-------|-------------------|---------------|----|-----|-----|------|-----|------|------|-----|
|       |                   | Tot.          | %  | 9m  | 6m  | Wing | 7m  | FB   | Brk. | LD  |
| 16    | MANSOURI Mehrshad | 8/39          | 21 | 1/5 | 1/4 | 3/8  | 1/2 | 1/11 | 1/9  |     |
| 22    | KHOJASTEH Hossein | 4/18          | 22 | 0/1 | 0/2 | 1/3  | 1/1 | 1/6  | 1/5  |     |
| TOTAL |                   | 12/57         | 21 | 1/6 | 1/6 | 4/11 | 2/3 | 2/17 | 2/14 | 0/0 |

Coach:

Number of attacks: 70, Efficiency: 29%, Average Duration: 39.13 seconds

### Attack by type of defense

|             | Shots | 9m   | 6m  | Wing | TF | E7 | E2 |
|-------------|-------|------|-----|------|----|----|----|
| On def. 6-0 | 14/29 | 5/18 | 5/7 | 2/2  | 33 | 5  | 1  |
| On def. 5-1 | 0/2   | 0/1  | 0/0 | 0/0  | 2  | 1  | 0  |
| Fastbreak   | 2/2   |      |     |      | 0  | 0  | 0  |

### Defense by type

|           | Total | 9m   | 6m  | Wing | Stl. | C7 | 2m |
|-----------|-------|------|-----|------|------|----|----|
| Def. 6-0  | 28/46 | 5/10 | 5/7 | 6/13 | 2    | 3  | 0  |
| Fastbreak | 15/20 |      |     |      | 0    | 0  | 2  |

### Attack with superiority / minority / goalkeeper out

|        | Attack |      |       |    | Reaction |    |      |
|--------|--------|------|-------|----|----------|----|------|
|        | Att.   | Eff. | Shots | TF | FB       | LD | Tot. |
| 6 on 6 | 59     | 25%  | 15/27 | 32 |          |    |      |
| 5 on 6 | 5      | 40%  | 2/4   | 1  |          |    |      |
| 6 on 5 | 6      | 50%  | 3/4   | 2  |          |    |      |

Player superiority / GK out counted at the end of attack (in case it changes during attack)

### Defense with superiority / minority / goalkeeper out

|        | Attack |      |       |    | Reaction |    |      |
|--------|--------|------|-------|----|----------|----|------|
|        | Att.   | Eff. | Shots | TF | FB       | LD | Tot. |
| 6 on 6 | 63     | 63%  | 40/59 | 4  |          |    |      |
| 6 on 5 | 6      | 50%  | 3/5   | 1  |          |    |      |
| 5 on 6 | 3      | 67%  | 2/3   | 0  |          |    |      |

Numbers show attacking numbers of opponent. Lower efficiency of opponent means better defense of this team

# Jersey number Tot. Total shooting 6m 6m (line) shooting 9m 9m shooting Wng Wing shooting FB Fastbreak sh. 7m 7m penalty sh.  
 Brk. Breakthrough sh. LD Long distance sh. As. Assists PC Pass clear chance E7 Earned 7m pen. TF Technical faults St. Steals  
 2m 2m punishments C7. Committed 7m E2 Earned 2m pun. YC. Yellow cards R/B Red/Blue cards Blk. Blocks S Starting Line-up



# 1st IHF Men's U17 Handball World Championship 2025



Preliminary Round - Group C, 1. round

## Match Team Statistics

Match No. 5

## Germany 45 - 20 Iran

(19 - 10) (26 - 10)

24.10.2025. 14:40

Attendance: 220

Salle Couverte Nouaceur

Referees: Mihaela Chiruta (ROU) / Roua Haggui (TUN) / Anastasiia Bohoiavlenska (USA)

### Shot distribution by player

#### 3 A. Sedghi

|  |  |  |
|--|--|--|
|  |  |  |
|  |  |  |
|  |  |  |

1 post 1 miss.

#### 6 A. Ghayour

|  |  |  |
|--|--|--|
|  |  |  |
|  |  |  |
|  |  |  |

#### 11 M. Parouhan

|     |  |     |
|-----|--|-----|
|     |  |     |
| 0/1 |  |     |
| 1/1 |  | 0/1 |

1 post 1 miss.

#### 15 M. Agha Mohammadi

|  |  |     |
|--|--|-----|
|  |  |     |
|  |  |     |
|  |  | 2/2 |

#### 17 M. Moradian

|  |  |  |
|--|--|--|
|  |  |  |
|  |  |  |
|  |  |  |

1 miss.

#### 18 M. Hematigharacheh

|  |     |     |
|--|-----|-----|
|  |     |     |
|  |     | 1/1 |
|  | 1/1 |     |

#### 19 M. Hagh Setan

|  |  |     |
|--|--|-----|
|  |  |     |
|  |  | 0/1 |
|  |  |     |

1 post 1 miss.

#### 24 M. Hadizadeh

|     |  |     |
|-----|--|-----|
| 1/1 |  |     |
| 0/1 |  | 1/1 |
| 3/4 |  | 0/2 |

1 miss. 1 block

#### 28 A. Samarbakhsh

|     |  |     |
|-----|--|-----|
|     |  | 1/1 |
|     |  |     |
| 1/1 |  | 2/2 |

#### 71 M. Molavi

|  |  |  |
|--|--|--|
|  |  |  |
|  |  |  |
|  |  |  |

#### 77 S. Barkhordari

|  |     |  |
|--|-----|--|
|  | 1/1 |  |
|  |     |  |
|  |     |  |

#### 87 F. Mosayebi Dorcheh

|     |  |  |
|-----|--|--|
| 1/1 |  |  |
|     |  |  |
|     |  |  |

1 miss.

#### 88 F. Norouzpoumameghar

|  |     |     |
|--|-----|-----|
|  | 1/1 |     |
|  |     | 2/2 |
|  |     |     |

#### 99 A. Mohaghegh Foroushani

|     |  |     |
|-----|--|-----|
|     |  |     |
|     |  |     |
| 1/1 |  | 0/2 |

### TOTAL

|     |     |     |
|-----|-----|-----|
| 2/2 | 2/2 | 1/1 |
| 0/2 |     | 4/5 |
| 6/7 | 1/1 | 4/9 |

3 post 6 miss. 1 block

### Saves distribution goalkeepers

#### 16 M. Mansouri

|      |     |     |
|------|-----|-----|
| 2/6  |     | 0/3 |
|      | 2/3 | 1/3 |
| 2/13 | 0/2 | 1/9 |

#### 22 H. Khojasteh

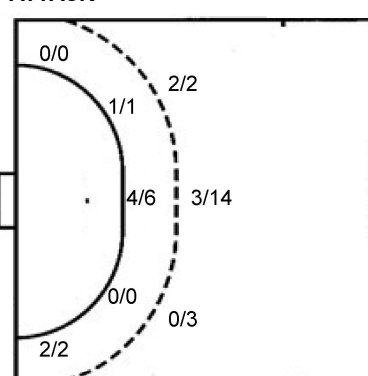
|     |     |     |
|-----|-----|-----|
| 0/2 | 0/1 | 0/1 |
| 1/1 | 1/1 | 2/5 |
| 0/5 |     | 0/2 |

#### TOTAL

|      |     |      |
|------|-----|------|
| 2/8  | 0/1 | 0/4  |
| 1/1  | 3/4 | 3/8  |
| 2/18 | 0/2 | 1/11 |

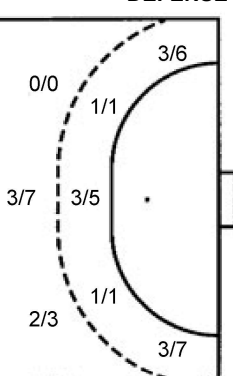
### Shots by position

#### ATTACK



7m penalties 4/6  
Fastbreak 2/2  
Breakthrough 2/3  
Long dist. 0/0

#### DEFENSE



7m penalties 1/3  
Fastbreak 15/20  
Breakthrough 12/16  
Long dist. 0/0

### Shooting statistics

| Position     | Goals     | Sav.     | Miss.    | Post     | Bik.     | Total     | %         |
|--------------|-----------|----------|----------|----------|----------|-----------|-----------|
| Back (9m)    | 5         | 7        | 4        | 2        | 1        | 19        | 26        |
| Line (6m)    | 5         | 0        | 1        | 1        | 0        | 7         | 71        |
| Wing         | 2         | 0        | 0        | 0        | 0        | 2         | 100       |
| 7m penalties | 4         | 2        | 0        | 0        | 0        | 6         | 67        |
| Fastbreak    | 2         | 0        | 0        | 0        | 0        | 2         | 100       |
| Breakthrough | 2         | 0        | 1        | 0        | 0        | 3         | 67        |
| <b>Total</b> | <b>20</b> | <b>9</b> | <b>6</b> | <b>3</b> | <b>1</b> | <b>39</b> | <b>51</b> |

# Jersey number Tot. Total shooting 6m 6m (line) shooting 9m 9m shooting Wng Wing shooting FB Fastbreak sh. 7m 7m penalty sh.  
Brk. Breakthrough sh. LD Long distance sh. As. Assists PC Pass clear chance E7 Earned 7m pen. TF Technical faults St. Steals  
2m 2m punishments C7. Committed 7m E2 Earned 2m pun. YC. Yellow cards R/B Red/Blue cards Blk. Blocks S Starting Line-up

Handball statistics and livescore by Toma-soft ltd (www.toma-soft.hr)



# 1st IHF Men's U17 Handball World Championship 2025



Preliminary Round - Group C, 1. round

## Match Team Statistics

Match No. 5

## Germany 45 - 20 Iran

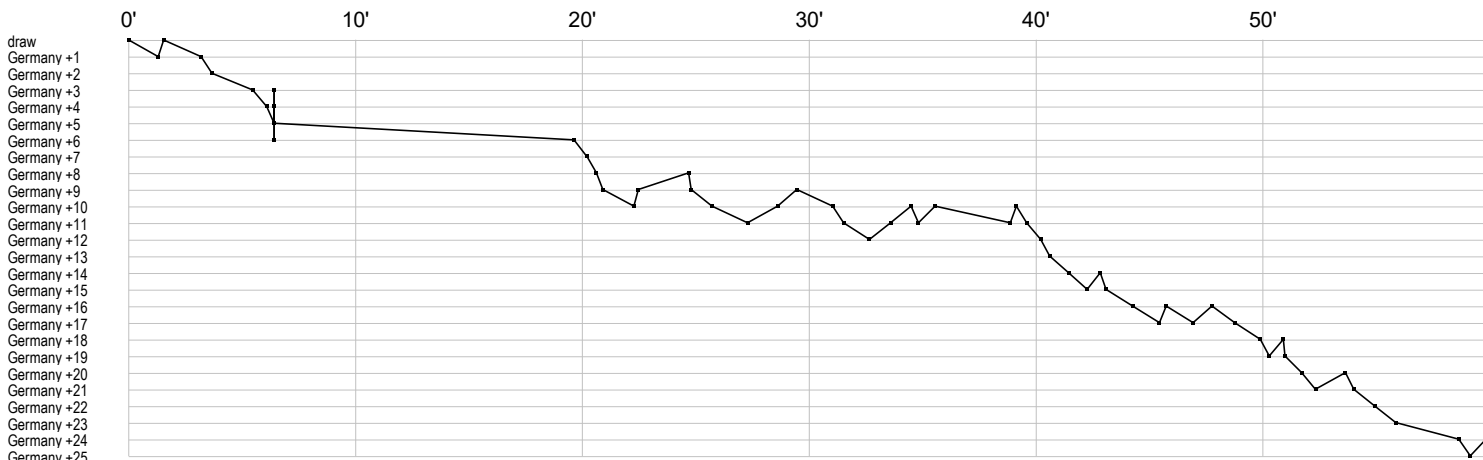
(19 - 10) (26 - 10)

24.10.2025. 14:40

Attendance: 220

Salle Couverte Nouaceur

Referees: Mihaela Chiruta (ROU) / Roua Haggui (TUN) / Anastasiia Bohoiavlenska (USA)



### Germany

|               |             |                   |                  |                     |
|---------------|-------------|-------------------|------------------|---------------------|
| 1 Dengler T   | r s srrrrr  | s s r r a s s r r | s r r r r r a r  |                     |
| 2 Droll L     |             | f                 | g 2              | f g f c f f         |
| 3 Henselek F  | fg          | f                 |                  |                     |
| 4 Pöthke J    | e bg pgbgpa | g p f a c         |                  |                     |
| 5 Volk L      | f gtf       | g g g             | t g              |                     |
| 6 Löhr T      |             | f                 | f g g f g        | a 2                 |
| 7 Akkoc C     |             | f                 | g e f a bgb      | ap a                |
| 8 Eisend J    |             |                   |                  | g b i g g p g g p g |
| 10 Nowak L    |             | a a i bc          | fb g g p c f g g |                     |
| 11 Gaugisch K | g f g gpxp  | f 2c g            |                  | a g g               |
| 12 Hüter K    |             |                   |                  | r r a r p r s s     |
| 13 Hahn A     | g ffg       | g                 |                  | a g g               |
| 14 Strobel L  | a e agbfa   | ag                |                  | g g a f a           |
| 15 Anschütz J |             | t tg t            |                  | g a a f p           |

### Iran

|                  |                       |                     |                           |                             |
|------------------|-----------------------|---------------------|---------------------------|-----------------------------|
| 3 Sedghi A       |                       | a f                 |                           | t t t f t                   |
| 6 Ghayour A      | a                     |                     |                           |                             |
| 11 Parouhan M    | a f                   | t ef t f            | t                         | f g                         |
| 15 Agha          | gg                    |                     | e                         |                             |
| 16 Mansouri M    | r s r r r r r r r r r | s r r r s r s r r r | s r r r s r r r r r r r r |                             |
| 17 Moradian M    | ttt                   |                     | t f t                     | t                           |
| 18 Hematigharaci |                       |                     | i g                       | t g                         |
| 19 Hagh Setan M  |                       | ef t f              |                           | t e t f t                   |
| 22 Khojasteh H   |                       |                     | s                         | r r r r r r r r r r s r r r |
| 24 Hadizadeh M   | g c f gff             |                     | eg f g t                  | f f e                       |
| 28 Samarbaksh    | g                     | bg bg               | g c                       |                             |
| 71 Molavi M      |                       |                     |                           |                             |
| 77 Barkhordari S |                       |                     |                           | g p t                       |
| 87 Mosayebi      | f t                   |                     | 2                         | g t t                       |
| 88 Norouzpourma  | t tc ga               | t gt                | g t t t                   |                             |
| 99 Mohaghegh     | f t a t               | f                   |                           | a t g 2 t t                 |

|                          |                      |                          |                                |                           |                        |
|--------------------------|----------------------|--------------------------|--------------------------------|---------------------------|------------------------|
| In game                  | <b>g</b> Goal scored | <b>f</b> Missed shot     | <b>a</b> Assist                | <b>t</b> Technical faults | <b>b</b> Steal         |
| <b>2</b> 2min suspension | <b>e</b> Eearned 7m  | <b>c</b> Committed 7m    | <b>y</b> Yellow card           | <b>r</b> Red Card         | <b>k</b> Blue card     |
| <b>i</b> Eearned 2min.   | <b>x</b> Block       | <b>4</b> 4min suspension | <b>p</b> Pass for clear chance | <b>s</b> Saved shot       | <b>r</b> Received goal |