



# 1st IHF Men's U17 Handball World Championship 2025



Preliminary Round - Group A, 1. round

Match Team Statistics

Match No. 1

## Egypt 35 - 26 Brazil

(17 - 11) (18 - 15)

24.10.2025. 18:50

Attendance: 330

Salle Couverte Nouaceur

Referees: Lucas Hellbusch (GER) / Tatsuro Murata (JPN) / Zan Puksic (SLO)

### Egypt

#	Surname and name	S	Goals / shots								Attack					Def.			Penalties				TP					
			Tot.	%	9m	6m	Wing	7m	FB	Brk.	LD	As.	PC	E7	E2	TF	St.	C7	Blk	YC	2m	R		B				
1	MABROUK Abdelmalak	S										2	1															60:00
4	ELGAMAL Abdelrhman	S																										21:41
5	MORSI Yassin		1/1	100					1/1				1															35:08
7	ISMAIL Mazen		2/4	50				1/1				1	1	1	1	2	1											28:56
10	AMER Mansour		1/1	100		1/1								1														15:31
14	IBRAHIM Moaaz		2/3	67			1/1					1				1												27:24
17	ELWAKIL Mahmoud		0/2	0	0/1					0/1		1				1									1			11:56
19	ISMAIL Zein	S	7/10	70	2/3	1/1	1/2	1/1		2/3		2	1			2												35:29
20	ELSAID Hamza	S	0/2	0			0/2							1	1													12:50
24	BAKIR Moamen	S	3/5	60	2/3				1/1	0/1		1													2			41:34
28	OTHMAN Mohamed																											
32	SAID Yassin		2/3	67		2/3										2												18:47
35	ELSHEIKH Mohammad		4/4	100	3/3				1/1			1				1									1			28:54
44	SOLIMAN Yahia		1/2	50	0/1					1/1																	1	6:45
55	AHMED Youssef	S	2/7	29	1/5				0/1	1/1		1	1			1									2	1	1	40:34
60	RAMADAN Yassien	S	10/12	83			1/1	2/2	6/8	1/1				1	1	1												32:59
	Team / bench																											
	<b>TOTAL</b>		<b>35/56</b>	<b>63</b>	<b>8/16</b>	<b>4/5</b>	<b>4/7</b>	<b>3/4</b>	<b>9/11</b>	<b>7/13</b>	<b>0/0</b>	<b>10</b>	<b>5</b>	<b>4</b>	<b>4</b>	<b>13</b>	<b>1</b>	<b>4</b>	<b>5</b>	<b>0</b>	<b>2</b>	<b>1</b>	<b>0</b>					

#	Surname and name	Saves / shots								
		Tot.	%	9m	6m	Wing	7m	FB	Brk.	LD
1	MABROUK Abdelmalak	12/38	32	6/9	1/7	1/7	2/4	0/1	2/10	
28	OTHMAN Mohamed									
	<b>TOTAL</b>	<b>12/38</b>	<b>32</b>	<b>6/9</b>	<b>1/7</b>	<b>1/7</b>	<b>2/4</b>	<b>0/1</b>	<b>2/10</b>	<b>0/0</b>

Coach: Emadeldin Abdelhadi

Number of attacks: 67, Efficiency: 52%, Average Duration: 20.32 seconds

### Attack by type of defense

	Shots	9m	6m	Wing	TF	E7	E2
On def. 6-0	18/32	7/15	4/5	1/4	12	3	4
On def. 5-1	1/4	0/0	0/0	1/1	1	1	0
On def. press.	1/2	0/0	0/0	0/0	0	0	0
Fastbreak	9/11				0	0	0

### Defense by type

	Total	9m	6m	Wing	Stl.	C7	2m
Def. 6-0	22/43	3/17	6/9	6/8	1	4	0
Def. 5-1	1/2	0/1	0/0	0/0	0	0	0
Fastbreak	1/1				0	0	2

### Attack with superiority / minority / goalkeeper out

	Attack				Reaction		
	Att.	Eff.	Shots	TF	FB	LD	Tot.
6 on 6	51	51%	26/41	10			
6 on 5	9	67%	6/8	1			
5 on 6	6	33%	2/4	2			
5 on 5	1	100%	1/1	0			

Player superiority / GK out counted at the end of attack (in case it changes during attack)

### Defense with superiority / minority / goalkeeper out

	Attack				Reaction		
	Att.	Eff.	Shots	TF	FB	LD	Tot.
6 on 6	54	39%	21/38	16			
5 on 6	7	29%	2/4	3			
6 on 5	7	43%	3/5	2			

Numbers show attacking numbers of opponent. Lower efficiency of opponent means better defense of this team

# Jersey number Tot. Total shooting 6m 6m (line) shooting 9m 9m shooting Wng Wing shooting FB Fastbreak sh. 7m 7m penalty sh.  
 Brk. Breakthrough sh. LD Long distance sh. As. Assists PC Pass clear chance E7 Earned 7m pen. TF Technical faults St. Steals  
 2m 2m punishments C7. Committed 7m E2 Earned 2m pun. YC. Yellow cards R/B Red/Blue cards Blk. Blocks S Starting Line-up



# 1st IHF Men's U17 Handball World Championship 2025



Preliminary Round - Group A, 1. round

## Match Team Statistics

Match No. 1

## Egypt 35 - 26 Brazil

(17 - 11) (18 - 15)

24.10.2025. 18:50

Attendance: 330

Salle Couverte Nouaceur

Referees: Lucas Hellbusch (GER) / Tatsuro Murata (JPN) / Zan Puksic (SLO)

## Shot distribution by player

### 4 A. Elgamal


### 5 Y. Morsi

		1/1

### 7 M. Ismail

		2/2
	0/1	

1 miss.

### 10 M. Amer

		1/1

### 14 M. Ibrahim

1/1		
		1/2

### 17 M. Elwakil

	0/1	
	0/1	

### 19 Z. Ismail

	1/1	2/2
4/4		

1 post 2 miss.

### 20 H. Elsaid

0/1		

1 post

### 24 M. Bakir

		1/2
1/1		1/1

1 miss.

### 32 Y. Said

	1/1	
		1/1

1 miss.

### 35 M. Elsheikh

3/3		1/1

### 44 Y. Soliman

		1/1
	0/1	

### 55 Y. Ahmed

2/2		0/2
		0/1

1 miss. 1 block

### 60 Y. Ramadan

1/1		2/2
1/2		4/4
1/1		

1 post 1/1 lob

## TOTAL

2/3	1/1	3/3
6/7	1/2	13/17
6/6	0/3	2/3

3 post 6 miss. 1 block 1/1 lob

## Saves distribution goalkeepers

### 1 A. Mabrouk

	0/1	0/3
1/5	5/5	3/12
1/2	0/1	2/9

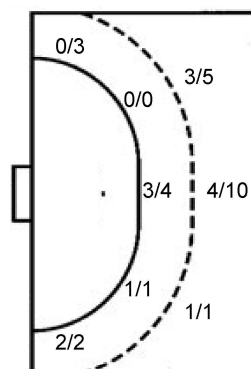
### 28 M. Othman


## TOTAL

	0/1	0/3
1/5	5/5	3/12
1/2	0/1	2/9

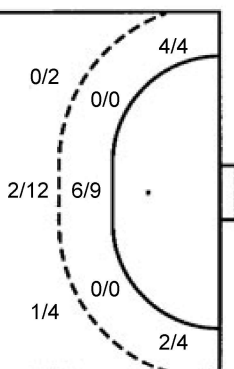
## Shots by position

### ATTACK



7m penalties	3/4
Fastbreak	9/11
Breakthrough	7/13
Long dist.	0/0

### DEFENSE



7m penalties	2/4
Fastbreak	1/1
Breakthrough	8/10
Long dist.	0/0

## Shooting statistics

Position	Goals	Sav.	Miss.	Post	Blk.	Total	%
Back (9m)	8	4	3	0	1	16	50
Line (6m)	4	0	1	0	0	5	80
Wing	2	1	0	2	0	5	40
7m penalties	3	1	0	0	0	4	75
Fastbreak	9	1	0	1	0	11	82
Breakthrough	7	4	2	0	0	13	54
<b>Total</b>	<b>33</b>	<b>11</b>	<b>6</b>	<b>3</b>	<b>1</b>	<b>54</b>	<b>61</b>

# Jersey number Tot. Total shooting 6m 6m (line) shooting 9m 9m shooting Wng Wing shooting FB Fastbreak sh. 7m 7m penalty sh.  
 Brk. Breakthrough sh. LD Long distance sh. As. Assists PC Pass clear chance E7 Earned 7m pen. TF Technical faults St. Steals  
 2m 2m punishments C7. Committed 7m E2 Earned 2m pun. YC. Yellow cards R/B Red/Blue cards Blk. Blocks S Starting Line-up

Handball statistics and livescore by Toma-soft ltd (www.toma-soft.hr)



# 1st IHF Men's U17 Handball World Championship 2025



Preliminary Round - Group A, 1. round

Match Team Statistics

Match No. 1

## Egypt 35 - 26 Brazil

(17 - 11) (18 - 15)

24.10.2025. 18:50

Attendance: 330

Salle Couverte Nouaceur

Referees: Lucas Hellbusch (GER) / Tatsuro Murata (JPN) / Zan Puksic (SLO)

### Brazil

#	Surname and name	S	Goals / shots								Attack					Def.			Penalties			TP													
			Tot.	%	9m	6m	Wing	7m	FB	Brk.	LD	As.	PC	E7	E2	TF	St.	C7	Blk	YC	2m		R	B											
1	FERREIRA Gabriel	S																																	53:08
6	KRISHNAN Gabriel		3/3	100				3/3																										26:51	
9	RODRIGUES Eduardo Henrique	S	4/13	31	1/7				0/1																									52:43	
14	FREITAS PEREIRA Andrey Iago	S	1/3	33	1/3																													21:25	
15	RODRIGUES Rodrigo		4/7	57				2/4	2/3																									36:32	
16	SILVA Riquelme																																	6:52	
17	MODESTO Gustavo		0/1	0			0/1																											14:04	
19	WETZEL Pedro	S	3/4	75	0/1																													49:41	
23	ALVES Miguel Augusto	S	7/9	78	1/1	6/8																												48:26	
25	ANDRADE Guilherme	S	1/2	50	0/1			1/1																										30:24	
29	SOUSA Marcus Vinicius		1/3	33	0/2																													16:57	
33	SANTOS Raphael De	S	0/1	0	0/1																													9:28	
64	LIMA Davi		0/1	0	0/1																													9:39	
80	MELO Inácio																																		
83	ALVES Augusto		2/3	67	0/1																													42:39	
	Team / bench																																		
	TOTAL		26/50	52	3/18	6/9	6/8	2/4	1/1	8/10	0/0	13	4	4	3	21	0	4	1	0	3	1	0												

#	Surname and name	Saves / shots								
		Tot.	%	9m	6m	Wing	7m	FB	Brk.	LD
1	FERREIRA Gabriel	10/40	25	3/8	0/4	1/4	1/4	1/9	4/11	
16	SILVA Riquelme	1/6	17	1/4		0/1		0/1		
	TOTAL	11/46	24	4/12	0/4	1/5	1/4	1/10	4/11	0/0

Coach: Eder Cristiano Fripp De Almeida

Number of attacks: 68, Efficiency: 38%, Average Duration: 33.18 seconds

### Attack by type of defense

	Shots	9m	6m	Wing	TF	E7	E2
On def. 6-0	22/43	3/17	6/9	6/8	20	4	3
On def. 5-1	1/2	0/1	0/0	0/0	1	0	0
Fastbreak	1/1				0	0	0

### Defense by type

	Total	9m	6m	Wing	Stl.	C7	2m
Def. 6-0	18/32	7/15	4/5	1/4	0	3	0
Def. 5-1	1/4	0/0	0/0	1/1	0	1	0
Def. press.	1/2	0/0	0/0	0/0	0	0	0
Fastbreak	9/11				0	0	3

### Attack with superiority / minority / goalkeeper out

	Attack				Reaction		
	Att.	Eff.	Shots	TF	FB	LD	Tot.
6 on 6	54	39%	21/38	16			
5 on 6	7	29%	2/4	3			
6 on 5	7	43%	3/5	2			

Player superiority / GK out counted at the end of attack (in case it changes during attack)

### Defense with superiority / minority / goalkeeper out

	Attack				Reaction		
	Att.	Eff.	Shots	TF	FB	LD	Tot.
6 on 6	51	51%	26/41	10			
6 on 5	9	67%	6/8	1			
5 on 6	6	33%	2/4	2			
5 on 5	1	100%	1/1	0			

Numbers show attacking numbers of opponent. Lower efficiency of opponent means better defense of this team

# Jersey number Tot. Total shooting 6m 6m (line) shooting 9m 9m shooting Wng Wing shooting FB Fastbreak sh. 7m 7m penalty sh.  
 Brk. Breakthrough sh. LD Long distance sh. As. Assists PC Pass clear chance E7 Earned 7m pen. TF Technical faults St. Steals  
 2m 2m punishments C7. Committed 7m E2 Earned 2m pun. YC. Yellow cards R/B Red/Blue cards Blk. Blocks S Starting Line-up



# 1st IHF Men's U17 Handball World Championship 2025



Preliminary Round - Group A, 1. round

## Match Team Statistics

Match No. 1

## Egypt 35 - 26 Brazil

(17 - 11) (18 - 15)

24.10.2025. 18:50

Attendance: 330

Salle Couverte Nouaceur

Referees: Lucas Hellbusch (GER) / Tatsuro Murata (JPN) / Zan Puksic (SLO)

### Shot distribution by player

#### 6 G. Krishnan

		1/1
	1/1	1/1

#### 9 E. Rodrigues

1/1	0/2	2/5
		1/2

1 miss. 2 block

#### 14 A. Freitas Pereira

		1/1

1 miss. 1 block

#### 15 R. Rodrigues

2/2	0/1	
0/1		2/2

1 miss.

#### 17 G. Modesto

		0/1

#### 19 P. Wetzel

		1/1
		1/1
1/1		

1 miss.

#### 23 M. Alves

	1/1	
		3/3
		3/3

1 post 1 miss.

#### 25 G. Andrade

		1/1
	0/1	

#### 29 M. Sousa

0/1		1/1

1 block

#### 33 R. Santos

	0/1	

#### 64 D. Lima


1 block

#### 80 I. Melo


#### 83 A. Alves

		1/1
1/1		

1 miss.

#### TOTAL

	1/1	3/3
4/5	0/5	9/12
1/2	1/1	7/9

1 post 6 miss. 5 block

### Saves distribution goalkeepers

#### 1 G. Ferreira

1/2	0/1	0/2
1/6	1/2	4/17
0/4	2/2	1/3

#### 16 R. Silva

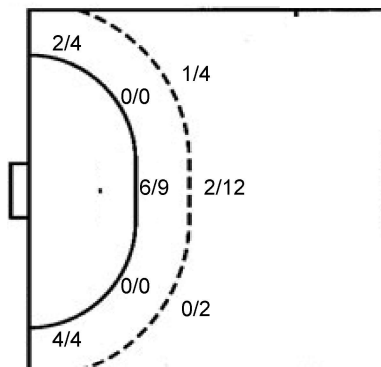
0/1		0/1
0/1		
0/2	1/1	

#### TOTAL

1/3	0/1	0/3
1/7	1/2	4/17
0/6	3/3	1/3

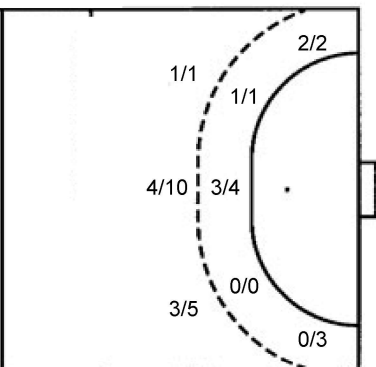
### Shots by position

#### ATTACK



7m penalties	2/4
Fastbreak	1/1
Breakthrough	8/10
Long dist.	0/0

#### DEFENSE



7m penalties	3/4
Fastbreak	9/11
Breakthrough	7/13
Long dist.	0/0

### Shooting statistics

Position	Goals	Sav.	Miss.	Post	Blk.	Total	%
Back (9m)	3	6	4	0	5	18	17
Line (6m)	6	1	1	1	0	9	67
Wing	6	1	1	0	0	8	75
7m penalties	2	2	0	0	0	4	50
Fastbreak	1	0	0	0	0	1	100
Breakthrough	8	2	0	0	0	10	80
<b>Total</b>	<b>26</b>	<b>12</b>	<b>6</b>	<b>1</b>	<b>5</b>	<b>50</b>	<b>52</b>

# Jersey number    Tot. Total shooting    6m 6m (line) shooting    9m 9m shooting    Wng Wing shooting    FB Fastbreak sh.    7m 7m penalty sh.  
 Brk. Breakthrough sh.    LD Long distance sh.    As. Assists    PC Pass clear chance    E7 Earned 7m pen.    TF Technical faults    St. Steals  
 2m 2m punishments    C7. Committed 7m    E2 Earned 2m pun.    YC. Yellow cards    R/B Red/Blue cards    Blk. Blocks    S Starting Line-up



# 1st IHF Men's U17 Handball World Championship 2025



Preliminary Round - Group A, 1. round

## Match Team Statistics

Match No. 1

### Egypt 35 - 26 Brazil

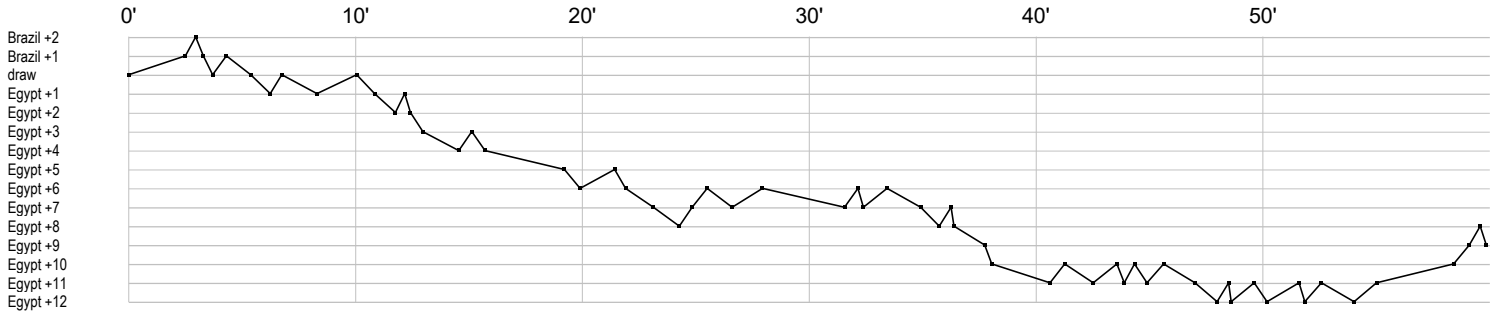
(17 - 11) (18 - 15)

24.10.2025. 18:50

Attendance: 330

Salle Couverte Nouaceur

Referees: Lucas Hellbusch (GER) / Tatsuro Murata (JPN) / Zan Puksic (SLO)



## Egypt

1 Mabrouk A	s rr r r s r r s r s r p ss rr r s r r s a r s s r r r r a r r r r s r s r r r
4 Elgamal A	
5 Morsi Y	p g t t t
7 Ismail M	p ei t a t g b g f f
10 Amer M	g e
14 Ibrahim M	g a t x f
17 Elwakil M	fi c f a 2
19 Ismail Z	t gg p f g g a g f g g f t a
20 Elsaid H	f f ei
24 Bakir M	f g g x f a x g
28 Othman M	
32 Said Y	g g f t t
35 Elsheikh M	x t g g a g g
44 Soliman Y	g f cr
55 Ahmed Y	p f gxf 2c f g t a f c f
60 Ramadan Y	f ie g t g g f g g g g g g g

## Brazil

1 Ferreira G	s rr r r s r r r r r r rs r r s r s rr s r r r r r r r r r r r s r s s s
6 Krishnan G	g t g g
9 Rodrigues E	t g t g g f a ff a f f f t f t t f a a e g e c f t a
14 Freitas	2c t t p g ta f f
15 Rodrigues R	g f g f g g f
16 Silva R	r r s r r r
17 Modesto G	f
19 Wetzel P	t t g ei t f g g t a a
23 Alves M	g g x g f ei t 2 t g g g g f gi
25 Andrade G	ga f
29 Sousa M	f a f t a g
33 Santos R	f a t cr
64 Lima D	t f 2c
80 Melo I	
83 Alves A	p a g t g p f p

In game	<b>g</b> Goal scored	<b>f</b> Missed shot	<b>a</b> Assist	<b>t</b> Technical faults	<b>b</b> Steal
<b>2</b> 2min suspension	<b>e</b> Earned 7m	<b>c</b> Committed 7m	<b>y</b> Yellow card	<b>r</b> Red Card	<b>k</b> Blue card
<b>i</b> Earned 2min.	<b>x</b> Block	<b>4</b> 4min suspension	<b>p</b> Pass for clear chance	<b>s</b> Saved shot	<b>r</b> Received goal