



# 2019 IHF Men's Junior (U21) World Championship

Pontevedra / Vigo (Spain)

Placement Match 7-8



Match Team Statistics

Match No. 89

## Norway 36 - 37 Tunisia

(15 - 16) (21 - 21)

28.7.2019. 09:00

Attendance: 150

As Travesas Sports Hall

Referees: Viktoriia Alpaidze (RUS) / Tatiana Berzkina (RUS)

### Norway

Players		Goals / shots									Attack					Def.			Penalties			TP			
#	Surname and name	S	Tot.	%	9m	6m	Wing	7m	FB	Brk.	LD	As.	PC	E7	E2	TF	St.	C7	Blk	YC	2m		R	B	
1	HAUG Robin Paulsen	S																							42:33
2	NAERLAND Ole	S													1										36:29
3	LUNDE Felix Abrahamsen																		1			1			19:49
4	SIMONSEN Sander Lovlie	S	0/2	0	0/1	0/1															1				29:55
8	HELDAL Sindre		4/4	100			2/2	2/2				2													28:56
9	HAUGSENG Rassin		0/1	0		0/1							1			1	1	1	1	1	1	2			27:01
10	HAUGSENG Tord		7/13	54	6/12					1/1		1	2			1			1						39:59
11	HAUGSENG Andreas Horst																								10:59
12	IMSGARD Emil Kheri																								11:17
13	LODE Tord Aksnes		3/5	60			2/3		1/2							1						1			30:00
14	PETTERSEN Simen Holand	S	10/14	71	6/10	1/1	1/1		1/1	1/1		1			1	1									33:38
19	BOILESEN Thomas Horneland	S	3/4	75	2/3					1/1			2	1		1		4				3			36:07
20	STORBUGT August		0/1	0		0/1								1		1									5:46
24	RONNINGEN Vette		0/1	0						0/1						1									12:20
26	MITROVIC Alexander	S	8/10	80	8/10											2									25:11
77	SEIME Leander Myklebust	S	1/1	100		1/1										1									30:00
	Team / bench															1						1			
	UKUPNO		36/56	64	22/36	2/5	5/6	2/2	2/3	3/4	0/0	4	5	2	2	11	1	5	3	3	8	0	0		

Goalkeepers		Saves / shots								
#	Surname and name	Tot.	%	9m	6m	Wing	7m	FB	Brk.	LD
1	HAUG Robin Paulsen	11/36	31	6/10	3/11	1/6	1/4	0/2	0/3	
12	IMSGARD Emil Kheri	1/11	9	1/2	0/4	0/1	0/2		0/2	
	TOTAL	12/47	26	7/12	3/15	1/7	1/6	0/2	0/5	0/0

Coach: Joar Gjerde

Number of attacks: 62, Efficiency: 58%, Average Duration: 23.4 seconds

### Attack by type of defense

	Shots	9m	6m	Wing	TF	E7	E2
On def. 6-0	5/10	4/8	0/0	1/2	4	1	0
On def. 5-1	27/41	18/28	2/5	4/4	7	1	2
Fastbreak	2/3				0	0	0

### Defense by type

	Total	9m	6m	Wing	Stl.	C7	2m
Def. 6-0	29/48	6/20	12/16	6/7	0	5	8
Def. 5-1	0/0	0/0	0/0	0/0	1	0	0
Fastbreak	2/2				0	0	0

### Attack with goalkeeper out

	Attack				Reaction		
	Att.	Eff.	Shots	TF	FB	LD	Tot.
GK out (7 on 6)	4	50%	2/5	0	1/1	0/0	1/1
GK out pl. minority	2	50%	1/2	0	0/0	0/0	0/0
GK in	56	59%	33/49	11	1/1	1/2	2/3

GK out attack is counted if one part or whole attack was GK out

### Attack with player superiority/minority

	Attack				Reaction		
	Att.	Eff.	Shots	TF	FB	LD	Tot.
Superiority +1	2	50%	1/3	0	0/0	0/0	0/0
Normal	41	63%	26/39	7	2/2	0/1	2/3
Minority -1	6	50%	3/4	1	0/0	1/1	1/1
Minority -2	1	0%	0/0	1	0/0	0/0	0/0
Minority -3	3	33%	1/3	0	0/0	0/0	0/0

Player superiority counted at the end of attack (in case it changes during attack)

### Defense with opponent goalkeeper out

	Attack				Reaction		
	Att.	Eff.	Shots	TF	FB	LD	Tot.
GK out (7 on 6)	1	0%	0/1	0	0/0	0/0	0/0
GK in	61	61%	37/57	9	2/3	0/0	2/3

### Defense with player superiority/minority

	Attack				Reaction		
	Att.	Eff.	Shots	TF	FB	LD	Tot.
Minority -3	3	67%	2/2	1	0/0	0/0	0/0
Minority -2	1	0%	0/1	0	0/0	0/0	0/0
Minority -1	10	90%	9/10	0	0/0	0/0	0/0
Normal	38	55%	21/35	6	2/3	0/0	2/3
Superiority +1	2	50%	1/2	0	0/0	0/0	0/0

# Jersey number Tot. Total shooting 6m 6m (line) shooting 9m 9m shooting Wng Wing shooting FB Fastbreak sh. 7m 7m penalty sh.  
 Brk. Breakthrough sh. LD Long distance sh. As. Assists PC Pass clear chance E7 Earned 7m pen. TF Technical faults St. Steals  
 2m 2m punishments C7. Committed 7m E2 Earned 2m pun. YC. Yellow cards R/B Red/Blue cards Blk. Blocks S Starting Line-up



# 2019 IHF Men's Junior (U21) World Championship

Pontevedra / Vigo (Spain)

Placement Match 7-8



Match Team Statistics

Match No. 89

**Norway 36 - 37 Tunisia**

(15 - 16) (21 - 21)

28.7.2019. 09:00

Attendance: 150

As Travesas Sports Hall

Referees: Viktoriia Alpaidze (RUS) / Tatiana Berzkina (RUS)

## Shot distribution by player

2 O. Naerland


3 F. Lunde


4 S. Simonsen


1 post 1 miss.

8 S. Heldal

		2/2
		2/2

9 R. Haugseng


10 T. Haugseng

	1/1	1/1
1/1		1/1
		3/3

1 post 4 block

11 A. Haugseng


13 T. Lode

1/1		1/1

1 post 1/1 lob

14 S. Pettersen

1/1		2/2
2/2		1/1
	1/1	2/2

2 block

19 T. Boilesen

1/1		
		1/1
		1/1

20 A. Storbugt


24 V. Ronningen


26 A. Mitrovic

2/2		1/1
2/2		3/3

1 block

77 L. Seime

		1/1

## TOTAL

4/4	1/1	6/6
3/3		3/3
3/3	1/1	13/13

3 post 1 miss. 7 block 1/1 lob

## Saves distribution goalkeepers

1 R. Haug

0/3		0/5
0/8	0/1	0/10

12 E. Imsgard

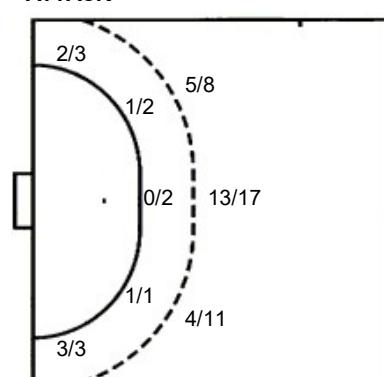
0/1		
		0/1
	0/2	0/6

## TOTAL

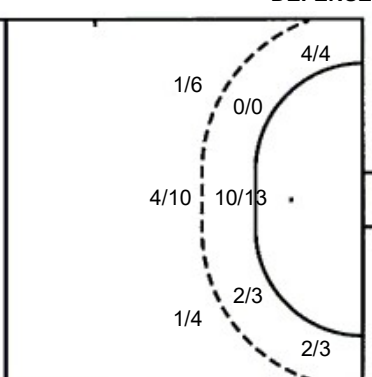
0/4		0/5
		0/1
0/8	0/3	0/16

## Shots by position

### ATTACK



### DEFENSE



7m penalties 2/2

Fastbreak 2/3

Breakthrough 3/4

Long dist. 0/0

7m penalties 5/6

Fastbreak 2/2

Breakthrough 5/5

Long dist. 1/2

## Shooting statistics

Position	Goals	Sav.	Miss.	Post	Blk.	Total	%
Back (9m)	22	5	0	2	7	36	61
Line (6m)	2	2	1	0	0	5	40
Wing	5	0	0	1	0	6	83
7m penalties	2	0	0	0	0	2	100
Fastbreak	2	1	0	0	0	3	67
Breakthrough	3	1	0	0	0	4	75
<b>Total</b>	<b>36</b>	<b>9</b>	<b>1</b>	<b>3</b>	<b>7</b>	<b>56</b>	<b>64</b>

# Jersey number Tot. Total shooting 6m 6m (line) shooting 9m 9m shooting Wng. Wing shooting FB Fastbreak sh. 7m 7m penalty sh.  
 Brk. Breakthrough sh. LD Long distance sh. As. Assists PC Pass clear chance E7 Earned 7m pen. TF Technical faults St. Steals  
 2m 2m punishments C7. Committed 7m E2 Earned 2m pun. YC. Yellow cards R/B Red/Blue cards Blk. Blocks S Starting Line-up



# 2019 IHF Men's Junior (U21) World Championship

Pontevedra / Vigo (Spain)

Placement Match 7-8



Match Team Statistics

## Norway 36 - 37 Tunisia

28.7.2019. 09:00

Match No. 89

(15 - 16) (21 - 21)

Attendance: 150

As Travesas Sports Hall

Referees: Viktoriia Alpaidze (RUS) / Tatiana Berzkina (RUS)

### Tunisia

Players		Goals / shots										Attack					Def.			Penalties			TP		
#	Surname and name	S	Tot.	%	9m	6m	Wing	7m	FB	Brk.	LD	As.	PC	E7	E2	TF	St.	C7	Blk	YC	2m	R		B	
1	NAMLI Asil																								13:16
3	BANNOUR Ahmed		11/12	92		1/1	4/4	5/6	1/1																55:43
6	JBELI Islem																								
7	MDIMEGH Mohamed																								
9	NJIM Hassene																								
10	AIDI Mohamed Aziz	S	7/11	64	5/9					2/2		3	1	2	1		1		2				1		53:42
12	BEN TEKAYA Fradj	S	1/2	50							1/2					1									39:45
13	MUSTAPHA Ala		0/1	0	0/1							3				1									17:27
16	ZAIRI Seif Eddine																								5:15
18	FEKIH Rami	S	4/6	67	1/3	2/2				1/1		5					2	4							51:44
21	JEMIAI Hassen	S	3/5	60		0/1	2/3		1/1			1				1									59:36
22	BEN GHALI Ghazi	S	8/12	67	0/1	8/11						1	1	3	1				1						56:29
37	HAFFAR Nizar																								
55	MAOUA Noureddine	S	0/1	0	0/1																		1		12:49
73	AYARI Mouadh																								7:14
98	DARMOUL Mohamed Amine	S	3/8	38	0/5	1/1				2/2		2		3	2	5									47:00
	Team / bench																								
	UKUPNO		37/58	64	6/20	12/16	6/7	5/6	2/2	5/5	1/2	15	1	6	6	9	1	2	7	0	1	1	0		

Goalkeepers		Saves / shots									
#	Surname and name	Tot.	%	9m	6m	Wing	7m	FB	Brk.	LD	
1	NAMLI Asil	2/11	18	0/3	2/3	0/2	0/2	0/1			
12	BEN TEKAYA Fradj	7/30	23	5/21	0/1	0/2		1/2	1/4		
16	ZAIRI Seif Eddine	0/4	0	0/3		0/1					
	TOTAL	9/45	20	5/27	2/4	0/5	0/2	1/3	1/4	0/0	

Coach: Mohamed Ali Sghir

Number of attacks: 62, Efficiency: 60%, Average Duration: 34.7 seconds

### Attack by type of defense

	Shots	9m	6m	Wing	TF	E7	E2
On def. 6-0	29/48	6/20	12/16	6/7	9	6	6
Fastbreak	2/2				0	0	0

### Defense by type

	Total	9m	6m	Wing	Stl.	C7	2m
Def. 6-0	5/10	4/8	0/0	1/2	0	1	0
Def. 5-1	27/41	18/28	2/5	4/4	1	1	1
Fastbreak	2/3				0	0	0

### Attack with goalkeeper out

	Attack				Reaction		
	Att.	Eff.	Shots	TF	FB	LD	Tot.
GK out (7 on 6)	1	0%	0/1	0	0/0	0/0	0/0
GK in	61	61%	37/57	9	2/3	0/0	2/3

GK out attack is counted if one part or whole attack was GK out

### Attack with player superiority/minority

	Attack				Reaction		
	Att.	Eff.	Shots	TF	FB	LD	Tot.
Superiority +3	3	67%	2/2	1	0/0	0/0	0/0
Superiority +2	1	0%	0/1	0	0/0	0/0	0/0
Superiority +1	10	90%	9/10	0	0/0	0/0	0/0
Normal	38	55%	21/35	6	2/3	0/0	2/3
Minority -1	2	50%	1/2	0	0/0	0/0	0/0

Player superiority counted at the end of attack (in case it changes during attack)

### Defense with opponent goalkeeper out

	Attack				Reaction		
	Att.	Eff.	Shots	TF	FB	LD	Tot.
GK out (7 on 6)	4	50%	2/5	0	1/1	0/0	1/1
GK out pl. super.	2	50%	1/2	0	0/0	0/0	0/0
GK in	56	59%	33/49	11	1/1	1/2	2/3

### Defense with player superiority/minority

	Attack				Reaction		
	Att.	Eff.	Shots	TF	FB	LD	Tot.
Minority -1	2	50%	1/3	0	0/0	0/0	0/0
Normal	41	63%	26/39	7	2/2	0/1	2/3
Superiority +1	6	50%	3/4	1	0/0	1/1	1/1
Superiority +2	1	0%	0/0	1	0/0	0/0	0/0
Superiority +3	3	33%	1/3	0	0/0	0/0	0/0

# Jersey number Tot. Total shooting 6m 6m (line) shooting 9m 9m shooting Wng Wing shooting FB Fastbreak sh. 7m 7m penalty sh.  
 Brk. Breakthrough sh. LD Long distance sh. As. Assists PC Pass clear chance E7 Earned 7m pen. TF Technical faults St. Steals  
 2m 2m punishments C7. Committed 7m E2 Earned 2m pun. YC. Yellow cards R/B Red/Blue cards Blk. Blocks S Starting Line-up



# 2019 IHF Men's Junior (U21) World Championship

Pontevedra / Vigo (Spain)

Placement Match 7-8



Match Team Statistics

Match No. 89

**Norway 36 - 37 Tunisia**

(15 - 16) (21 - 21)

28.7.2019. 09:00

Attendance: 150

As Travesas Sports Hall

Referees: Viktoriia Alpaidze (RUS) / Tatiana Berzkina (RUS)

## Shot distribution by player

**3 A. Bannour**

2/2		1/1
3/3	1/1	4/4

**6 I. Jbeli**


**7 M. Mdimegh**


**9 H. Njim**


**10 M. Aidi**

		3/3
		1/1
		3/3

2 post 1 block

**13 A. Mustapha**


**18 R. Fekih**

1/1	1/1	2/2

**21 H. Jemiai**

1/1		2/2

**22 G. Ben Ghali**

2/2		1/1
2/2		3/3

1 post 1 block

**37 N. Haffar**


**55 N. Maoua**


1 miss.

**73 M. Ayari**


**98 M. Darmoul**

1/1	1/1	1/1

1 miss. 1 block

**TOTAL**

4/4		5/5
		1/1
8/8	3/3	15/15

3 post 2 miss. 3 block

## Saves distribution goalkeepers

**1 A. Namli**

		0/2
0/1		
0/1		0/5

**12 F. Ben Tekaya**

0/3	0/1	0/3
0/2		0/2
0/2	0/1	0/7

**16 S. Zairi**

0/1		0/1
		0/1
		0/1

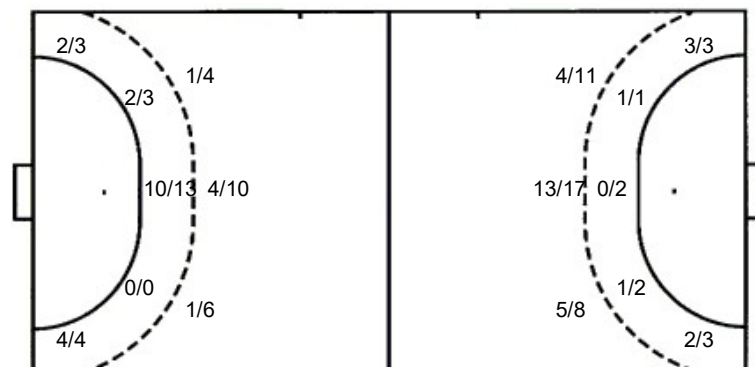
**TOTAL**

0/4	0/1	0/6
0/3		0/3
0/3	0/1	0/13

## Shots by position

ATTACK

DEFENSE



7m penalties 5/6  
Fastbreak 2/2  
Breakthrough 5/5  
Long dist. 1/2

7m penalties 2/2  
Fastbreak 2/3  
Breakthrough 3/4  
Long dist. 0/0

## Shooting statistics

Position	Goals	Sav.	Miss.	Post	Blk.	Total	%
Back (9m)	6	7	2	2	3	20	30
Line (6m)	12	3	0	1	0	16	75
Wing	6	1	0	0	0	7	86
7m penalties	5	1	0	0	0	6	83
Fastbreak	2	0	0	0	0	2	100
Breakthrough	5	0	0	0	0	5	100
<b>Total</b>	<b>36</b>	<b>12</b>	<b>2</b>	<b>3</b>	<b>3</b>	<b>56</b>	<b>64</b>

# Jersey number Tot. Total shooting 6m 6m (line) shooting 9m 9m shooting Wng. Wing shooting FB Fastbreak sh. 7m 7m penalty sh.  
Brk. Breakthrough sh. LD Long distance sh. As. Assists PC Pass clear chance E7 Earned 7m pen. TF Technical faults St. Steals  
2m 2m punishments C7. Committed 7m E2 Earned 2m pun. YC. Yellow cards R/B Red/Blue cards Blk. Blocks S Starting Line-up



# 2019 IHF Men's Junior (U21) World Championship

## Pontevedra / Vigo (Spain)

### Placement Match 7-8



### Match Team Statistics

## Norway 36 - 37 Tunisia

28.7.2019. 09:00

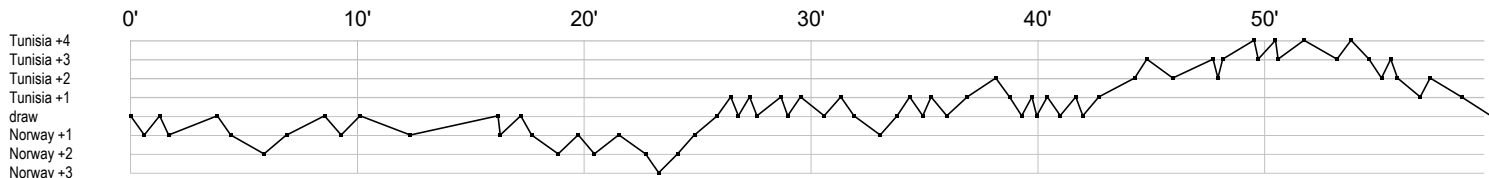
Match No. 89

(15 - 16) (21 - 21)

Attendance: 150

As Travesas Sports Hall

Referees: Viktoriia Alpaidze (RUS) / Tatiana Berzkina (RUS)



### Norway

1 Haug R	r s sr r r r s s s r r r s r s sr r r r r r r r	rr sr r r sr r s r
2 Naerland O		i
3 Lunde F		2
4 Simonsen S	y f f	
8 Helda S	g	ga g a g
9 Haugseng R	y p f tc 2	b x
10 Haugseng T	g f f g p f g g a g f f g g f 2 x t p	
11 Haugseng A		
12 Imsgard E		r r r r r r s r r r r
13 Lode T		g g f t2 f
14 Pettersen S	g f f i t	f g g f g g g g g
19 Bolesen T	c g t p p g	c 2c f e 2 g
20 Storbugt A		t
24 Ronningen V	t f	
26 Mitrovic A	g t g g g g g f g t g g f	
77 Seime L	g t	

### Tunisia

1 Namlı A	r sr rs r r r r r	r
3 Bannour A	fg g g g g g g g g g	
6 Jbeli I		
7 Mdimegh M		
9 Njim H		
10 Aidi M	f e x a i p g b ga gf g2 e gf a gg x f	
12 Ben Tekaya F	r r r r s r r r r s gr rf r r r s s r tssr r r r r sr	
13 Mustapha A	f a a	a t
16 Zairi S		r r r r
18 Fekih R	c f g x a x x ax a ag c g g f a	
21 Jemiai H	t f g g g a g f	
22 Ben Ghali G	g f t x g i g g i g g g f a i f fe g	
37 Haffar N		
55 Maoua N	f r	
73 Ayari M		
98 Darmoul M	g f t g a f t a fe t ie g t f f t	

In game	g Goal scored	f Missed shot	a Assist	t Technical faults	b Steal
2 2min suspension	e Earned 7m	c Committed 7m	y Yellow card	r Red Card	k Blue card
i Earned 2min.	x Block	4 4min suspension	p Pass for clear chance	s Saved shot	r Received goal

Handball statistics and livescore by Toma-soft Ltd (www.toma-soft.hr)