



2019 IHF Men's Junior (U21) World Championship

Pontevedra / Vigo (Spain)

Semifinal



Match Team Statistics

Match No. 87

Egypt 33 - 35 France

(16 - 19) (17 - 16)

27.7.2019. 18:00

Attendance: 1200

Pavillon Municipal de

Deportes

Referees: Amar Konjićanin (BIH) / Dino Konjićanin (BIH)

Egypt

Players		Goals / shots									Attack					Def.			Penalties			TP			
#	Surname and name	S	Tot.	%	9m	6m	Wing	7m	FB	Brk.	LD	As.	PC	E7	E2	TF	St.	C7	Blk	YC	2m	R	B		
1	MOHAMED HOMAYED Abdelrahman																								8:17
4	MOHAMED MORSY Ahmed		1/5	20	1/5								1												6:49
5	RAMADAN MAHMOUD Mohsen		5/9	56	4/6				0/1	1/2		1		1	1		1							1	37:04
8	ABDALLA AHMED Shehab		0/1	0	0/1									1	1	3									9:57
10	KHALED HASSAN Omar		1/2	50				1/2						1											29:38
11	WALID IBRAHIM Khaled		3/5	60	0/1	3/3			0/1								2							1	49:49
16	TAHA ALI Abdelrhman	S														1									50:12
18	SAMI DAHROUG Omar		4/5	80			3/3	1/2																	29:18
42	WALID KADDAH Hassan	S	2/4	50	0/1					2/3		1				1			2						13:23
44	HESHAM MOHAMED Ahmed	S	4/6	67	3/5					1/1		5		1	1		1		1						46:42
45	MOHAMED ELDERAA Seif	S	5/6	83	1/2				1/1	3/3		1	1			1		1							55:20
55	MAMDOUH MOHAMED Hazem	S	5/6	83	2/3			1/1		2/2		1		1		3									23:02
69	AYMAN KHORSHID Galal	S	3/4	75	0/1		2/2			1/1															28:00
74	MOHAMMED Yasser	S																							
89	MAGDY ELAZHARY Mohamed																								
98	EHAB HASSAN Abdelaziz		0/1	0			0/1											1							32:29
	Team / bench																								
	UKUPNO		33/54	61	11/25	3/3	5/6	3/5	1/3	10/12	0/0	9	2	5	3	11	2	2	3	0	2	0	0		

Goalkeepers		Saves / shots								
#	Surname and name	Tot.	%	9m	6m	Wing	7m	FB	Brk.	LD
1	MOHAMED HOMAYED Abdelrahman	0/6	0	0/2	0/1	0/1	0/1		0/1	
16	TAHA ALI Abdelrhman	10/39	26	6/15	0/8	0/4	0/1	0/1	4/10	
	TOTAL	10/45	22	6/17	0/9	0/5	0/2	0/1	4/11	0/0

Coach: Tarek Sayed Elsayed

Number of attacks: 62, Efficiency: 53%, Average Duration: 24.6 seconds

Attack by type of defense

	Shots	9m	6m	Wing	TF	E7	E2
On def. 6-0	4/4	3/3	1/1	0/0	0	0	0
On def. 5-1	25/42	8/22	2/2	5/6	11	5	3
Fastbreak	1/3				0	0	0

Defense by type

	Total	9m	6m	Wing	Stl.	C7	2m
Def. 6-0	22/32	9/17	5/5	3/3	1	1	1
Def. 5-1	10/22	2/8	4/5	2/2	1	1	1
Fastbreak	1/1				0	0	0

Attack with goalkeeper out

	Attack				Reaction		
	Att.	Eff.	Shots	TF	FB	LD	Tot.
GK in	62	53%	33/54	11	1/1	0/0	1/1

GK out attack is counted if one part or whole attack was GK out

Defense with opponent goalkeeper out

	Attack				Reaction		
	Att.	Eff.	Shots	TF	FB	LD	Tot.
GK in	62	56%	35/57	8	1/3	0/0	1/3

Attack with player superiority/minority

	Attack				Reaction		
	Att.	Eff.	Shots	TF	FB	LD	Tot.
Superiority +1	11	64%	7/8	3	0/0	0/0	0/0
Normal	39	46%	18/35	8	1/1	0/0	1/1
Minority -1	3	33%	1/3	0	0/0	0/0	0/0

Player superiority counted at the end of attack (in case it changes during attack)

Defense with player superiority/minority

	Attack				Reaction		
	Att.	Eff.	Shots	TF	FB	LD	Tot.
Minority -1	2	100%	2/2	0	0/0	0/0	0/0
Normal	40	58%	23/35	6	0/2	0/0	0/2
Superiority +1	11	55%	6/11	0	1/1	0/0	1/1

Jersey number Tot. Total shooting 6m 6m (line) shooting 9m 9m shooting Wng. Wing shooting FB Fastbreak sh. 7m 7m penalty sh.
 Brk. Breakthrough sh. LD Long distance sh. As. Assists PC Pass clear chance E7 Earned 7m pen. TF Technical faults St. Steals
 2m 2m punishments C7. Committed 7m E2 Earned 2m pun. YC. Yellow cards R/B Red/Blue cards Blk. Blocks S Starting Line-up



2019 IHF Men's Junior (U21) World Championship

Pontevedra / Vigo (Spain)

Semifinal



Match Team Statistics

Match No. 87

Egypt 33 - 35 France

(16 - 19) (17 - 16)

27.7.2019. 18:00

Attendance: 1200

Pavillon Municipal de

Deportes

Referees: Amar Konjićanin (BIH) / Dino Konjićanin (BIH)

Shot distribution by player

4 A. Mohamed Morsy

1/1		

1 miss. 1 block

5 M. Ramadan Mahmoud

1/1		2/2
	1/1	1/1

1 post 1 miss. 1 block

8 S. Abdalla Ahmed

1 miss.

10 O. Khaled Hassan

1/1		

11 K. Walid Ibrahim

2/2		1/1

18 O. Sami Dahroug

	1/1	
	1/1	2/2

42 H. Walid Kaddah

1/1		1/1

1 post

44 A. Hesham Mohamed

1/1		
1/1		
		2/2

45 S. Mohamed Elderaa

		1/1
1/1	2/2	1/1

1 block

55 H. Mamdouh Mohamed

1/1	1/1	
1/1	1/1	1/1

1 block

69 G. Ayman Khorshid

1/1	1/1	
		1/1

74 Y. Mohammed

89 M. Magdy Elazhary

98 A. Ehab Hassan

TOTAL

4/4	3/3	3/3
2/2		1/1
6/6	5/5	9/9

2 post 3 miss. 4 block

Saves distribution goalkeepers

1 A. Mohamed Homayed

0/1	0/1	
		0/2
0/1		

16 A. Taha Ali

0/4	0/4	0/3
0/3		
0/6	0/5	0/4

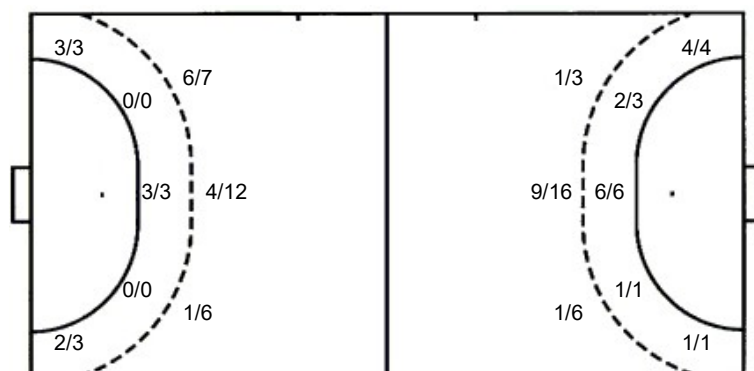
TOTAL

0/5	0/5	0/3
0/3		0/2
0/7	0/5	0/4

Shots by position

ATTACK

DEFENSE



7m penalties 3/5
Fastbreak 1/3
Breakthrough 10/12
Long dist. 0/0

7m penalties 2/2
Fastbreak 1/1
Breakthrough 7/14
Long dist. 0/0

Shooting statistics

Position	Goals	Sav.	Miss.	Post	Blk.	Total	%
Back (9m)	11	8	2	0	4	25	44
Line (6m)	3	0	0	0	0	3	100
Wing	5	1	0	0	0	6	83
7m penalties	3	2	0	0	0	5	60
Fastbreak	1	1	0	1	0	3	33
Breakthrough	10	0	1	1	0	12	83
Total	33	12	3	2	4	54	61

Jersey number Tot. Total shooting 6m 6m (line) shooting 9m 9m shooting Wng. Wing shooting FB Fastbreak sh. 7m 7m penalty sh.
Brk. Breakthrough sh. LD Long distance sh. As. Assists PC Pass clear chance E7 Earned 7m pen. TF Technical faults St. Steals
2m 2m punishments C7. Committed 7m E2 Earned 2m pun. YC. Yellow cards R/B Red/Blue cards Blk. Blocks S Starting Line-up



2019 IHF Men's Junior (U21) World Championship

Pontevedra / Vigo (Spain)

Semifinal



Match Team Statistics

Match No. 87

Egypt 33 - 35 France

(16 - 19) (17 - 16)

27.7.2019. 18:00

Attendance: 1200

Pavillon Municipal de

Deportes

Referees: Amar Konjićanin (BIH) / Dino Konjićanin (BIH)

France

Players		Goals / shots									Attack					Def.			Penalties			TP				
#	Surname and name	S	Tot.	%	9m	6m	Wing	7m	FB	Brk.	LD	As.	PC	E7	E2	TF	St.	C7	Blk	YC	2m	R	B			
2	RICHERT Benjamin		3/4	75	0/1	1/1	1/1			1/1															30:38	
4	BOS Julien		1/5	20	0/1					1/4		4		1		2									44:44	
6	GAUDIN Noah		7/11	64	3/7		2/2	1/1	1/1								1								30:33	
7	POYET Tom	S																							3:26	
8	MOHAMED Antonin		2/2	100			2/2									2	1								16:12	
9	VILLEMENOT Kyllian	S	5/11	45	3/7					2/4		2			1	2					1				30:52	
10	NAHI Dylan	S	3/3	100			2/2			1/1								2				2			49:51	
11	KEMPF Edouard	S												1											29:22	
12	IVAH Gauthier																								20:50	
15	DAMIANI Clement	S	1/2	50						1/2						1									3:01	
16	KIEFFER Valentin	S																							39:10	
19	GIBELIN Yoann		0/1	0	0/1																				16:21	
20	MAPU Jonathan		4/4	100		4/4									1		1								19:12	
21	DOURTE Robin		4/5	80		4/5												2	3			1			34:24	
24	PRANDI Elohim	S	5/9	56	5/8					0/1		6	1			1		1	1	1					51:24	
26	COCHERY Axel																									
	Team / bench																									
	UKUPNO		35/57	61	11/25	9/10	5/5	2/2	1/1	7/14	0/0	12	1	2	2	8	3	5	4	3	4	0	0			

Goalkeepers		Saves / shots								
#	Surname and name	Tot.	%	9m	6m	Wing	7m	FB	Brk.	LD
12	IVAH Gauthier	4/15	27	4/7	0/1	0/1	0/2		0/4	
16	KIEFFER Valentin	8/30	27	4/12	0/2	1/5	2/3	1/2	0/6	
	TOTAL	12/45	27	8/19	0/3	1/6	2/5	1/2	0/10	0/0

Coach: Johann Delattre

Number of attacks: 62, Efficiency: 56%, Average Duration: 33.5 seconds

Attack by type of defense

	Shots	9m	6m	Wing	TF	E7	E2
On def. 6-0	22/32	9/17	5/5	3/3	1	1	1
On def. 5-1	10/22	2/8	4/5	2/2	7	1	1
Fastbreak	1/1				0	0	0

Defense by type

	Total	9m	6m	Wing	Stl.	C7	2m
Def. 6-0	4/4	3/3	1/1	0/0	1	0	0
Def. 5-1	25/42	8/22	2/2	5/6	2	5	4
Fastbreak	1/3				0	0	0

Attack with goalkeeper out

	Attack				Reaction		
	Att.	Eff.	Shots	TF	FB	LD	Tot.
GK in	62	56%	35/57	8	1/3	0/0	1/3

GK out attack is counted if one part or whole attack was GK out

Defense with opponent goalkeeper out

	Attack				Reaction		
	Att.	Eff.	Shots	TF	FB	LD	Tot.
GK in	62	53%	33/54	11	1/1	0/0	1/1

Attack with player superiority/minority

	Attack				Reaction		
	Att.	Eff.	Shots	TF	FB	LD	Tot.
Superiority +1	2	100%	2/2	0	0/0	0/0	0/0
Normal	40	58%	23/35	6	0/2	0/0	0/2
Minority -1	11	55%	6/11	0	1/1	0/0	1/1

Player superiority counted at the end of attack (in case it changes during attack)

Defense with player superiority/minority

	Attack				Reaction		
	Att.	Eff.	Shots	TF	FB	LD	Tot.
Minority -1	11	64%	7/8	3	0/0	0/0	0/0
Normal	39	46%	18/35	8	1/1	0/0	1/1
Superiority +1	3	33%	1/3	0	0/0	0/0	0/0

Jersey number Tot. Total shooting 6m 6m (line) shooting 9m 9m shooting Wng. Wing shooting FB Fastbreak sh. 7m 7m penalty sh.
 Brk. Breakthrough sh. LD Long distance sh. As. Assists E7 Earned 7m pen. TF Technical faults St. Steals
 2m 2m punishments C7. Committed 7m E2 Earned 2m pun. YC. Yellow cards R/B Red/Blue cards Blk. Blocks S Starting Line-up



2019 IHF Men's Junior (U21) World Championship

Pontevedra / Vigo (Spain)

Semifinal



Match Team Statistics

Match No. 87

Egypt 33 - 35 France

(16 - 19) (17 - 16)

27.7.2019. 18:00

Attendance: 1200

Pavillon Municipal de

Deportes

Referees: Amar Konjićanin (BIH) / Dino Konjićanin (BIH)

Shot distribution by player

2 B. Richert

1/1		
	1/1	1/1

1 miss.

4 J. Bos

1/1		

2 post

6 N. Gaudin

	2/2	1/1
2/2		
	1/1	

1 miss. 1 block 1/1 lob

7 T. Poyet

8 A. Mohamed

	1/1	1/1

9 K. Villemintot

	1/1	1/1
		1/1
1/1	1/1	

1 miss. 1 block

10 D. Nahi

1/1		
1/1		1/1

11 E. Kempf

15 C. Damiani

		1/1

19 Y. Gibelin

1 miss.

20 J. Mapu

1/1		1/1
1/1	1/1	

21 R. Dourte

	1/1	
3/3		

1 miss.

24 E. Prandi

1/1	1/1	
1/1		1/1
1/1		

2 post 1 block

26 A. Cochery

TOTAL

5/5	5/5	3/3
3/3		2/2
7/7	5/5	4/4

4 post 5 miss. 3 block 1/1 lob

Saves distribution goalkeepers

12 G. Ivah

0/2	0/1	
0/1		
0/4	0/1	0/2

16 V. Kieffer

0/2	0/2	0/3
0/1		0/1
0/2	0/4	0/7

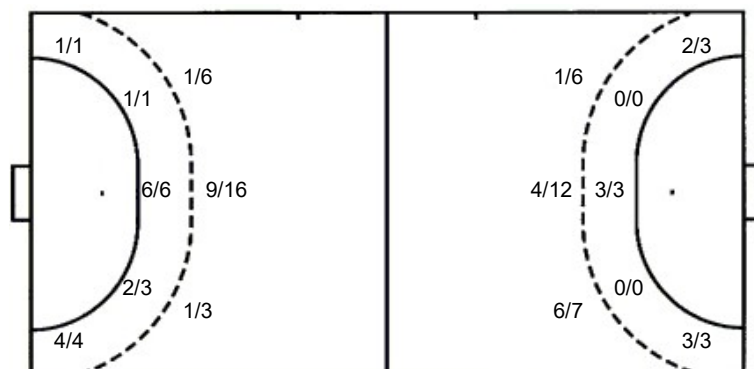
TOTAL

0/4	0/3	0/3
0/2		0/1
0/6	0/5	0/9

Shots by position

ATTACK

DEFENSE



7m penalties 2/2
Fastbreak 1/1
Breakthrough 7/14
Long dist. 0/0

7m penalties 3/5
Fastbreak 1/3
Breakthrough 10/12
Long dist. 0/0

Shooting statistics

Position	Goals	Sav.	Miss.	Post	Blk.	Total	%
Back (9m)	11	6	4	1	3	25	44
Line (6m)	9	0	1	0	0	10	90
Wing	5	0	0	0	0	5	100
7m penalties	2	0	0	0	0	2	100
Fastbreak	1	0	0	0	0	1	100
Breakthrough	7	4	0	3	0	14	50
Total	35	10	5	4	3	57	61

Jersey number Tot. Total shooting 6m 6m (line) shooting 9m 9m shooting Wng. Wing shooting FB Fastbreak sh. 7m 7m penalty sh.
Brk. Breakthrough sh. LD Long distance sh. As. Assists PC Pass clear chance E7 Earned 7m pen. TF Technical faults St. Steals
2m 2m punishments C7. Committed 7m E2 Earned 2m pun. YC. Yellow cards R/B Red/Blue cards Blk. Blocks S Starting Line-up



2019 IHF Men's Junior (U21) World Championship

Pontevedra / Vigo (Spain)

Semifinal



Match Team Statistics

Match No. 87

Egypt 33 - 35 France

(16 - 19) (17 - 16)

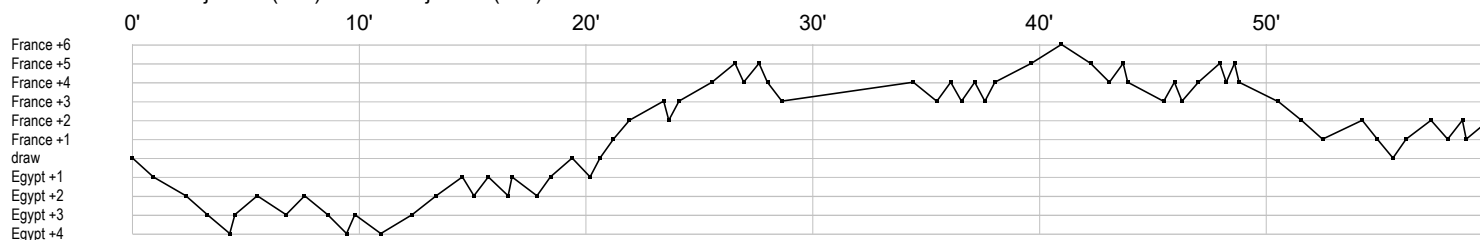
27.7.2019. 18:00

Attendance: 1200

Pavillon Municipal de

Deportes

Referees: Amar Konjićanin (BIH) / Dino Konjićanin (BIH)



Egypt

1 Mohamed	r r r r r r r	r
4 Mohamed	g g f f f p	f
5 Ramadan	g g g a 2	f g b f f i e g f
8 Abdalla	f e i t	t t
10 Khaled	g e f	
11 Walid Ibrahim	g g t	f t g 2
16 Taha Ali A	s r s r r r t s r r r r r r r r r r r	s r r r r r s r r s r r r r r r r r r r
18 Sami Dahroug		g g f g g
42 Walid Kaddah	x g	x t a g f f
44 Hesham	x b f a g	f g a a a e i g a g
45 Mohamed	a g g g f t	g p g c
55 Mamdouh	f a g t t g	g e g t g
69 Ayman	f g g	g
74 Mohammed Y		
89 Magdy		
98 Ehab Hassan	c	f

France

2 Richert B	g	g f g
4 Bos J	e a f a f	f a a f g 2 t t
6 Gaudin N	g g g g	f g b g f f f g f
7 Poyet T		
8 Mohamed A	t	b g t g
9 Villemintot K	f f ay a f g	t g t f f f f g
10 Nahi D	g c2 g	2c g
11 Kempf E		e
12 Ivah G	r r r r s r s r r s r r r	r
15 Damiani C	f t g	
16 Kieffer V	r r r r r r r	s s s r r r r r r s r r r r s r r r
19 Gibelin Y	f	
20 Mapu J	g g b i g	
21 Dourte R	x x g g g c a f f t f	g x f g g c 2c a a
24 Prandi E	f y x g g g g c a f f t f	a p a a a a
26 Cochery A		

In game	g Goal scored	f Missed shot	a Assist	t Technical faults	b Steal
2 2min suspension	e Earned 7m	c Committed 7m	y Yellow card	r Red Card	k Blue card
i Earned 2min.	x Block	4 4min suspension	p Pass for clear chance	s Saved shot	r Received goal