



2019 IHF Men's Junior (U21) World Championship

Pontevedra / Vigo (Spain)

Quarterfinal



Match Team Statistics

Portugal 26 - 25 Slovenia

25.7.2019. 21:00

Match No. 83

(13 - 14) (13 - 11)

Attendance: 205

As Travesas Sports Hall

Referees: Kursad Erdogan (TUR) / Ibrahim Ozdeniz (TUR)

Portugal

Players		Goals / shots										Attack					Def.			Penalties			TP			
#	Surname and name	S	Tot.	%	9m	6m	Wing	7m	FB	Brk.	LD	As.	PC	E7	E2	TF	St.	C7	Blk	YC	2m	R		B		
1	VALERIO Diogo	S																							56:01	
4	PEREIRA Francisco												1		1										13:23	
8	TEIXEIRA Fabio		1/2	50			1/2											1							27:31	
10	VIEIRA Goncalo		7/12	58	4/8	1/1				2/2	0/1	1			1	1									25:05	
12	GASPAR Manuel																								1:25	
19	FRADE Luis	S	4/7	57		4/7						1		1	1	2		2		1					55:59	
22	SANTANA Pedro																									
23	REIS Nuno																									
24	SILVA Diogo	S	5/9	56	3/5	0/1		2/2		0/1		5	3			2		1							52:34	
25	GOMES Andre	S	4/6	67	4/5					0/1		2		1	3	2		1		1					53:22	
27	SILVA Francisco																									
30	FERNANDES Leonel	S	0/3	0	0/1	0/1	0/1											1	2				3		36:26	
34	MONTEIRO Jenilson	S	5/7	71			5/7									1							1		59:49	
55	LOUREIRO Pedro																									
74	RIBERIO Ruben	S	0/1	0	0/1							2	1					2	1						38:25	
80	SOARES Valter																									
	Team / bench																									
	UKUPNO		26/47	55	11/20	5/10	6/10	2/2	0/0	2/4	0/1	11	5	2	6	8	1	9	1	2	4	0	0			

Goalkeepers		Saves / shots									
#	Surname and name	Tot.	%	9m	6m	Wing	7m	FB	Brk.	LD	
1	VALERIO Diogo	14/37	38	6/14	4/5	2/3	1/7	0/3	0/4	1/1	
12	GASPAR Manuel	0/2	0				0/2				
	TOTAL	14/39	36	6/14	4/5	2/3	1/9	0/3	0/4	1/1	

Coach: Ricardo Santos

Number of attacks: 52, Efficiency: 50%, Average Duration: 32.4 seconds

Attack by type of defense

	Shots	9m	6m	Wing	TF	E7	E2
On def. 6-0	8/14	6/9	1/1	0/1	2	2	1
On def. 5-1	11/20	4/9	2/4	5/7	5	0	3
On def. 4-2	4/7	1/2	2/4	1/1	0	0	1
On def. 3-3	1/1	0/0	0/0	0/0	0	0	0
On def. press.	0/2	0/0	0/1	0/1	1	0	1
Fastbreak	0/0				0	0	0

Attack with goalkeeper out

	Attack				Reaction		
	Att.	Eff.	Shots	TF	FB	LD	Tot.
GK out pl. minority	2	50%	1/1	1	0/0	0/1	0/1
GK in	50	50%	25/46	7	3/3	0/1	3/4

GK out attack is counted if one part or whole attack was GK out

Attack with player superiority/minority

	Attack				Reaction		
	Att.	Eff.	Shots	TF	FB	LD	Tot.
Superiority +1	10	50%	5/7	3	0/0	0/0	0/0
Normal	32	44%	14/30	4	2/2	0/1	2/3
Minority -1	6	67%	4/6	1	1/1	0/1	1/2

Player superiority counted at the end of attack (in case it changes during attack)

Defense by type

	Total	9m	6m	Wing	Stl.	C7	2m
Def. 6-0	11/25	5/12	1/5	1/4	1	6	3
Def. 5-1	3/6	3/5	0/1	0/0	0	3	1
Fastbreak	3/3				0	0	0

Defense with opponent goalkeeper out

	Attack				Reaction		
	Att.	Eff.	Shots	TF	FB	LD	Tot.
GK in	52	48%	25/45	8	0/0	0/1	0/1

Defense with player superiority/minority

	Attack				Reaction		
	Att.	Eff.	Shots	TF	FB	LD	Tot.
Minority -1	7	71%	5/8	0	0/0	0/0	0/0
Normal	33	45%	15/26	6	0/0	0/1	0/1
Superiority +1	8	50%	4/7	2	0/0	0/0	0/0

Jersey number Tot. Total shooting 6m 6m (line) shooting 9m 9m shooting Wng Wing shooting FB Fastbreak sh. 7m 7m penalty sh.
 Brk. Breakthrough sh. LD Long distance sh. As. Assists PC Pass clear chance E7 Earned 7m pen. TF Technical faults St. Steals
 2m 2m punishments C7. Committed 7m E2 Earned 2m pun. YC. Yellow cards R/B Red/Blue cards Blk. Blocks S Starting Line-up



2019 IHF Men's Junior (U21) World Championship

Pontevedra / Vigo (Spain)

Quarterfinal



Match Team Statistics

Match No. 83

Portugal 26 - 25 Slovenia

(13 - 14) (13 - 11)

25.7.2019. 21:00

Attendance: 205

As Travesas Sports Hall

Referees: Kursad Erdogan (TUR) / Ibrahim Ozdeniz (TUR)

Shot distribution by player

4 F. Pereira

8 F. Teixeira

	1/1	

10 G. Vieira

2/2		2/2
1/1		2/2

1 miss. 3 block

19 L. Frade

2/2		2/2

1 post

22 P. Santana

23 N. Reis

24 D. Silva

2/2		
1/1		2/2

25 A. Gomes

2/2		2/2

1 post

27 F. Silva

30 L. Fernandes

34 J. Monteiro

2/2		1/1
	1/1	

1 miss. 1/1 lob

55 P. Loureiro

74 R. Riberio

80 V. Soares

TOTAL

6/6		3/3
6/6	2/2	8/8

2 post 2 miss. 3 block 1/1 lob

Saves distribution goalkeepers

1 D. Valerio

0/1		0/6
		0/1
0/6	0/1	1/8

12 M. Gaspar

		0/1
		0/1

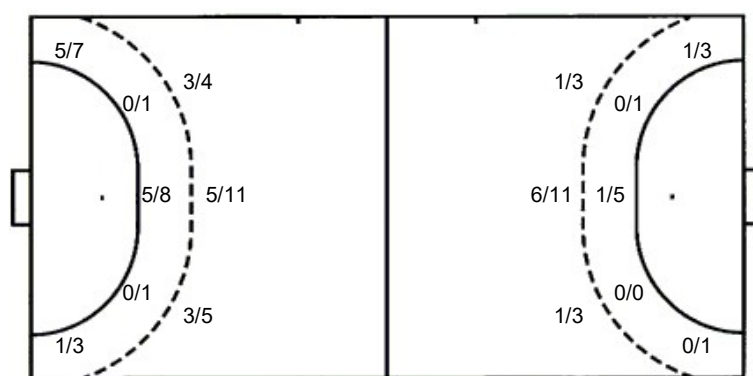
TOTAL

0/1		0/7
		0/1
0/6	0/1	1/9

Shots by position

ATTACK

DEFENSE



7m penalties 2/2
Fastbreak 0/0
Breakthrough 2/4
Long dist. 0/1

7m penalties 8/9
Fastbreak 3/3
Breakthrough 4/4
Long dist. 0/2

Shooting statistics

Position	Goals	Sav.	Miss.	Post	Blk.	Total	%
Back (9m)	11	6	0	0	3	20	55
Line (6m)	5	4	0	1	0	10	50
Wing	6	3	1	0	0	10	60
7m penalties	2	0	0	0	0	2	100
Fastbreak	0	0	0	0	0	0	0
Breakthrough	2	1	0	1	0	4	50
Total	26	14	1	2	3	46	57

Jersey number Tot. Total shooting 6m 6m (line) shooting 9m 9m shooting Wng. Wing shooting FB Fastbreak sh. 7m 7m penalty sh.
Brk. Breakthrough sh. LD Long distance sh. As. Assists PC Pass clear chance E7 Earned 7m pen. TF Technical faults St. Steals
2m 2m punishments C7. Committed 7m E2 Earned 2m pun. YC. Yellow cards R/B Red/Blue cards Blk. Blocks S Starting Line-up



2019 IHF Men's Junior (U21) World Championship

Pontevedra / Vigo (Spain)

Quarterfinal



Match Team Statistics

Portugal 26 - 25 Slovenia

25.7.2019. 21:00

Match No. 83

(13 - 14) (13 - 11)

Attendance: 205

As Travesas Sports Hall

Referees: Kursad Erdogan (TUR) / Ibrahim Ozdeniz (TUR)

Slovenia

Players		Goals / shots									Attack					Def.			Penalties			TP			
#	Surname and name	S	Tot.	%	9m	6m	Wing	7m	FB	Brk.	LD	As.	PC	E7	E2	TF	St.	C7	Blk	YC	2m		R	B	
1	FERJAN Mark																								29:35
3	ZABIC Stefan		1/1	100	1/1									1					1		2				31:14
5	HORZEN Kristjan	S	1/4	25		1/4								1		1		1			1				37:33
6	HORVAT Gašper		1/2	50	1/2																				8:44
7	KAVCIC Miha		1/1	100					1/1									1	1	1	1	1			26:46
8	ROZMAN Tim	S	0/1	0	0/1											1							1		14:19
9	OCVIRK Gregor	S	13/18	72	5/10			8/8				1	2	1		1			1						41:42
10	PIRNAT Nik																								6:02
11	PIPP Matic	S	0/3	0	0/1						0/2														33:07
14	KOTAR Marko	S	1/1	100						1/1			1	4	3	3									39:03
15	MAZEJ Tadej		2/5	40		0/1	1/3		1/1														1		44:50
16	DOBAJ Gašper	S																							23:14
17	KOTAR Miha		3/5	60	0/1	0/1			1/1	2/2			2	2		1									28:25
18	GARTNER Tine																								
19	KOŠEC Matic											1													
21	NOVAK Domen	S	2/4	50	1/1		0/1	0/1		1/1			1			1									55:26
Team / bench																						1			
UKUPNO			25/45	56	8/17	1/6	1/4	8/9	3/3	4/4	0/2	5	5	9	4	8	0	2	3	2	6	0	0		

Goalkeepers		Saves / shots								
#	Surname and name	Tot.	%	9m	6m	Wing	7m	FB	Brk.	LD
1	FERJAN Mark	11/25	44	5/10	4/7	2/6			0/2	
16	DOBAJ Gašper	3/15	20	1/7	0/2	1/3	0/2		1/1	
TOTAL		14/40	35	6/17	4/9	3/9	0/2	0/0	1/3	0/0

Coach: Saša Prapotnik

Number of attacks: 52, Efficiency: 48%, Average Duration: 36.8 seconds

Attack by type of defense

	Shots	9m	6m	Wing	TF	E7	E2
On def. 6-0	11/25	5/12	1/5	1/4	7	6	3
On def. 5-1	3/6	3/5	0/1	0/0	1	3	1
Fastbreak	3/3				0	0	0

Attack with goalkeeper out

	Attack				Reaction		
	Att.	Eff.	Shots	TF	FB	LD	Tot.
GK in	52	48%	25/45	8	0/0	0/1	0/1

GK out attack is counted if one part or whole attack was GK out

Attack with player superiority/minority

	Attack				Reaction		
	Att.	Eff.	Shots	TF	FB	LD	Tot.
Superiority +1	7	71%	5/8	0	0/0	0/0	0/0
Normal	33	45%	15/26	6	0/0	0/1	0/1
Minority -1	8	50%	4/7	2	0/0	0/0	0/0

Player superiority counted at the end of attack (in case it changes during attack)

Defense by type

	Total	9m	6m	Wing	Stl.	C7	2m
Def. 6-0	8/14	6/9	1/1	0/1	0	2	1
Def. 5-1	11/20	4/9	2/4	5/7	0	0	3
Def. 4-2	4/7	1/2	2/4	1/1	0	0	1
Def. 3-3	1/1	0/0	0/0	0/0	0	0	0
Def. press.	0/2	0/0	0/1	0/1	0	0	1
Fastbreak	0/0				0	0	0

Defense with opponent goalkeeper out

	Attack				Reaction		
	Att.	Eff.	Shots	TF	FB	LD	Tot.
GK out (7 on 6)	0	0%	0/0	0	0/0	0/0	0/0
GK in	50	50%	25/46	7	3/3	0/1	3/4

Defense with player superiority/minority

	Attack				Reaction		
	Att.	Eff.	Shots	TF	FB	LD	Tot.
Minority -1	10	50%	5/7	3	0/0	0/0	0/0
Normal	32	44%	14/30	4	2/2	0/1	2/3
Superiority +1	6	67%	4/6	1	1/1	0/1	1/2

Jersey number Tot. Total shooting 6m 6m (line) shooting 9m 9m shooting Wng Wing shooting FB Fastbreak sh. 7m 7m penalty sh.
 Brk. Breakthrough sh. LD Long distance sh. As. Assists PC Pass clear chance E7 Earned 7m pen. TF Technical faults St. Steals
 2m 2m punishments C7. Committed 7m E2 Earned 2m pun. YC. Yellow cards R/B Red/Blue cards Blk. Blocks S Starting Line-up



2019 IHF Men's Junior (U21) World Championship

Pontevedra / Vigo (Spain)

Quarterfinal



Match Team Statistics

Match No. 83

Portugal 26 - 25 Slovenia

(13 - 14) (13 - 11)

25.7.2019. 21:00

Attendance: 205

As Travesas Sports Hall

Referees: Kursad Erdogan (TUR) / Ibrahim Ozdeniz (TUR)

Shot distribution by player

3 S. Zabic

	1/1	

5 K. Horzen

		1/1

1 miss.

6 G. Horvat

		1/1

1 miss.

7 M. Kavcic

		1/1

8 T. Rozman

9 G. Ocvirk

1/1		2/2
		1/1
3/3		5/6

1 miss. 1 block 1/1 lob

10 N. Pirnat

11 M. Pipp

1 miss.

14 M. Kotar

1/1		

15 T. Mazej

		2/2

17 M. Kotar

		1/1
1/1		1/1

18 T. Gartner

19 M. Košec

21 D. Novak

1/1		1/1

1 post

TOTAL

1/1		7/7
		1/1
6/6	1/1	8/9

1 post 4 miss. 1 block 1/1 lob

Saves distribution goalkeepers

1 M. Ferjan

0/3		0/2
0/3	0/2	0/4

16 G. Dobaj

0/3		0/1
0/3		0/4

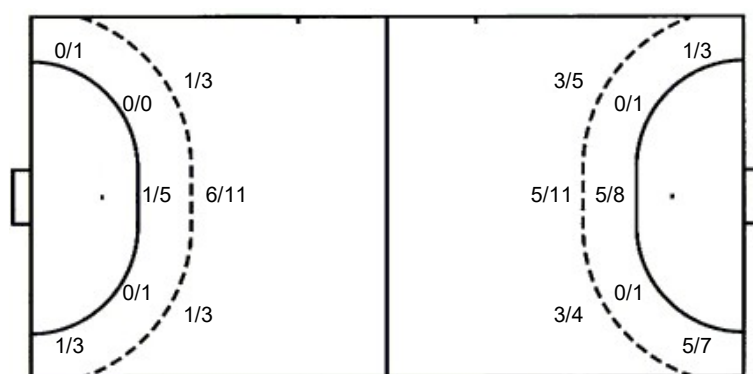
TOTAL

0/6		0/3
0/6	0/2	0/8

Shots by position

ATTACK

DEFENSE



7m penalties 8/9

Fastbreak 3/3

Breakthrough 4/4

Long dist. 0/2

7m penalties 2/2

Fastbreak 0/0

Breakthrough 2/4

Long dist. 0/1

Shooting statistics

Position	Goals	Sav.	Miss.	Post	Blk.	Total	%
Back (9m)	8	6	2	0	1	17	47
Line (6m)	1	4	1	0	0	6	17
Wing	1	2	0	1	0	4	25
7m penalties	8	1	0	0	0	9	89
Fastbreak	3	0	0	0	0	3	100
Breakthrough	4	0	0	0	0	4	100
Total	25	13	3	1	1	43	58

Jersey number Tot. Total shooting 6m 6m (line) shooting 9m 9m shooting Wng. Wing shooting FB Fastbreak sh. 7m 7m penalty sh.
 Brk. Breakthrough sh. LD Long distance sh. As. Assists PC Pass clear chance E7 Earned 7m pen. TF Technical faults St. Steals
 2m 2m punishments C7. Committed 7m E2 Earned 2m pun. YC. Yellow cards R/B Red/Blue cards Blk. Blocks S Starting Line-up



2019 IHF Men's Junior (U21) World Championship

Pontevedra / Vigo (Spain)

Quarterfinal

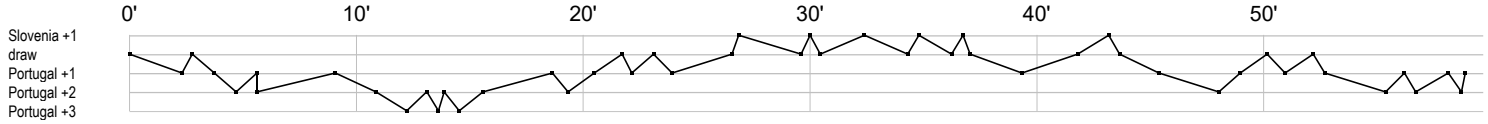


Match Team Statistics
Match No. 83

Portugal 26 - 25 Slovenia
(13 - 14) (13 - 11)

25.7.2019. 21:00
Attendance: 205
As Travesas Sports Hall

Referees: Kursad Erdogan (TUR) / Ibrahim Ozdeniz (TUR)



Portugal

1 Valerio D	s sr s rr r	r r r r r	r s r r r s rr s r s r r s r s	r r s s	r r s r sr
4 Pereira F					ip
8 Teixeira F			g		f c
10 Vieira G	g	f	g f g f f a	g	g ft g i
12 Gaspar M					r
19 Frade L	y e g	g t i c	f g f a c f		t g
22 Santana P					
23 Reis N					a f a
24 Silva D	g g f	g a g t p	a c t	f p a p	g f
25 Gomes A	f yga	i e c i t		g a f i g	g t
27 Silva F					
30 Fernandes L	c2	f2c	f f	2b	
34 Monteiro J		g	g	f g g	t g f
55 Loureiro P					
74 Riberio R		a	f a		c x c f
80 Soares V					

Slovenia

1 Ferjan M			s r r ssss r s r r r	s s r f	s r s r r r r s r
3 Zabic S		2	x g		e2
5 Horzen K	c	2	g t f f		e f
6 Horvat G				g	f
7 Kavcic M	y	2	g	a	t xa
8 Rozman T	f		t		2
9 Ocvirk G	f g gg	g t g a	g x g e g f	f g p f g	g g f p g
10 Pirnat N					
11 Pipp M	f				f f
14 Kotar M	ei	e	ie p	t g t	e i
15 Mazej T			g	f	2 g f
16 Dobaj G	r r r srr	s r r r r	s r r r		
17 Kotar M		p	e	g f	t f g p e g
18 Gartner T					
19 Košec M			a		
21 Novak D	f	g	g f		i a

In game	g Goal scored	f Missed shot	a Assist	t Technical faults	b Steal
2 2min suspension	e Earned 7m	c Committed 7m	y Yellow card	r Red Card	k Blue card
i Earned 2min.	x Block	4 4min suspension	p Pass for clear chance	s Saved shot	r Received goal