



2019 IHF Men's Junior (U21) World Championship

Pontevedra / Vigo (Spain)

Quarterfinal



Match Team Statistics

Match No. 81

Egypt 29 - 27 Norway

(12 - 14) (17 - 13)

25.7.2019. 18:45

Attendance: 105

As Travesas Sports Hall

Referees: Javier Alvarez Mata (ESP) / Yon Bustamante (ESP)

Shot distribution by player

4 A. Mohamed Morsy

5 M. Ramadan Mahmoud

		1/1
		1/1

8 S. Abdalla Ahmed

1/1	1/1	1/1
		1/1
		1/1

1 block

10 O. Khaled Hassan

1/1		

1 miss.

11 K. Walid Ibrahim

1/1		

18 O. Sami Dahroug

1/1		
3/3		1/1

42 H. Walid Kaddah

1 post 1 block

44 A. Hesham Mohamed

		1/1
2/2		

1 post 2 miss. 1 block

45 S. Mohamed Elderaa

2/2		
		1/1
		2/2

1 block

55 H. Mamdouh Mohamed

2/2		
1/1		1/1

69 G. Ayman Khorshid

74 Y. Mohammed

89 M. Magdy Elazhary

98 A. Ehab Hassan

		1/1
1/1		1/1

1 post

TOTAL

5/5	1/1	2/2
2/2		4/4
8/8		7/7

3 post 3 miss. 4 block

Saves distribution goalkeepers

1 A. Mohamed Homayed

		0/3
0/1		0/1
0/2	0/2	0/3

16 A. Taha Ali

0/1		0/2
0/1		
0/5	0/2	0/1

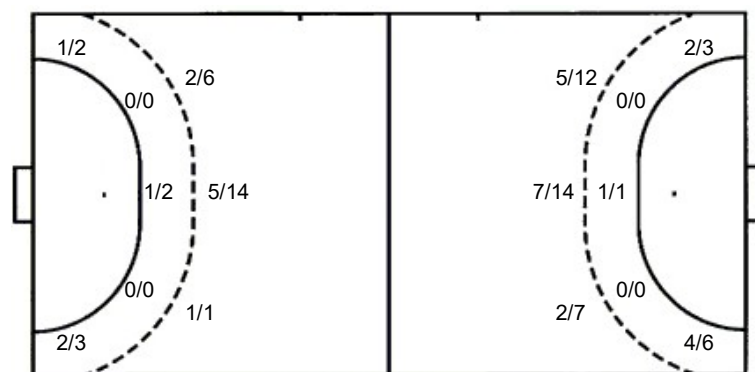
TOTAL

0/1		0/5
0/2		0/1
0/7	0/4	0/4

Shots by position

ATTACK

DEFENSE



7m penalties 5/5
Fastbreak 3/4
Breakthrough 7/8
Long dist. 2/5

7m penalties 3/3
Fastbreak 1/3
Breakthrough 2/2
Long dist. 0/0

Shooting statistics

Position	Goals	Sav.	Miss.	Post	Blk.	Total	%
Back (9m)	8	7	1	1	4	21	38
Line (6m)	1	1	0	0	0	2	50
Wing	3	0	1	1	0	5	60
7m penalties	5	0	0	0	0	5	100
Fastbreak	3	0	0	1	0	4	75
Breakthrough	7	1	0	0	0	8	88
Total	27	9	2	3	4	45	60

Jersey number Tot. Total shooting 6m 6m (line) shooting 9m 9m shooting Wng. Wing shooting FB Fastbreak sh. 7m 7m penalty sh.
Brk. Breakthrough sh. LD Long distance sh. As. Assists PC Pass clear chance E7 Earned 7m pen. TF Technical faults St. Steals
2m 2m punishments C7. Committed 7m E2 Earned 2m pun. YC. Yellow cards R/B Red/Blue cards Blk. Blocks S Starting Line-up



2019 IHF Men's Junior (U21) World Championship

Pontevedra / Vigo (Spain)

Quarterfinal



Match Team Statistics

Egypt 29 - 27 Norway

25.7.2019. 18:45

Match No. 81

(12 - 14) (17 - 13)

Attendance: 105

As Travesas Sports Hall

Referees: Javier Alvarez Mata (ESP) / Yon Bustamante (ESP)

Norway

Players		Goals / shots									Attack					Def.			Penalties			TP			
#	Surname and name	S	Tot.	%	9m	6m	Wing	7m	FB	Brk.	LD	As.	PC	E7	E2	TF	St.	C7	Blk	YC	2m		R	B	
1	HAUG Robin Paulsen	S																	1						43:42
2	NAERLAND Ole	S												2											51:02
3	LUNDE Felix Abrahamsen																								
4	SIMONSEN Sander Lovlie		2/2	100			2/2																		7:01
8	HELDAL Sindre		4/4	100			1/1	3/3										1							28:05
9	HAUGSENG Rassin	S	1/1	100						1/1				1		1		1	3	1	1				44:27
10	HAUGSENG Tord		2/6	33	2/6							2	1												19:17
11	HAUGSENG Andreas Horst	S	4/9	44	2/7				1/1	1/1		4			1	3	1								49:23
12	IMSGARD Emil Kheri																								2:45
13	LODE Tord Aksnes	S	2/4	50			2/4					1													51:58
14	PETTERSEN Simen Holand		5/11	45	4/9	1/1			0/1				1		2	2		1					2		28:06
19	BOILESEN Thomas Horneland	S	6/11	55	6/10				0/1			1	1			5									25:53
20	STORBUGT August																								1:01
24	RONNINGEN Vette											1						1					1		31:21
26	MITROVIC Alexander	S	0/1	0	0/1											1									6:36
77	SEIME Leander Myklebust		1/2	50			1/2					1					1	1							29:23
	Team / bench																								
	UKUPNO		27/51	53	14/33	1/1	6/9	3/3	1/3	2/2	0/0	10	3	3	3	12	2	5	4	1	4	0	0		

Goalkeepers		Saves / shots								
#	Surname and name	Tot.	%	9m	6m	Wing	7m	FB	Brk.	LD
1	HAUG Robin Paulsen	9/34	26	7/15	1/2	0/3	0/4	0/2	1/8	
12	IMSGARD Emil Kheri	0/2	0			0/1	0/1			
	TOTAL	9/36	25	7/15	1/2	0/3	0/5	1/3	1/8	0/0

Coach: Joar Gjerde

Number of attacks: 58, Efficiency: 47%, Average Duration: 28.2 seconds

Attack by type of defense

	Shots	9m	6m	Wing	TF	E7	E2
On def. 5-1	15/28	10/21	0/0	4/6	8	2	3
On def. 3-3	8/17	4/12	1/1	2/3	4	1	0
Fastbreak	1/3				0	0	0

Defense by type

	Total	9m	6m	Wing	Stl.	C7	2m
Def. 6-0	18/34	7/20	1/1	3/5	0	5	4
Def. 5-1	1/1	1/1	0/0	0/0	2	0	0
Def. press.	0/1	0/0	0/1	0/0	0	0	0
Fastbreak	3/4				0	0	0

Attack with goalkeeper out

	Attack				Reaction		
	Att.	Eff.	Shots	TF	FB	LD	Tot.
GK out (7 on 6)	18	44%	8/16	2	1/1	1/3	2/4
GK out pl. minority	1	0%	0/0	1	0/0	0/0	0/0
GK in	39	49%	19/35	9	2/3	1/2	3/5

GK out attack is counted if one part or whole attack was GK out

Attack with player superiority/minority

	Attack				Reaction		
	Att.	Eff.	Shots	TF	FB	LD	Tot.
Superiority +2	1	0%	0/1	0	0/0	0/0	0/0
Superiority +1	10	70%	7/9	1	0/0	1/1	1/1
Normal	41	41%	17/36	8	3/3	1/4	4/7
Minority -1	4	50%	2/3	2	0/0	0/0	0/0

Player superiority counted at the end of attack (in case it changes during attack)

Defense with opponent goalkeeper out

	Attack				Reaction		
	Att.	Eff.	Shots	TF	FB	LD	Tot.
GK in	58	50%	29/50	9	1/3	0/0	1/3

Defense with player superiority/minority

	Attack				Reaction		
	Att.	Eff.	Shots	TF	FB	LD	Tot.
Minority -1	8	50%	4/4	3	0/0	0/0	0/0
Normal	41	51%	21/37	5	1/3	0/0	1/3
Superiority +1	7	57%	4/7	1	0/0	0/0	0/0

Jersey number Tot. Total shooting 6m 6m (line) shooting 9m 9m shooting Wng Wing shooting FB Fastbreak sh. 7m 7m penalty sh.
 Brk. Breakthrough sh. LD Long distance sh. As. Assists PC Pass clear chance E7 Earned 7m pen. TF Technical faults St. Steals
 2m 2m punishments C7. Committed 7m E2 Earned 2m pun. YC. Yellow cards R/B Red/Blue cards Blk. Blocks S Starting Line-up



2019 IHF Men's Junior (U21) World Championship

Pontevedra / Vigo (Spain)

Quarterfinal



Match Team Statistics

Egypt 29 - 27 Norway

25.7.2019. 18:45

Match No. 81

(12 - 14) (17 - 13)

Attendance: 105

As Travesas Sports Hall

Referees: Javier Alvarez Mata (ESP) / Yon Bustamante (ESP)

Shot distribution by player

2 O. Naerland 2/2 lob	3 F. Lunde	4 S. Simonsen 1/1 1/1	8 S. Heldal 1/1 lob 2/2 1/1	9 R. Haugseng 1/1	10 T. Haugseng 2 miss. 1 block 1/1 1/1	11 A. Haugseng 1 post 2 block 1/1 1/1 1/1
13 T. Lode 2/2 lob	14 S. Pettersen 1 post 1 block 1/1 1/1 2/2	19 T. Boilesen 1 miss. 2 block 1/1 3/3 1/1 1/1	20 A. Storbugt	24 V. Ronningen	26 A. Mitrovic 1 block	77 L. Seime 1/1

TOTAL

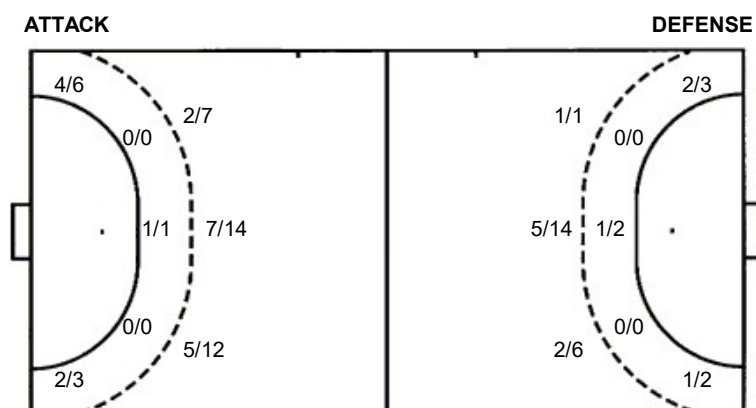
1/1	5/5
2/2	1/1
7/7	4/4

2 post 3 miss. 7 block 3/3 lob

Saves distribution goalkeepers

1 R. Haug	12 E. Imsgard	TOTAL
0/5 0/2 0/7	0/1 0/1 0/1	0/5 0/2 0/8
0/1 0/3 0/7	0/1	0/1 0/4 0/7

Shots by position



Shooting statistics

Position	Goals	Sav.	Miss.	Post	Blk.	Total	%
Back (9m)	14	8	3	1	7	33	42
Line (6m)	1	0	0	0	0	1	100
Wing	6	3	0	0	0	9	67
7m penalties	3	0	0	0	0	3	100
Fastbreak	1	1	0	1	0	3	33
Breakthrough	2	0	0	0	0	2	100
Total	27	12	3	2	7	51	53

7m penalties	3/3	7m penalties	5/5
Fastbreak	1/3	Fastbreak	3/4
Breakthrough	2/2	Breakthrough	7/8
Long dist.	0/0	Long dist.	2/5

Jersey number Tot. Total shooting 6m 6m (line) shooting 9m 9m shooting Wng. Wing shooting FB Fastbreak sh. 7m 7m penalty sh.
 Brk. Breakthrough sh. LD Long distance sh. As. Assists PC Pass clear chance E7 Earned 7m pen. TF Technical faults St. Steals
 2m 2m punishments C7. Committed 7m E2 Earned 2m pun. YC. Yellow cards R/B Red/Blue cards Blk. Blocks S Starting Line-up



2019 IHF Men's Junior (U21) World Championship

Pontevedra / Vigo (Spain)

Quarterfinal

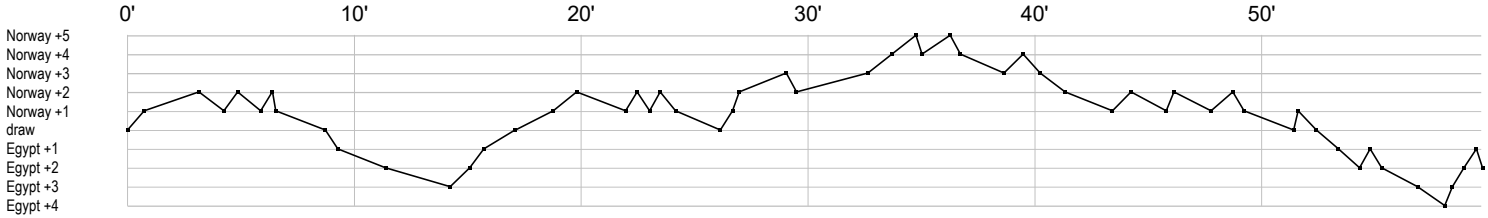


Match Team Statistics
Match No. 81

Egypt 29 - 27 Norway
(12 - 14) (17 - 13)

25.7.2019. 18:45
Attendance: 105
As Travesas Sports Hall

Referees: Javier Alvarez Mata (ESP) / Yon Bustamante (ESP)



Egypt

1 Mohamed	r s r r r s	s s r r r r r	r r s s r r r		
4 Mohamed		f			
5 Ramadan	g f g	a f i		t f c	a
8 Abdalla			g t f t c	a x e	g g g x
10 Khaled			f g		
11 Walid Ibrahim	2 a	bt		e	ei x g 2 t
16 Taha Ali A				r r r r f s r	r r s s r r r r
18 Sami Dahroug				eg g g g	g a
42 Walid Kaddah		t f		xf f	
44 Hesham	p bf f f a f b			g	f a f g x g a p
45 Mohamed	f cy g x g		a g p g t		
55 Mamdouh		g 2	g a i		f g i e ba g f
69 Ayman					
74 Mohammed Y			t		
89 Magdy					
98 Ehab Hassan	f g bg				g ba

Norway

1 Haug R	r s r r s r s r	r s r s	r r r r r r	s s r r r	r r r r r r r r r s
2 Naerland O	xe			e	
3 Lunde F					
4 Simonsen S				g	g
8 Haldal S	g		g		c g
9 Haugseng R	x ty	2 x	x e	g c	
10 Haugseng T		g	p	f	a f g f a f
11 Haugseng A	fi ff t	g a	a gg	f a g	t t a bf
12 Insgard E					
13 Lode T		g	g f	a	f
14 Pettersen S		g i	t g ff	2 g f fg 2c	g t f p f i
19 Boilesen T	g tg tg	t p f a		t t f	f g gg
20 Storbugt A					
24 Ronningen V			a	c	2
26 Mitrovic A		f t			
77 Seime L		f g	ba c		

In game	g Goal scored	f Missed shot	a Assist	t Technical faults	b Steal
2 2min suspension	e Earned 7m	c Committed 7m	y Yellow card	r Red Card	k Blue card
i Earned 2min.	x Block	4 4min suspension	p Pass for clear chance	s Saved shot	r Received goal