



2019 IHF Men's Junior (U21) World Championship

Pontevedra / Vigo (Spain)

Eighth final



Match Team Statistics

Match No. 63

Egypt 30 - 29 Serbia

(15 - 14) (15 - 15)

24.7.2019. 14:15

Attendance: 80

As Travesas Sports Hall

Referees: Karim Gasmi (FRA) / Raouf Gasmi (FRA)

Egypt

Players		Goals / shots										Attack					Def.			Penalties				TP
#	Surname and name	S	Tot.	%	9m	6m	Wing	7m	FB	Brk.	LD	As.	PC	E7	E2	TF	St.	C7	Blk	YC	2m	R	B	
1	MOHAMED HOMAYED Abdelrahman																							
4	MOHAMED MORSY Ahmed																							2:48
5	RAMADAN MAHMOUD Mohsen	S	7/11	64	4/7				2/2	1/2		4		1				1			1			46:47
8	ABDALLA AHMED Shehab	S	0/3	0	0/2				0/1			1	2		1	1				1	1			30:51
10	KHALED HASSAN Omar	S	3/5	60			2/2	0/1	1/2															29:51
11	WALID IBRAHIM Khaled	S	5/6	83		5/5			0/1			1		1	1	1			1					48:32
16	TAHA ALI Abdelrhman	S	0/1	0							0/1	1	1											59:58
18	SAMI DAHROUG Omar		3/3	100			1/1	1/1	1/1															30:09
42	WALID KADDAH Hassan		5/8	63	4/7				1/1							1			2					29:15
44	HESHAM MOHAMED Ahmed		2/4	50	1/2				1/1		0/1				1	2								17:16
45	MOHAMED ELDERAA Seif	S	3/5	60	3/5							3	2					1	1					39:21
55	MAMDOUH MOHAMED Hazem		0/1	0	0/1							1					1							13:58
69	AYMAN KHORSHID Galal		0/1	0			0/1					1												29:11
74	MOHAMMED Yasser		0/1	0	0/1											1		1			1			12:03
89	MAGDY ELAZHARY Mohamed																							
98	EHAB HASSAN Abdelaziz	S	2/3	67			0/1		2/2						1	1								30:00
	Team / bench																				1			
	UKUPNO		30/52	58	12/25	5/5	3/5	1/2	8/11	1/2	0/2	12	5	2	4	7	1	3	4	2	3	0	0	

Goalkeepers		Saves / shots									
#	Surname and name	Tot.	%	9m	6m	Wing	7m	FB	Brk.	LD	
1	MOHAMED HOMAYED Abdelrahman	0/1	0				0/1				
16	TAHA ALI Abdelrhman	6/34	18	1/9	1/6	0/3	1/2	1/4	2/10		
	TOTAL	6/35	17	1/9	1/6	0/3	1/3	1/4	2/10	0/0	

Coach: Tarek Sayed Elsayed

Number of attacks: 59, Efficiency: 51%, Average Duration: 26.9 seconds

Attack by type of defense

	Shots	9m	6m	Wing	TF	E7	E2
On def. 6-0	11/22	6/15	3/3	2/3	3	2	2
On def. 5-1	10/15	6/10	2/2	1/2	4	0	2
Fastbreak	8/11				0	0	0

Attack with goalkeeper out

	Attack				Reaction		
	Att.	Eff.	Shots	TF	FB	LD	Tot.
GK in	59	51%	30/52	7	3/4	0/0	3/4

GK out attack is counted if one part or whole attack was GK out

Attack with player superiority/minority

	Attack				Reaction		
	Att.	Eff.	Shots	TF	FB	LD	Tot.
Superiority +2	3	100%	3/3	0	0/0	0/0	0/0
Superiority +1	16	25%	4/12	0	1/2	0/0	1/2
Normal	28	61%	17/26	4	1/1	0/0	1/1
Minority -1	6	33%	2/4	2	1/1	0/0	1/1

Player superiority counted at the end of attack (in case it changes during attack)

Defense by type

	Total	9m	6m	Wing	Stl.	C7	2m
Def. 6-0	16/27	4/11	4/5	3/4	1	1	2
Def. 5-1	8/12	4/8	1/1	0/0	0	2	1
Def. press.	0/1	0/1	0/0	0/0	0	0	0
Fastbreak	3/4				0	0	0

Defense with opponent goalkeeper out

	Attack				Reaction		
	Att.	Eff.	Shots	TF	FB	LD	Tot.
GK out (7 on 6)	3	33%	1/2	2	1/1	0/0	1/1
GK out pl. super.	3	100%	3/4	0	1/1	0/0	1/1
GK in	53	47%	25/41	11	6/9	0/2	6/11

Defense with player superiority/minority

	Attack				Reaction		
	Att.	Eff.	Shots	TF	FB	LD	Tot.
Minority -1	7	71%	5/5	2	1/1	0/0	1/1
Normal	26	46%	12/23	6	4/4	0/1	4/5
Superiority +1	17	41%	7/12	3	1/3	0/1	1/4
Superiority +2	3	33%	1/3	0	1/1	0/0	1/1

#	Jersey number	Tot.	Total shooting	6m	6m (line) shooting	9m	9m shooting	Wng	Wing shooting	FB	Fastbreak sh.	7m	7m penalty sh.
Brk.	Breakthrough sh.	LD	Long distance sh.	As.	Assists	PC	Pass clear chance	E7	Earned 7m pen.	TF	Technical faults	St.	Steals
2m	2m punishments	C7.	Committed 7m	E2	Earned 2m pun.	YC.	Yellow cards	R/B	Red/Blue cards	Blk.	Blocks	S	Starting Line-up

Handball statistics and livescore by Toma-soft ltd (www.toma-soft.hr)



2019 IHF Men's Junior (U21) World Championship

Pontevedra / Vigo (Spain)

Eighth final



Match Team Statistics

Match No. 63

Egypt 30 - 29 Serbia

(15 - 14) (15 - 15)

24.7.2019. 14:15

Attendance: 80

As Travesas Sports Hall

Referees: Karim Gasmi (FRA) / Raouf Gasmi (FRA)

Shot distribution by player

4 A. Mohamed Morsy

5 M. Ramadan Mahmoud

1/1	1/1	1/1
2/2		2/2

1 post 1 block

8 S. Abdalla Ahmed

10 O. Khaled Hassan

1/1		
1/1		1/1

11 K. Walid Ibrahim

2/2		2/2
		1/1

18 O. Sami Dahroug

1/1		
		1/1
		1/1

42 H. Walid Kaddah

1/1		
4/4		

1 post 1 miss.

44 A. Hesham Mohamed

1/1		
1/1		

1 miss.

45 S. Mohamed Elderaa

		1/1
2/2		

1 block

55 H. Mamdouh Mohamed

69 G. Ayman Khorshid

1 post

74 Y. Mohammed

1 post

89 M. Magdy Elazhary

98 A. Ehab Hassan

		2/2

TOTAL

7/7	1/1	4/4
		1/1
10/10		7/7

4 post 2 miss. 2 block

Saves distribution goalkeepers

1 A. Mohamed Homayed

0/1		

16 A. Taha Ali

0/7	0/2	0/6
		0/2
0/2		0/8

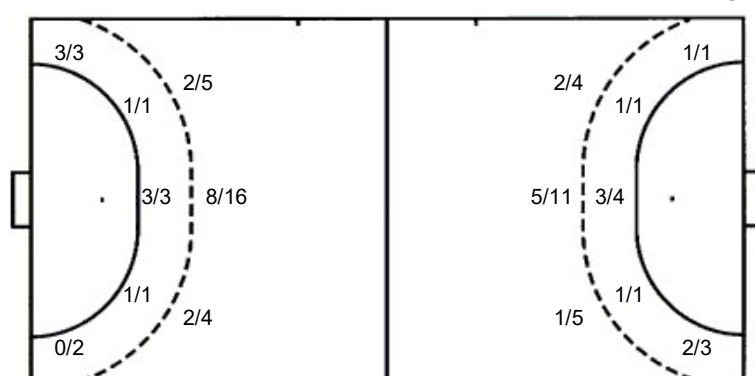
TOTAL

0/7	0/2	0/6
		0/2
0/3		0/8

Shots by position

ATTACK

DEFENSE



7m penalties 1/2
Fastbreak 8/11
Breakthrough 1/2
Long dist. 0/2

7m penalties 2/3
Fastbreak 3/4
Breakthrough 8/10
Long dist. 0/0

Shooting statistics

Position	Goals	Sav.	Miss.	Post	Blk.	Total	%
Back (9m)	12	6	2	3	2	25	48
Line (6m)	5	0	0	0	0	5	100
Wing	3	1	0	1	0	5	60
7m penalties	1	1	0	0	0	2	50
Fastbreak	8	3	0	0	0	11	73
Breakthrough	1	1	0	0	0	2	50
Total	30	12	2	4	2	50	60

Jersey number Tot. Total shooting 6m 6m (line) shooting 9m 9m shooting Wng Wing shooting FB Fastbreak sh. 7m 7m penalty sh.
Brk. Breakthrough sh. LD Long distance sh. As. Assists PC Pass clear chance E7 Earned 7m pen. TF Technical faults St. Steals
2m 2m punishments C7. Committed 7m E2 Earned 2m pun. YC. Yellow cards R/B Red/Blue cards Blk. Blocks S Starting Line-up

Handball statistics and livescore by Toma-soft ltd (www.toma-soft.hr)



2019 IHF Men's Junior (U21) World Championship

Pontevedra / Vigo (Spain)

Eighth final



Match Team Statistics

Match No. 63

Egypt 30 - 29 Serbia

(15 - 14) (15 - 15)

24.7.2019. 14:15

Attendance: 80

As Travesas Sports Hall

Referees: Karim Gasmi (FRA) / Raouf Gasmi (FRA)

Serbia

Players			Goals / shots									Attack					Def.			Penalties				TP	
#	Surname and name	S	Tot.	%	9m	6m	Wing	7m	FB	Brk.	LD	As.	PC	E7	E2	TF	St.	C7	Blk	YC	2m	R	B		
2	MICIC Ivan		4/4	100		3/3			1/1			1												29:31	
3	TOMIC Branko		5/5	100	1/1	1/1				3/3		1			1	2								11:45	
6	MILENKOVIC Vuk	S	1/2	50		1/2								1	1	3		1				1		32:10	
7	VIGNJEVIC Marko	S	2/5	40	1/4					1/1								1	1	1	1			51:21	
9	TODOROVIC Uroš		0/3	0	0/1		0/1		0/1							2	1							46:28	
16	TRNAVAC Andrej																							2:30	
19	RADIVOJEVIC Boris		2/2	100				2/2				2												34:27	
20	IVANOVIC Nikola	S	5/8	63	1/3		2/2	0/1	1/1	1/1														25:04	
23	NIKOLIC Jovica	S	3/5	60	1/3				1/1	1/1		4				4						2		36:40	
24	MILOSAVLJEVIC Marko		6/9	67	4/5					2/4			1	2	1									23:39	
25	PISARIC Djordje	S										1	1						1			1		19:36	
26	MILIC Milan		0/2	0	0/2							1												15:04	
29	MILIC Srdan	S	1/1	100			1/1					1				1								23:25	
42	MIJATOVIC Srdan		0/1	0	0/1								1			1						1		18:03	
90	JANDRIC Todor	S																						50:17	
	Team / bench																					1	1	1	
	UKUPNO		29/47	62	8/20	5/6	3/4	2/3	3/4	8/10	0/0	11	3	3	3	13	1	2	2	2	7	1	0		

Goalkeepers		Saves / shots								
#.	Surname and name	Tot.	%	9m	6m	Wing	7m	FB	Brk.	LD
16	TRNAVAC Andrej	1/3	33	0/1		0/1		1/1		
90	JANDRIC Todor	12/40	30	6/17	0/5	1/3	1/2	2/10	1/2	1/1
	TOTAL	13/43	30	6/18	0/5	1/4	1/2	4/11	1/2	1/1

Coach: **Boris Rojevic**

Number of attacks: 59, Efficiency: 49%, Average Duration: 34.1 seconds

Attack by type of defense

	Shots	9m	6m	Wing	TF	E7	E2
On def. 6-0	16/27	4/11	4/5	3/4	9	1	2
On def. 5-1	8/12	4/8	1/1	0/0	4	2	1
On def. press.	0/1	0/1	0/0	0/0	0	0	0
Fastbreak	3/4				0	0	0

Attack with goalkeeper out

	Attack				Reaction		
	Att.	Eff.	Shots	TF	FB	LD	Tot.
GK out (7 on 6)	3	33%	1/2	2	1/1	0/0	1/1
GK out pl. minority	3	100%	3/4	0	1/1	0/0	1/1
GK in	53	47%	25/41	11	6/9	0/2	6/11

GK out attack is counted if one part or whole attack was GK out

Attack with player superiority/minority

	Attack				Reaction		
	Att.	Eff.	Shots	TF	FB	LD	Tot.
Superiority +1	7	71%	5/5	2	1/1	0/0	1/1
Normal	26	46%	12/23	6	4/4	0/1	4/5
Minority -1	17	41%	7/12	3	1/3	0/1	1/4
Minority -2	3	33%	1/3	0	1/1	0/0	1/1

Player superiority counted at the end of attack (in case it changes during attack)

Defense by type

	Total	9m	6m	Wing	Stl.	C7	2m
Def. 6-0	11/22	6/15	3/3	2/3	0	2	3
Def. 5-1	10/15	6/10	2/2	1/2	1	0	4
Fastbreak	8/11				0	0	0

Defense with opponent goalkeeper out

	Attack				Reaction		
	Att.	Eff.	Shots	TF	FB	LD	Tot.
GK in	59	51%	30/52	7	3/4	0/0	3/4

Defense with player superiority/minority

	Attack				Reaction		
	Att.	Eff.	Shots	TF	FB	LD	Tot.
Minority -2	3	100%	3/3	0	0/0	0/0	0/0
Minority -1	16	25%	4/12	0	1/2	0/0	1/2
Normal	28	61%	17/26	4	1/1	0/0	1/1
Superiority +1	6	33%	2/4	2	1/1	0/0	1/1

#	Jersey number	Tot.	Total shooting	6m	6m (line) shooting	9m	9m shooting	Wng	Wing shooting	FB	Fastbreak sh.	7m	7m penalty sh.
Brk.	Breakthrough sh.	LD	Long distance sh.	As.	Assists	PC	Pass clear chance	E7	Earned 7m pen.	TF	Technical faults	St.	Steals
2m	2m punishments	C7.	Committed 7m	E2	Earned 2m pun.	YC.	Yellow cards	R/B	Red/Blue cards	Blk.	Blocks	S	Starting Line-up



2019 IHF Men's Junior (U21) World Championship

Pontevedra / Vigo (Spain)

Eighth final



Match Team Statistics

Match No. 63

Egypt 30 - 29 Serbia

(15 - 14) (15 - 15)

24.7.2019. 14:15

Attendance: 80

As Travesas Sports Hall

Referees: Karim Gasmi (FRA) / Raouf Gasmi (FRA)

Shot distribution by player

2 I. Micic

2/2		
		2/2

3 B. Tomic

		2/2
		1/1
1/1		1/1

6 V. Milenkovic

1/1		

7 M. Vignjevic

		2/2

1 miss. 2 block

9 U. Todorovic

2 miss.

19 B. Radivojevic

	1/1	
1/1		

20 N. Ivanovic

2/2		
		2/2

1 post 1/1 lob

23 J. Nikolic

	1/1	
		2/2

1 post 1 miss.

24 M. Milosavljevic

2/2		1/1
		1/1
1/1		1/1

1 miss.

25 D. Pisaric

26 M. Milic

1 post 1 block

29 S. Milic

		1/1

42 S. Mijatovic

1 block

TOTAL

7/7	2/2	6/6
		2/2
3/3		8/8

3 post 5 miss. 4 block 1/1 lob

Saves distribution goalkeepers

16 A. Trnavac

		0/1
0/1		

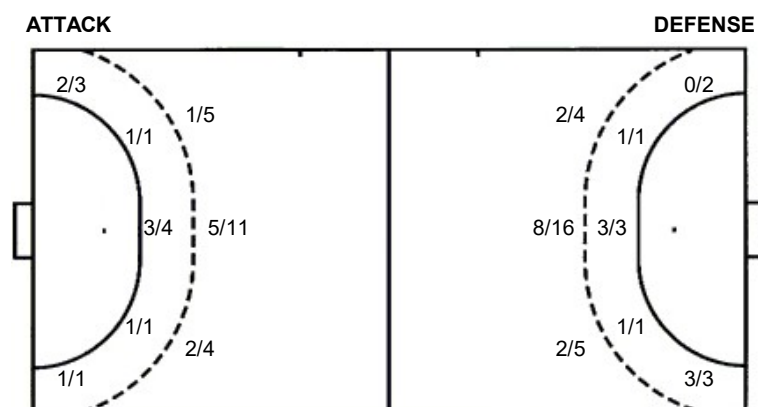
90 T. Jandric

0/7	0/1	0/4
0/9		0/7

TOTAL

0/7	0/1	0/4
		0/1
0/10		0/7

Shots by position



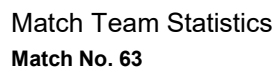
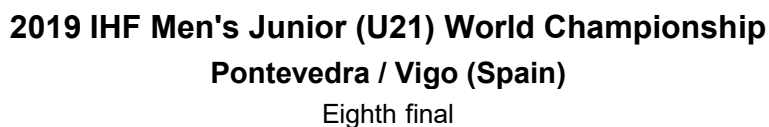
7m penalties 2/3
Fastbreak 3/4
Breakthrough 8/10
Long dist. 0/0

7m penalties 1/2
Fastbreak 8/11
Breakthrough 1/2
Long dist. 0/2

Shooting statistics

Position	Goals	Sav.	Miss.	Post	Blk.	Total	%
Back (9m)	8	1	4	3	4	20	40
Line (6m)	5	1	0	0	0	6	83
Wing	3	0	1	0	0	4	75
7m penalties	2	1	0	0	0	3	67
Fastbreak	3	1	0	0	0	4	75
Breakthrough	8	2	0	0	0	10	80
Total	29	6	5	3	4	47	62

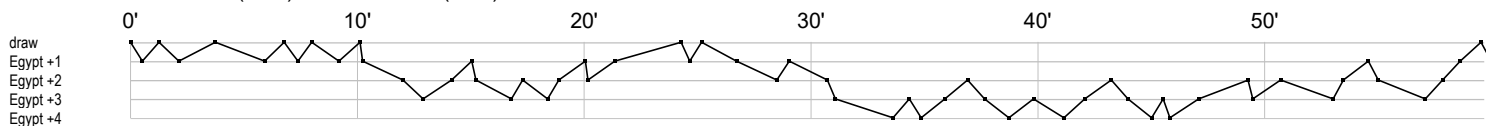
#	Jersey number	Tot.	Total shooting	6m	6m (line) shooting	9m	9m shooting	Wng	Wing shooting	FB	Fastbreak sh.	7m	7m penalty sh.
Brk.	Breakthrough sh.	LD	Long distance sh.	As.	Assists	PC	Pass clear chance	E7	Earned 7m pen.	TF	Technical faults	St.	Steals
2m	2m punishments	C7.	Committed 7m	E2	Earned 2m pun.	YC.	Yellow cards	R/B	Red/Blue cards	Blk.	Blocks	S	Starting Line-up



Egypt 30 - 29 Serbia
(15 - 14) (15 - 15)

24.7.2019. 14:15
Attendance: 80
As Travesas Sports Hall

Referees: Karim Gasmi (FRA) / Raouf Gasmi (FRA)



1	Mohamed																		r
4	Mohamed																		
5	Ramadan	g	e	a	f	a	g	a					g	f g	f	g	a	g	f g o2
8	Abdalla	y	f	t	p	2		f					f	a	i	p			
10	Khaled		f	g		g				f		g							
11	Walid Ibrahim		e	i		g	x				a	g	g	g		f			g t
16	Taha Ali A	r	r	r	r	s	r	saf	r	r	s	r	r	r	pr	r	r	s	r
18	Sami Dahroug		g													g	g		
42	Walid Kaddah						g	g		x	f	g	f			g		f	t x
44	Hesham							f	gi	f	t						g	t	
45	Mohamed	g	p				gc						aa	f	x		p		g a f
55	Mamdouh									f	b	a							
69	Ayman												a			f			
74	Mohammed Y					2c		f										t	
89	Magdy																		
98	Ehab Hassan	f				gi	t			g									

2	Micic I		a	g						g	g	g								
3	Tomic B	g	g	a				i	t		g		t					g	g	
6	Milenkovic V	c	f	g	2					t	tt									ei
7	Vignjevic M	y	c					f	g	2			g	f						f
9	Todorovic U					tf				t	b	f							f	
16	Trnava A												r	s	r					
19	Radojcevic B							g	a		a									g
20	Ivanovic N			g	g		f		f					g	f					g g
23	Nikolic J	a	t		a2			g		t	t	f		t2					g	g
24	Milosavljevic					e	ei		g	g	g	g					fg	f	g	p
25	Pisarc D			p		2							x		a					
26	Milic M												f		a	f				
29	Milic S		g	t		a														
42	Mijatovic S									p	f						2			
90	Jandric T	r	r	s	s	r	r	s	r	r	r	r	s	s	s	r	r	r	r	r

In game	g Goal scored	f Missed shot	a Assist	t Technical faults	b Steal
2 2min suspension	e Earned 7m	c Committed 7m	y Yellow card	r Red Card	k Blue card
i Earned 2min.	x Block	4 4min suspension	p Pass for clear chance	s Saved shot	r Received goal