



2019 IHF Men's Junior (U21) World Championship

Pontevedra / Vigo (Spain)

Group D



Match Team Statistics
Match No. 59

Norway 31 - 21 Argentina
(15 - 11) (16 - 10)

22.7.2019. 10:00
Attendance: 300
Pavillon Municipal de
Deportes de Pontevedra

Referees: Novica Mitrović (MNE) / Miljan Vesović (MNE)

Norway

Players		Goals / shots									Attack					Def.			Penalties			TP			
#	Surname and name	S	Tot.	%	9m	6m	Wing	7m	FB	Brk.	LD	As.	PC	E7	E2	TF	St.	C7	Blk	YC	2m	R	B		
1	HAUG Robin Paulsen	S																							
2	NAERLAND Ole	S	3/3	100		3/3																			44:04
3	LUNDE Felix Abrahamsen																								
4	SIMONSEN Sander Lovlie	S	1/1	100					1/1																29:03
8	HELDAL Sindre		3/5	60			0/1	1/1	2/3																30:07
9	HAUGSENG Rassin	S										1	2						1	1					35:13
10	HAUGSENG Tord		2/2	100	2/2							2				1		1	1						18:13
11	HAUGSENG Andreas Horst		3/3	100	3/3							1	2	1		2									43:19
12	IMSGARD Emil Kheri											2													52:40
13	LODE Tord Aksnes	S	4/7	57			3/6		1/1									1		1					30:00
14	PETTERSEN Simen Holand		4/7	57	2/4					2/3		1			3	4						2			29:33
19	BOILESEN Thomas Horneland	S	3/4	75	1/2					2/2		4				4						1			29:08
20	STORBUGT August																		1			1			12:29
24	RONNINGEN Vette	S	4/6	67	2/3	1/2				1/1		1						1	1			1			22:10
26	MITROVIC Alexander		1/4	25	1/3					0/1			1										1		13:42
77	SEIME Leander Myklebust		3/5	60			3/4		0/1																30:19
	Team / bench																								
	UKUPNO		31/47	66	11/17	4/5	6/11	1/1	4/6	5/7	0/0	12	5	1	3	11	0	4	3	2	7	0	0		

Goalkeepers		Saves / shots								
#	Surname and name	Tot.	%	9m	6m	Wing	7m	FB	Brk.	LD
1	HAUG Robin Paulsen									
12	IMSGARD Emil Kheri	14/33	42	3/12	3/7	3/3	1/2	1/3	2/5	1/1
	TOTAL	14/33	42	3/12	3/7	3/3	1/2	1/3	2/5	1/1

Coach: Joar Gjerde

Number of attacks: 58, Efficiency: 53%, Average Duration: 25.1 seconds

Attack by type of defense

	Shots	9m	6m	Wing	TF	E7	E2
On def. 6-0	17/28	7/12	2/3	3/7	9	0	2
On def. 5-1	9/12	4/5	2/2	3/4	2	1	1
Fastbreak	4/6				0	0	0

Defense by type

	Total	9m	6m	Wing	Stl.	C7	2m
Def. 6-0	15/36	9/21	4/7	0/4	0	4	7
Fastbreak	2/3				0	0	0

Attack with goalkeeper out

	Attack				Reaction		
	Att.	Eff.	Shots	TF	FB	LD	Tot.
GK out pl. minority	4	100%	4/4	0	0/0	0/0	0/0
GK in	54	50%	27/43	11	2/3	2/3	4/6

GK out attack is counted if one part or whole attack was GK out

Attack with player superiority/minority

	Attack				Reaction		
	Att.	Eff.	Shots	TF	FB	LD	Tot.
Superiority +1	5	40%	2/6	1	1/1	0/0	1/1
Normal	37	54%	20/28	7	1/2	0/1	1/3
Minority -1	14	57%	8/11	3	0/0	2/2	2/2
Minority -2	1	100%	1/1	0	0/0	0/0	0/0

Player superiority counted at the end of attack (in case it changes during attack)

Defense with opponent goalkeeper out

	Attack				Reaction		
	Att.	Eff.	Shots	TF	FB	LD	Tot.
GK out (7 on 6)	0	0%	0/0	0	0/0	0/0	0/0
GK in	57	37%	21/46	13	4/6	0/0	4/6

Defense with player superiority/minority

	Attack				Reaction		
	Att.	Eff.	Shots	TF	FB	LD	Tot.
Minority -2	2	0%	0/1	1	0/0	0/0	0/0
Minority -1	14	43%	6/12	4	2/2	0/0	2/2
Normal	35	37%	13/28	7	2/3	0/0	2/3
Superiority +1	6	33%	2/6	0	0/1	0/0	0/1

Jersey number Tot. Total shooting 6m 6m (line) shooting 9m 9m shooting Wng. Wing shooting FB Fastbreak sh. 7m 7m penalty sh.
Brk. Breakthrough sh. LD Long distance sh. As. Assists PC Pass clear chance E7 Earned 7m pen. TF Technical faults St. Steals
2m 2m punishments C7 Committed 7m E2 Earned 2m pun. YC. Yellow cards R/B Red/Blue cards Blk. Blocks S Starting Line-up



2019 IHF Men's Junior (U21) World Championship

Pontevedra / Vigo (Spain)

Group D



Match Team Statistics

Match No. 59

Norway 31 - 21 Argentina

(15 - 11) (16 - 10)

22.7.2019. 10:00

Attendance: 300

Pavillon Municipal de
Deportes de Pontevedra

Referees: Novica Mitrović (MNE) / Miljan Vesović (MNE)

Shot distribution by player

2 O. Naerland

		1/1
2/2		

3 F. Lunde

4 S. Simonsen

		1/1

8 S. Heldal

	2/2	1/1

9 R. Haugseng

10 T. Haugseng

	2/2	

11 A. Haugseng

	1/1		2/2

13 T. Lode

2/2		1/1

1 miss. 1/1 lob

14 S. Pettersen

		1/1
2/2		1/1

19 T. Bolesen

1/1		
		1/1
		1/1

20 A. Storbugt

24 V. Ronningen

		1/1
2/2		1/1

26 A. Mitrovic

1/1		

1 miss.

77 L. Seime

		2/2
		1/1

2 post

TOTAL

4/4	2/2	7/7
2/2		4/4
5/5	2/2	4/4

2 post 2 miss. 1/1 lob

Saves distribution goalkeepers

1 R. Haug

12 E. Imsgard

0/3	0/1	0/1
0/1	0/2	0/2
0/3	0/2	0/6

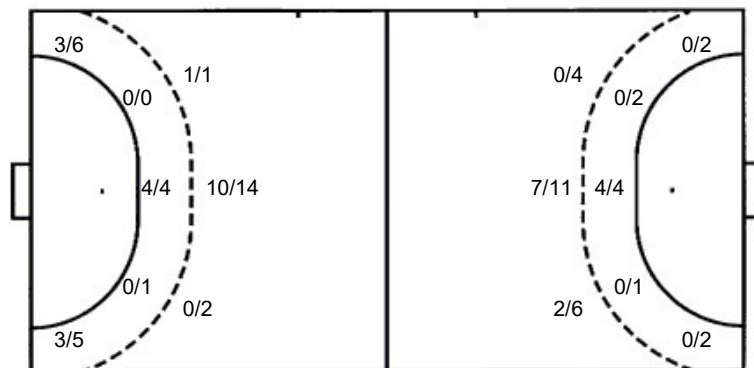
TOTAL

0/3	0/1	0/1
0/1	0/2	0/2
0/3	0/2	0/6

Shots by position

ATTACK

DEFENSE



7m penalties 1/1
Fastbreak 4/6
Breakthrough 5/7
Long dist. 0/0

7m penalties 1/4
Fastbreak 2/3
Breakthrough 3/5
Long dist. 2/3

Shooting statistics

Position	Goals	Sav.	Miss.	Post	Blk.	Total	%
Back (9m)	11	5	1	0	0	17	65
Line (6m)	4	1	0	0	0	5	80
Wing	6	3	1	1	0	11	55
7m penalties	1	0	0	0	0	1	100
Fastbreak	4	1	0	1	0	6	67
Breakthrough	5	2	0	0	0	7	71
Total	31	12	2	2	0	47	66



2019 IHF Men's Junior (U21) World Championship

Pontevedra / Vigo (Spain)

Group D



Match Team Statistics

Match No. 59

Norway 31 - 21 Argentina

(15 - 11) (16 - 10)

22.7.2019. 10:00

Attendance: 300

Pavillon Municipal de
Deportes de Pontevedra

Referees: Novica Mitrović (MNE) / Miljan Vesović (MNE)

Argentina

#	Surname and name	S	Goals / shots								Attack					Def.			Penalties			TP		
			Tot.	%	9m	6m	Wing	7m	FB	Brk.	LD	As.	PC	E7	E2	TF	St.	C7	Blk	YC	2m		R	B
1	GIOVAGNOLA Santiago Agustin	S																						44:44
3	FLORES Tomas Ezequiel	S	0/3	0			0/2	0/1																30:00
4	GONZALEZ Franco		0/5	0	0/3	0/1			0/1															29:17
5	SAUD SULAK Federico Tomas	S	1/1	100	1/1									1									1	20:31
7	GIMENEZ Federico Agustin	S	0/1	0	0/1									2		1							1	31:18
8	SCHANKULA Valentin		1/2	50	1/1	0/1																		25:30
9	MARTINEZ CAMI Pedro	S	4/6	67	1/2				1/1	1/2	1/1	2	3									2	2	22:49
10	MINGUEZ Pablo Emanuel		1/3	33	0/1	0/1						1	2		1									21:12
11	LOPEZ PEREZ Ignacio Tomas	S	2/4	50	1/1			0/1		1/2		3											1	34:07
13	SANFELIPPO Manuel Augusto		1/1	100					1/1															15:46
14	BASUALDO Mauricio		2/5	40	2/5											1							1	17:17
16	CANETE Tomas		2/5	40	2/5							2	1	2	2									28:46
17	PARES Juan Valentin		3/6	50	1/1		0/1	1/2				1												24:53
18	MARINARO Tomas Joaquin	S	2/3	67		2/2	0/1							2	1	2							1	32:01
19	SAMUDIO Nicolas Alejandro		2/2	100		2/2									1								1	28:57
21	SCHENKEL David Hernan											1												12:52
	Team / bench																							
	UKUPNO		21/47	45	9/21	4/7	0/4	1/4	2/3	3/5	2/3	5	13	4	7	13	2	1	0	3	3	0	0	

#	Surname and name	Saves / shots								
		Tot.	%	9m	6m	Wing	7m	FB	Brk.	LD
1	GIOVAGNOLA Santiago Agustin	10/33	30	4/11	1/5	3/7		1/4	1/6	
21	SCHENKEL David Hernan	2/10	20	1/5		0/2	0/1	0/1	1/1	
	TOTAL	12/43	28	5/16	1/5	3/9	0/1	2/5	2/7	0/0

Coach: **Fernando Luis Capurro**

Number of attacks: 58, Efficiency: 36%, Average Duration: 37.0 seconds

Attack by type of defense

	Shots	9m	6m	Wing	TF	E7	E2
On def. 6-0	15/36	9/21	4/7	0/4	13	4	7
Fastbreak	2/3				0	0	0

Defense by type

	Total	9m	6m	Wing	Stl.	C7	2m
Def. 6-0	17/28	7/12	2/3	3/7	2	0	2
Def. 5-1	9/12	4/5	2/2	3/4	0	1	1
Fastbreak	4/6				0	0	0

Attack with goalkeeper out

	Attack				Reaction		
	Att.	Eff.	Shots	TF	FB	LD	Tot.
GK out pl. minority	1	0%	0/1	0	0/0	0/0	0/0
GK in	57	37%	21/46	13	4/6	0/0	4/6

GK out attack is counted if one part or whole attack was GK out

Defense with opponent goalkeeper out

	Attack				Reaction		
	Att.	Eff.	Shots	TF	FB	LD	Tot.
GK out (7 on 6)	0	0%	0/0	0	0/0	0/0	0/0
GK in	54	50%	27/43	11	2/3	2/3	4/6

Attack with player superiority/minority

	Attack				Reaction		
	Att.	Eff.	Shots	TF	FB	LD	Tot.
Superiority +2	2	0%	0/1	1	0/0	0/0	0/0
Superiority +1	14	43%	6/12	4	2/2	0/0	2/2
Normal	35	37%	13/28	7	2/3	0/0	2/3
Minority -1	6	33%	2/6	0	0/1	0/0	0/1

Player superiority counted at the end of attack (in case it changes during attack)

Defense with player superiority/minority

	Attack				Reaction		
	Att.	Eff.	Shots	TF	FB	LD	Tot.
Minority -1	5	40%	2/6	1	1/1	0/0	1/1
Normal	37	54%	20/28	7	1/2	0/1	1/3
Superiority +1	14	57%	8/11	3	0/0	2/2	2/2
Superiority +2	1	100%	1/1	0	0/0	0/0	0/0

Jersey number Tot. Total shooting 6m 6m (line) shooting 9m 9m shooting Wng. Wing shooting FB Fastbreak sh. 7m 7m penalty sh.
 Brk. Breakthrough sh. LD Long distance sh. As. Assists E7 Earned 7m pen. TF Technical faults St. Steals
 2m 2m punishments C7. Committed 7m E2 Earned 2m pun. YC. Yellow cards R/B Red/Blue cards Blk. Blocks S Starting Line-up



2019 IHF Men's Junior (U21) World Championship

Pontevedra / Vigo (Spain)

Group D



Match Team Statistics

Match No. 59

Norway 31 - 21 Argentina

(15 - 11) (16 - 10)

22.7.2019. 10:00

Attendance: 300

Pavillon Municipal de Deportes de Pontevedra

Referees: Novica Mitrović (MNE) / Miljan Vesović (MNE)

Shot distribution by player

3 T. Flores

1 miss.

4 F. Gonzalez

1 post

5 F. Saud Sulak

1/1		

7 F. Gimenez

1 block

8 V. Schankula

	1/1	

9 P. Martinez Cami

	1/1	1/1
1/1		1/1

1 miss.

10 P. Minguez

1/1		

1 block

11 I. Lopez Perez

	1/1	1/1

1 post

13 M. Sanfelippo

1/1		

14 M. Basualdo

1/1		
		1/1

1 miss. 1 block

16 T. Canete

		1/1
	1/1	

3 miss.

17 J. Pares

	1/1	
		2/2

1 miss.

18 T. Marinaro

1/1		1/1

19 N. Samudio

1/1		

1/1

TOTAL

3/3	1/1	1/1
1/1	2/2	2/2
3/3	2/2	6/6

2 post 7 miss. 3 block

Saves distribution goalkeepers

1 S. Giovagnola

0/4	0/1	0/4
0/2		0/4
0/3	0/1	0/3

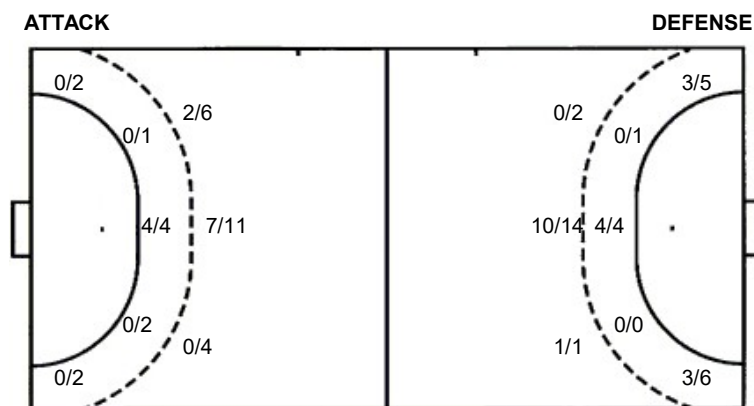
21 D. Schenkel

	0/1	0/3
0/2	0/1	0/1

TOTAL

0/4	0/2	0/7
0/2		0/4
0/5	0/2	0/4

Shots by position



7m penalties 1/4
Fastbreak 2/3
Breakthrough 3/5
Long dist. 2/3

7m penalties 1/1
Fastbreak 4/6
Breakthrough 5/7
Long dist. 0/0

Shooting statistics

Position	Goals	Sav.	Miss.	Post	Blk.	Total	%
Back (9m)	9	3	5	1	3	21	43
Line (6m)	4	3	0	0	0	7	57
Wing	0	3	1	0	0	4	0
7m penalties	1	1	1	1	0	4	25
Fastbreak	2	1	0	0	0	3	67
Breakthrough	3	2	0	0	0	5	60
Total	19	13	7	2	3	44	43



2019 IHF Men's Junior (U21) World Championship

Pontevedra / Vigo (Spain)

Group D



Match Team Statistics
Match No. 59

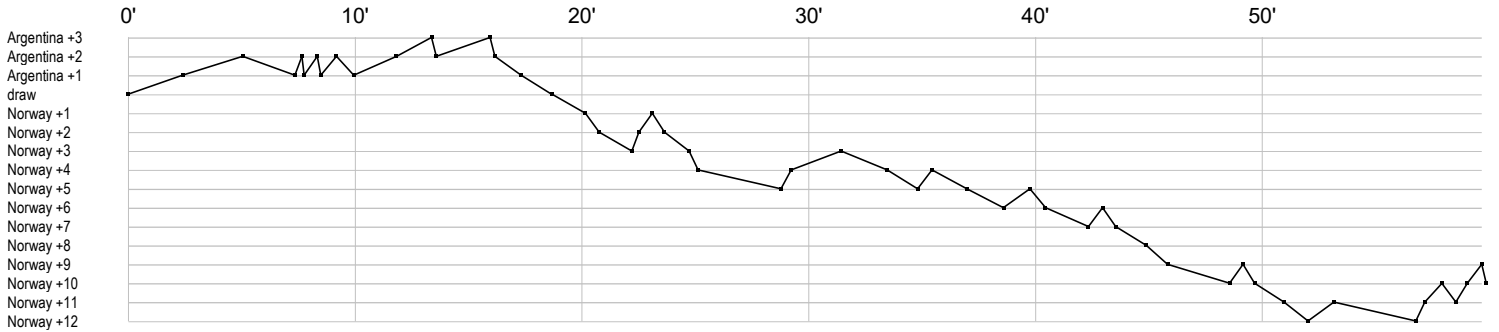
Norway 31 - 21 Argentina
(15 - 11) (16 - 10)

22.7.2019. 10:00

Attendance: 300

Pavillon Municipal de
Deportes de Pontevedra

Referees: Novica Mitrović (MNE) / Miljan Vesović (MNE)



Norway

1 Haug R	
2 Naerland O	g
3 Lunde F	
4 Simonsen S	g
8 Heldal S	f g g f g
9 Haugseng R	y p a p x
10 Haugseng T	g a a 2c x t g
11 Haugseng A	p t p gg a g t e
12 Inmsgard E	sr s sr r r r sr r r s a rr sr r r s r r r s s s r assr r r r
13 Lode T	f g y f g g c g f
14 Pettersen S	fi t t t g 2 g i f f g a t g i 2
19 Boilesen T	a t f t g a t g2 a g
20 Storbugt A	c 2
24 Ronningen V	fg g x 2c a f
26 Mitrovic A	pf g f2 f
77 Seime L	g f g f g

Argentina

1 Giovagnola S	s s r r r r s sr r r r r r r r s r s s s r r r r r s r r
3 Flores T	t c f f e f i t
4 Gonzalez F	f f f f f
5 Saud Sulak F	a t g y
7 Gimenez F	y p f i p
8 Schankula V	f g
9 Martinez	bgp t pg a g f p a b g t f
10 Minguez P	i p a f p f g
11 Lopez Perez I	t 2 t g g p p f t f p
13 Sanfelippo M	
14 Basualdo M	f g f g f t 2
16 Canete T	f i t g f f p i e p t g
17 Pares J	f p g f g g
18 Marinaro T	y g g t e f t e i
19 Samudio N	gi 2 g
21 Schenkel D	r r r r r s r

In game	g Goal scored	f Missed shot	a Assist	t Technical faults	b Steal
2 2min suspension	e Eearned 7m	c Committed 7m	y Yellow card	r Red Card	k Blue card
i Earned 2min.	x Block	4 4min suspension	p Pass for clear chance	s Saved shot	r Received goal