



2019 IHF Men's Junior (U21) World Championship

Pontevedra / Vigo (Spain)

Group B



Match Team Statistics

Match No. 53

Sweden 41 - 25 Nigeria

(21 - 14) (20 - 11)

22.7.2019. 12:00

Attendance: 100

As Travesas Sports Hall

Referees: Amar Konjicanin (BIH) / Dino Konjicanin (BIH)

Sweden

Players		Goals / shots										Attack					Def.			Penalties				TP
#	Surname and name	S	Tot.	%	9m	6m	Wing	7m	FB	Brk.	LD	As.	PC	E7	E2	TF	St.	C7	Blk	YC	2m	R	B	
1	LANDGREN Mans	S										2	1											36:52
2	DAVIDSSON Gustav	S	5/6	83						5/6		5	2					1			1			42:18
4	LINDBERG Samuel	S	3/4	75			2/3		1/1			1				1								30:54
7	MORAND Axel		6/8	75			5/7		1/1			1				1								50:12
8	WEDBERG Gustaf		13/16	81	1/1		2/4	2/3	7/7	1/1				1	1		1							28:09
9	WALLINIUS Karl	S	3/4	75	1/2	1/1				1/1				1	1	3		1	1		2			34:57
10	HOGHELM William													1	1	1								10:03
12	HVENFELT Erik																							
13	HOGBER Ludvig	S										1												21:35
14	THURIN Jack	S	1/2	50	1/1					0/1		2	1			2		1						25:49
16	BANKE Gustaf															1								21:14
19	EKMAN Marcus																							
22	SALIHI Gzim		2/4	50	0/1					2/3		6	1			1								34:11
25	JURMALA ASTROM Ludvig	S	3/3	100	1/1	1/1			1/1			3		1	1		1		1					38:40
26	SANDBERG David		5/6	83	1/1				3/4	1/1		5	2		1	1		1	1	1				45:06
28	SVENSSON Jonathan																							
	Team / bench																							
	UKUPNO		41/53	77	5/7	2/2	9/14	2/3	13/14	10/13	0/0	26	7	3	5	11	2	4	3	1	3	0	0	

Goalkeepers		Saves / shots									
#	Surname and name	Tot.	%	9m	6m	Wing	7m	FB	Brk.	LD	
1	LANDGREN Mans	7/24	29	4/10	2/3	0/2	0/2	0/1	1/6		
12	HVENFELT Erik										
16	BANKE Gustaf	3/11	27	1/6		0/1	1/2	0/1	1/1		
	TOTAL	10/35	29	5/16	2/3	0/3	1/4	0/2	2/7	0/0	

Coach: **Jerry Hallback**

Number of attacks: 63, Efficiency: 65%, Average Duration: 21.2 seconds

Attack by type of defense

	Shots	9m	6m	Wing	TF	E7	E2
On def. 6-0	10/15	2/4	1/1	5/8	5	2	2
On def. 5-1	8/9	2/2	1/1	3/4	5	1	2
On def. 4-2	0/1	0/0	0/0	0/1	0	0	0
On def. 3-3	1/1	0/0	0/0	0/0	0	0	0
On def. press.	7/10	1/1	0/0	1/1	1	0	1
Fastbreak	13/14				0	0	0

Attack with goalkeeper out

	Attack				Reaction			
	Att.	Eff.	Shots	TF	FB	LD	Tot.	
GK out pl. minority	1	100%	1/1	0	0/0	0/0	0/0	
GK in	62	65%	40/52	11	2/2	0/0	2/2	

GK out attack is counted if one part or whole attack was GK out

Attack with player superiority/minority

	Attack				Reaction			
	Att.	Eff.	Shots	TF	FB	LD	Tot.	
Superiority +1	15	73%	11/14	1	0/0	0/0	0/0	
Normal	39	67%	26/30	9	2/2	0/0	2/2	
Minority -1	6	33%	2/6	1	0/0	0/0	0/0	

Player superiority counted at the end of attack (in case it changes during attack)

Defense by type

	Total	9m	6m	Wing	Stl.	C7	2m
Def. 6-0	20/39	11/23	1/5	3/3	2	4	3
Fastbreak	2/2				0	0	0

Defense with opponent goalkeeper out

	Attack				Reaction			
	Att.	Eff.	Shots	TF	FB	LD	Tot.	
GK in	64	39%	25/45	22	13/14	0/0	13/14	

Defense with player superiority/minority

	Attack				Reaction			
	Att.	Eff.	Shots	TF	FB	LD	Tot.	
Minority -1	9	78%	7/7	2	0/0	0/0	0/0	
Normal	38	26%	10/24	15	10/10	0/0	10/10	
Superiority +1	14	43%	6/12	4	3/4	0/0	3/4	
Superiority +2	1	100%	1/1	0	0/0	0/0	0/0	

#	Jersey number	Tot.	Total shooting	6m	6m (line) shooting	9m	9m shooting	Wng	Wing shooting	FB	Fastbreak sh.	7m	7m penalty sh.
Brk.	Breakthrough sh.	LD	Long distance sh.	As.	Assists	PC	Pass clear chance	E7	Earned 7m pen.	TF	Technical faults	St.	Steals
2m	2m punishments	C7.	Committed 7m	E2	Earned 2m pun.	YC.	Yellow cards	R/B	Red/Blue cards	Blk.	Blocks	S	Starting Line-up

Handball statistics and livescore by Toma-soft ltd (www.toma-soft.hr)



2019 IHF Men's Junior (U21) World Championship

Pontevedra / Vigo (Spain)

Group B



Match Team Statistics

Match No. 53

Sweden 41 - 25 Nigeria

(21 - 14) (20 - 11)

22.7.2019. 12:00

Attendance: 100

As Travesas Sports Hall

Referees: Amar Konjicanin (BIH) / Dino Konjicanin (BIH)

Shot distribution by player

2 G. Davidsson

1/1		
3/3		1/1

4 S. Lindberg

2/2		
		1/1

1 post

7 A. Morand

2/2		2/2
1/1		1/1

1 post 1 miss.

8 G. Wedberg

4/4		2/2
2/2		
1/1		3/3

1 post 1 miss. 1/1 lob

9 K. Wallinius

1/1		
1/1		
		1/1

1 post

10 W. Hoghielm

13 L. Hogber

14 J. Thurin

1/1		

19 M. Ekman

22 G. Salihi

2/2		

1 block

25 L. Jurmala Astrom

		2/2
1/1		

26 D. Sandberg

2/2	1/1	2/2

28 J. Svensson

TOTAL

10/10		4/4
3/3		2/2
11/11	1/1	9/9

4 post 2 miss. 1 block 1/1 lob

Saves distribution goalkeepers

1 M. Landgren

0/2		0/1
0/3		
0/5	0/1	0/4

12 E. Hvenfelt

16 G. Banke

0/6		0/1

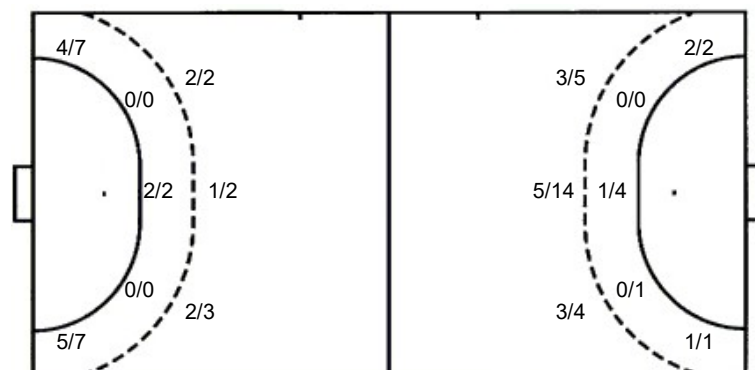
TOTAL

0/2		0/1
0/3		
0/11	0/1	0/5

Shots by position

ATTACK

DEFENSE



Shooting statistics

Position	Goals	Sav.	Miss.	Post	Blk.	Total	%
Back (9m)	5	0	0	1	1	7	71
Line (6m)	2	0	0	0	0	2	100
Wing	9	1	1	3	0	14	64
7m penalties	2	0	1	0	0	3	67
Fastbreak	13	1	0	0	0	14	93
Breakthrough	10	3	0	0	0	13	77
Total	41	5	2	4	1	53	77

#	Jersey number	Tot.	Total shooting	6m	6m (line) shooting	9m	9m shooting	Wng	Wing shooting	FB	Fastbreak sh.	7m	7m penalty sh.
Brk.	Breakthrough sh.	LD	Long distance sh.	As.	Assists	PC	Pass clear chance	E7	Earned 7m pen.	TF	Technical faults	St.	Steals
2m	2m punishments	C7.	Committed 7m	E2	Earned 2m pun.	YC.	Yellow cards	R/B	Red/Blue cards	Blk.	Blocks	S	Starting Line-up



2019 IHF Men's Junior (U21) World Championship

Pontevedra / Vigo (Spain)

Group B



Match Team Statistics

Match No. 53

Sweden 41 - 25 Nigeria

(21 - 14) (20 - 11)

22.7.2019. 12:00

Attendance: 100

As Travesas Sports Hall

Referees: Amar Konjicanin (BIH) / Dino Konjicanin (BIH)

Nigeria

Players		Goals / shots										Attack					Def.			Penalties				TP
#	Surname and name	S	Tot.	%	9m	6m	Wing	7m	FB	Brk.	LD	As.	PC	E7	E2	TF	St.	C7	Blk	YC	2m	R	B	
2	MOHAMMED D. Abdullahi	S	3/5	60	1/3				1/1	1/1		3	1			4	2							31:58
4	OWOLABI Ibrahim Adio	S	2/6	33	0/1	0/1				2/4		1	1	1	1	3							1	56:45
7	ANAS Mohammed	S	5/6	83	1/1		1/1	3/4					1	1		8	1							57:47
10	COLE Gbenga Tobi		4/8	50	4/7					0/1			1			3						1		39:37
11	ATABOH Abdullahi	S												1		1		1					1	13:29
12	SOLOMON Michael Agbaji	S																						17:15
14	USMAN Suleiman		2/3	67	1/1	1/2								1	1									11:45
17	IBRAHIM Jamilu																	1	1			1		27:14
19	TERRUMUN Serumun Ezekiel															1								37:28
21	ROTIBI Victor Gbenga	S	6/8	75	4/6		1/1		1/1							1		1				1		60:00
25	HASSAN Nasiru	S	1/5	20	0/3	0/1				1/1			1			1						1		52:42
30	AGADA Anthony Ngbede		2/4	50	0/1	0/1	1/1			1/1														14:00
Team / bench																								
UKUPNO			25/45	56	11/23	1/5	3/3	3/4	2/2	5/8	0/0	4	5	4	2	22	3	3	1	0	3	3	0	

Goalkeepers		Saves / shots									
#	Surname and name	Tot.	%	9m	6m	Wing	7m	FB	Brk.	LD	
12	SOLOMON Michael Agbaji	2/13	15	0/2		0/4	0/1	0/2	2/4		
19	TERRUMUN Serumun Ezekiel	3/33	9	0/3	0/2	1/6	0/1	1/12	1/9		
TOTAL		5/46	11	0/5	0/2	1/10	0/2	1/14	3/13	0/0	

Coach: Shittu Adewunmi Olumide

Number of attacks: 64, Efficiency: 39%, Average Duration: 35.3 seconds

Attack by type of defense

	Shots	9m	6m	Wing	TF	E7	E2
On def. 6-0	20/39	11/23	1/5	3/3	21	4	2
On def. 5-1	0/0	0/0	0/0	0/0	1	0	0
Fastbreak	2/2				0	0	0

Attack with goalkeeper out

	Attack				Reaction		
	Att.	Eff.	Shots	TF	FB	LD	Tot.
GK in	64	39%	25/45	22	13/14	0/0	13/14

GK out attack is counted if one part or whole attack was GK out

Attack with player superiority/minority

	Attack				Reaction		
	Att.	Eff.	Shots	TF	FB	LD	Tot.
Superiority +1	9	78%	7/7	2	0/0	0/0	0/0
Normal	38	26%	10/24	15	10/10	0/0	10/10
Minority -1	14	43%	6/12	4	3/4	0/0	3/4
Minority -2	1	100%	1/1	0	0/0	0/0	0/0

Player superiority counted at the end of attack (in case it changes during attack)

Defense by type

	Total	9m	6m	Wing	Stl.	C7	2m
Def. 6-0	10/15	2/4	1/1	5/8	3	2	1
Def. 5-1	8/9	2/2	1/1	3/4	0	1	2
Def. 4-2	0/1	0/0	0/0	0/1	0	0	0
Def. 3-3	1/1	0/0	0/0	0/0	0	0	0
Def. press.	7/10	1/1	0/0	1/1	0	0	0
Fastbreak	13/14				0	0	0

Defense with opponent goalkeeper out

	Attack				Reaction		
	Att.	Eff.	Shots	TF	FB	LD	Tot.
GK out (7 on 6)	0	0%	0/0	0	0/0	0/0	0/0
GK in	62	65%	40/52	11	2/2	0/0	2/2

Defense with player superiority/minority

	Attack				Reaction		
	Att.	Eff.	Shots	TF	FB	LD	Tot.
Minority -1	15	73%	11/14	1	0/0	0/0	0/0
Normal	39	67%	26/30	9	2/2	0/0	2/2
Superiority +1	6	33%	2/6	1	0/0	0/0	0/0

Jersey number Tot. Total shooting 6m 6m (line) shooting 9m 9m shooting Wng Wing shooting FB Fastbreak sh. 7m 7m penalty sh.
 Brk. Breakthrough sh. LD Long distance sh. As. Assists PC Pass clear chance E7 Earned 7m pen. TF Technical faults St. Steals
 2m 2m punishments C7. Committed 7m E2 Earned 2m pun. YC. Yellow cards R/B Red/Blue cards Blk. Blocks S Starting Line-up

Handball statistics and livescore by Toma-soft ltd (www.toma-soft.hr)



2019 IHF Men's Junior (U21) World Championship

Pontevedra / Vigo (Spain)

Group B



Match Team Statistics

Match No. 53

Sweden 41 - 25 Nigeria

(21 - 14) (20 - 11)

22.7.2019. 12:00

Attendance: 100

As Travesas Sports Hall

Referees: Amar Konjicanin (BIH) / Dino Konjicanin (BIH)

Shot distribution by player

2 D. Mohammed

1/1		
		1/1

1 miss. 1 block

4 I. Owolabi

2/2		

1 post 2 miss.

7 M. Anas

		1/1
2/2		1/1

1/1 lob

10 G. Cole

1/1		
2/2		1/1

1 miss. 1 block

11 A. Ataboh

14 S. Usman

1/1		1/1

17 J. Ibrahim

21 V. Rotibi

1/1		
2/2		
3/3		

25 N. Hassan

1/1		

2 miss.

30 A. Agada

	1/1	1/1

1 block

TOTAL

2/2		1/1
3/3		
11/11	1/1	5/5

1 post 6 miss. 3 block 1/1 lob

Saves distribution goalkeepers

12 M. Solomon

0/3		0/1
0/1		0/1
0/2		0/2

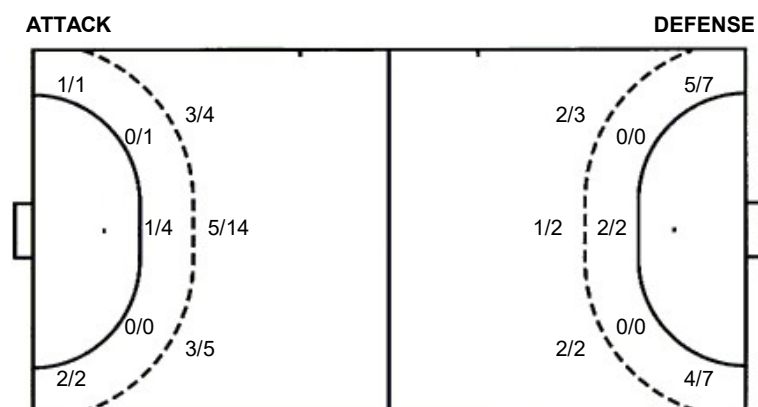
19 S. Terrumun

0/7		0/3
0/2		0/1
0/9	0/1	0/7

TOTAL

0/10		0/4
0/3		0/2
0/11	0/1	0/9

Shots by position



7m penalties 3/4
Fastbreak 2/2
Breakthrough 5/8
Long dist. 0/0

7m penalties 2/3
Fastbreak 13/14
Breakthrough 10/13
Long dist. 0/0

Shooting statistics

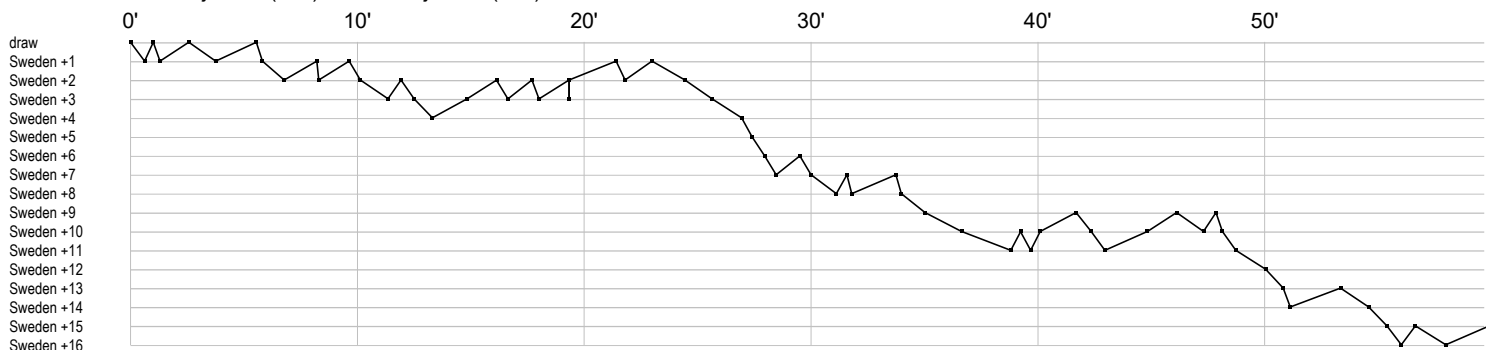
Position	Goals	Sav.	Miss.	Post	Blk.	Total	%
Back (9m)	11	5	4	0	3	23	48
Line (6m)	1	2	1	1	0	5	20
Wing	3	0	0	0	0	3	100
7m penalties	3	1	0	0	0	4	75
Fastbreak	2	0	0	0	0	2	100
Breakthrough	5	2	1	0	0	8	63
Total	25	10	6	1	3	45	56

#	Jersey number	Tot.	Total shooting	6m	6m (line) shooting	9m	9m shooting	Wng	Wing shooting	FB	Fastbreak sh.	7m	7m penalty sh.
Brk.	Breakthrough sh.	LD	Long distance sh.	As.	Assists	PC	Pass clear chance	E7	Earned 7m pen.	TF	Technical faults	St.	Steals
2m	2m punishments	C7.	Committed 7m	E2	Earned 2m pun.	YC.	Yellow cards	R/B	Red/Blue cards	Blk.	Blocks	S	Starting Line-up



22.7.2019. 12:00
Attendance: 100
As Travesas Sports Hall

Referees: Amar Konjicanin (BIH) / Dino Konjicanin (BIH)



Sweden

1	Landgren M	r r	r sr s r	r r r rr			s r r	r as	a r ps	r s s
2	Davidsson G	f cg	g p g	a g	a g a	a a	2		p	
4	Lindberg S	f t	a g			g g				
7	Morand A		t	f ga	g g g f	g g				
8	Wedberg G		i ge	f g	f g gg			gg g gg	f g gb	
9	Wallinius K	g g 2	t x	2c			t f	t i	g	
10	Hoghielm W			t			ie			
12	Hvenfelt E									
13	Hogber L						a			
14	Thurin J	p	f		gtt a	c a				
16	Banke G			r r s r	r tr s s r r r					
19	Ekmam M									
22	Salihi G		g g	p			f a aa	f aa	t	
25	Jurmala	g	ie a	bg	a a			g	x	
26	Sandberg D	a y	f g	x g c p a	aa g g	i p a			g t	
28	Svensson J									

Nigeria

2	Mohammed D	a	t	t	a	p	g	f	ba	fg	t	t	bg						
4	Owolabi I	i		f				tf	f		a	t	p	t	e	g	g	f	r
7	Anas M	g	t	g				t		g	eg	t	t	t	f	g	t	b	p
10	Cole G							p	fg		f	t	t	g	g	f		f	t
11	Ataboh A	t	e		rc														
12	Solomon M	r	r	s	r	r									r	r	r	s	r
14	Usman S			g	f				g	ie									
17	Ibrahim J															2c		x	
19	Terrumun S		r	r	s	r	sr	r	r	r	r	r	r	r	r	r	r	r	r
21	Rotibi V					g		g	2c		g		g	f	g			t	f
25	Hassan N	g										f	f	2		p		f	t
30	Agada A															f		g	f

In game	g Goal scored	f Missed shot	a Assist	t Technical faults	b Steal
2 2min suspension	e Earned 7m	c Committed 7m	y Yellow card	r Red Card	k Blue card
i Earned 2min.	x Block	4 4min suspension	p Pass for clear chance	s Saved shot	r Received goal