



2019 IHF Men's Junior (U21) World Championship

Pontevedra / Vigo (Spain)

Group B



Match Team Statistics

Korea 38 - 20 Australia

22.7.2019. 10:00

Match No. 52

(20 - 15) (18 - 5)

Attendance: 75

As Travesas Sports Hall

Referees: Ruben Dario Burgos (ARG) / Gonzalo Javier Delgado (ARG)

Korea

Players		Goals / shots									Attack					Def.			Penalties			TP				
#	Surname and name	S	Tot.	%	9m	6m	Wing	7m	FB	Brk.	LD	As.	PC	E7	E2	TF	St.	C7	Blk	YC	2m		R	B		
11	JEONG Seonghyeon		5/6	83	1/1		1/2		3/3			1	2					3							44:45	
12	KIM Minseok											1													15:00	
13	SHIN Jaeseop																								13:59	
20	JEON Jinsoo																1								9:01	
22	JEON Youngje		3/3	100		1/1	1/1			1/1		3		1											28:15	
23	KANG Tan	S	4/4	100	1/1			1/1		2/2		1			1	1	2								20:48	
24	KO Bonghyun	S	2/5	40	1/2		0/1		1/2			1			3							1			30:23	
26	KIM Jinyoung		2/4	50	2/4							1			1										29:31	
30	LEE Yoseb	S	6/9	67	3/3	0/1		0/1	2/2	1/2		3		1	1	1	1								29:46	
31	BAEK Seunggeon	S	2/6	33	1/4				1/1	0/1			3	1											41:36	
33	KIM Jaesoon		5/9	56	3/5	0/1		2/2	0/1					1											29:26	
34	KIM Byeongcheol	S	2/5	40	1/3		1/1					4			1										30:44	
78	KIM Cheoljin	S	3/3	100		3/3								1				1	1						22:54	
90	KIM Rakchan		3/5	60	1/3					2/2		1										1			10:39	
97	KIM Taeung		1/1	100				1/1				1			1						1	1			18:10	
98	LEE Heejun	S																							45:03	
	Team / bench																									
	UKUPNO		38/60	63	14/26	4/6	3/5	4/5	7/9	6/9	0/0	17	5	5	2	8	7	0	1	2	3	0	0			

Goalkeepers		Saves / shots								
#	Surname and name	Tot.	%	9m	6m	Wing	7m	FB	Brk.	LD
12	KIM Minseok	8/15	53	2/4	5/6	1/1			0/4	
98	LEE Heejun	3/16	19	1/3	0/1	1/3		0/1	1/8	
	TOTAL	11/31	35	3/7	5/7	2/4	0/0	0/1	1/12	0/0

Coach: **Manho Kim**

Number of attacks: 61, Efficiency: 62%, Average Duration: 32.0 seconds

Attack by type of defense

	Shots	9m	6m	Wing	TF	E7	E2
On def. 6-0	27/46	14/26	4/6	3/5	8	5	2
Fastbreak	7/9				0	0	0

Attack with goalkeeper out

	Attack				Reaction		
	Att.	Eff.	Shots	TF	FB	LD	Tot.
GK in	61	62%	38/60	8	1/1	0/0	1/1

GK out attack is counted if one part or whole attack was GK out

Attack with player superiority/minority

	Attack				Reaction		
	Att.	Eff.	Shots	TF	FB	LD	Tot.
Superiority +1	3	100%	3/5	0	0/0	0/0	0/0
Normal	25	60%	15/25	4	0/0	0/0	0/0
Minority -1	4	50%	2/3	1	0/0	0/0	0/0
Minority -2	1	100%	1/1	0	0/0	0/0	0/0

Player superiority counted at the end of attack (in case it changes during attack)

Defense by type

	Total	9m	6m	Wing	Stl.	C7	2m
Def. 6-0	12/17	2/4	1/1	1/3	7	0	0
Def. 5-1	4/6	2/3	1/2	0/0	0	0	1
Def. 4-2	0/1	0/0	0/1	0/0	0	0	0
Def. 3-2-1	1/3	0/1	0/1	0/0	0	0	1
Def. 3-3	2/8	0/2	0/3	1/1	0	0	1
Fastbreak	1/1				0	0	0

Defense with opponent goalkeeper out

	Attack				Reaction		
	Att.	Eff.	Shots	TF	FB	LD	Tot.
GK out (7 on 6)	4	0%	0/1	3	2/2	0/0	2/2
GK in	58	34%	20/35	21	5/7	0/0	5/7

Defense with player superiority/minority

	Attack				Reaction		
	Att.	Eff.	Shots	TF	FB	LD	Tot.
Minority -2	1	100%	1/1	0	0/0	0/0	0/0
Minority -1	7	57%	4/7	0	0/0	0/0	0/0
Normal	23	4%	1/7	14	6/8	0/0	6/8
Superiority +1	3	33%	1/2	1	0/0	0/0	0/0

Jersey number Tot. Total shooting 6m 6m (line) shooting 9m 9m shooting Wng Wing shooting FB Fastbreak sh. 7m 7m penalty sh.
 Brk. Breakthrough sh. LD Long distance sh. As. Assists PC Pass clear chance E7 Earned 7m pen. TF Technical faults St. Steals
 2m 2m punishments C7. Committed 7m E2 Earned 2m pun. YC. Yellow cards R/B Red/Blue cards Blk. Blocks S Starting Line-up



2019 IHF Men's Junior (U21) World Championship

Pontevedra / Vigo (Spain)

Group B



Match Team Statistics

Korea 38 - 20 Australia

22.7.2019. 10:00

Match No. 52

(20 - 15) (18 - 5)

Attendance: 75

As Travesas Sports Hall

Referees: Ruben Dario Burgos (ARG) / Gonzalo Javier Delgado (ARG)

Shot distribution by player

11 S. Jeong

		1/1
		1/1
2/2		1/1

13 J. Shin

20 J. Jeon

22 Y. Jeon

1/1		
1/1		1/1

23 T. Kang

		2/2
1/1	1/1	

24 B. Ko

1/1		
1/1		

1 miss.

26 J. Kim

1/1		1/1

1 miss.

30 Y. Lee

1/1		1/1
2/2		2/2

31 S. Baik

		1/1
1/1		

2 post

33 J. Kim

4/4		1/1

34 B. Kim

		1/1
		1/1

1 post 1 miss.

78 C. Kim

1/1		2/2

90 R. Kim

1/1	1/1	1/1

1 miss.

97 T. Kim

1/1		

TOTAL

2/2		1/1
1/1		6/6
16/16	2/2	10/10

3 post 4 miss.

Saves distribution goalkeepers

12 M. Kim

0/1		0/3
		0/1
		0/1

98 H. Lee

0/1	0/1	0/3
0/1		
0/3		0/3

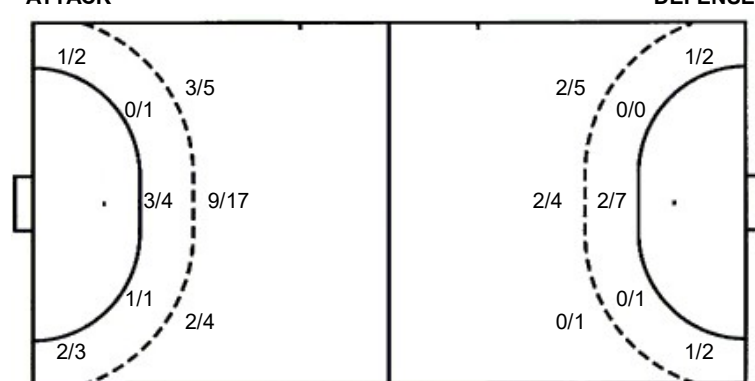
TOTAL

0/2	0/1	0/6
0/1		0/1
0/3		0/4

Shots by position

ATTACK

DEFENSE



7m penalties 4/5
Fastbreak 7/9
Breakthrough 6/9
Long dist. 0/0

7m penalties 0/0
Fastbreak 1/1
Breakthrough 11/13
Long dist. 0/0

Shooting statistics

Position	Goals	Sav.	Miss.	Post	Blk.	Total	%
Back (9m)	14	7	3	2	0	26	54
Line (6m)	4	2	0	0	0	6	67
Wing	3	1	1	0	0	5	60
7m penalties	4	1	0	0	0	5	80
Fastbreak	7	2	0	0	0	9	78
Breakthrough	6	2	0	1	0	9	67
Total	38	15	4	3	0	60	63

Jersey number Tot. Total shooting 6m 6m (line) shooting 9m 9m shooting Wng. Wing shooting FB Fastbreak sh. 7m 7m penalty sh.
Brk. Breakthrough sh. LD Long distance sh. As. Assists PC Pass clear chance E7 Earned 7m pen. TF Technical faults St. Steals
2m 2m punishments C7. Committed 7m E2 Earned 2m pun. YC. Yellow cards R/B Red/Blue cards Blk. Blocks S Starting Line-up



2019 IHF Men's Junior (U21) World Championship

Pontevedra / Vigo (Spain)

Group B



Match Team Statistics

Korea 38 - 20 Australia

22.7.2019. 10:00

Match No. 52

(20 - 15) (18 - 5)

Attendance: 75

As Travesas Sports Hall

Referees: Ruben Dario Burgos (ARG) / Gonzalo Javier Delgado (ARG)

Australia

Players		Goals / shots									Attack					Def.			Penalties			TP			
#	Surname and name	S	Tot.	%	9m	6m	Wing	7m	FB	Brk.	LD	As.	PC	E7	E2	TF	St.	C7	Blk	YC	2m		R	B	
1	MCCOURT Bjoern	S																							58:42
2	MCCOURT Tim	S	4/4	100						4/4						4		1							32:26
6	CORNISH Alex		0/1	0	0/1								1	1		1									22:57
9	LANGENBERG Hamish	S	1/2	50			0/1		1/1					2		2									20:04
10	MEKLER-PELED David		1/1	100			1/1											1							24:49
11	LAUTZ Thimo	S	1/1	100			1/1						1							1					36:46
14	LANGENBERG Jackson		2/4	50		0/1				2/3				3		8									26:20
16	GEORGES Henrik																								
17	BURGOYNE Benjamin		1/3	33	0/1	1/2									1		1								37:04
18	PROKIC Pavle	S	1/6	17	0/1	1/5									1	2									36:10
20	LJUNGBERG Jake		6/7	86	3/4					3/3			6	2		1	7		1		1	1			26:06
21	MCCOURT Liam	S	3/6	50	1/3					2/3			3												46:29
24	BETHUNE Scott	S																1				1			25:10
30	YATES James		0/1	0			0/1											1							26:57
	Team / bench																								
	UKUPNO		20/36	56	4/10	2/8	2/4	0/0	1/1	11/13	0/0		11	8	0	3	24	1	5	0	2	2	0	0	

Goalkeepers		Saves / shots								
#	Surname and name	Tot.	%	9m	6m	Wing	7m	FB	Brk.	LD
1	MCCOURT Bjoern	15/53	28	7/21	2/6	1/4	1/5	2/9	2/8	
16	GEORGES Henrik									
	TOTAL	15/53	28	7/21	2/6	1/4	1/5	2/9	2/8	0/0

Coach: Ricki Lyngsoe

Number of attacks: 62, Efficiency: 32%, Average Duration: 26.6 seconds

Attack by type of defense

	Shots	9m	6m	Wing	TF	E7	E2
On def. 6-0	12/17	2/4	1/1	1/3	7	0	0
On def. 5-1	4/6	2/3	1/2	0/0	7	0	1
On def. 4-2	0/1	0/0	0/1	0/0	0	0	0
On def. 3-2-1	1/3	0/1	0/1	0/0	2	0	1
On def. 3-3	2/8	0/2	0/3	1/1	8	0	1
Fastbreak	1/1				0	0	0

Attack with goalkeeper out

	Attack				Reaction		
	Att.	Eff.	Shots	TF	FB	LD	Tot.
GK out (7 on 6)	4	0%	0/1	3	2/2	0/0	2/2
GK in	58	34%	20/35	21	5/7	0/0	5/7

GK out attack is counted if one part or whole attack was GK out

Attack with player superiority/minority

	Attack				Reaction		
	Att.	Eff.	Shots	TF	FB	LD	Tot.
Superiority +2	1	100%	1/1	0	0/0	0/0	0/0
Superiority +1	7	57%	4/7	0	0/0	0/0	0/0
Normal	23	4%	1/7	14	6/8	0/0	6/8
Minority -1	3	33%	1/2	1	0/0	0/0	0/0

Player superiority counted at the end of attack (in case it changes during attack)

Defense by type

	Total	9m	6m	Wing	Stl.	C7	2m
Def. 6-0	27/46	14/26	4/6	3/5	0	5	2
Def. 3-3	0/0	0/0	0/0	0/0	1	0	0
Fastbreak	7/9				0	0	0

Defense with opponent goalkeeper out

	Attack				Reaction		
	Att.	Eff.	Shots	TF	FB	LD	Tot.
GK in	61	62%	38/60	8	1/1	0/0	1/1

Defense with player superiority/minority

	Attack				Reaction		
	Att.	Eff.	Shots	TF	FB	LD	Tot.
Minority -1	3	100%	3/5	0	0/0	0/0	0/0
Normal	25	60%	15/25	4	0/0	0/0	0/0
Superiority +1	4	50%	2/3	1	0/0	0/0	0/0
Superiority +2	1	100%	1/1	0	0/0	0/0	0/0

Jersey number Tot. Total shooting 6m 6m (line) shooting 9m 9m shooting Wng Wing shooting FB Fastbreak sh. 7m 7m penalty sh.
 Brk. Breakthrough sh. LD Long distance sh. As. Assists PC Pass clear chance E7 Earned 7m pen. TF Technical faults St. Steals
 2m 2m punishments C7. Committed 7m E2 Earned 2m pun. YC. Yellow cards R/B Red/Blue cards Blk. Blocks S Starting Line-up



2019 IHF Men's Junior (U21) World Championship

Pontevedra / Vigo (Spain)

Group B



Match Team Statistics

Korea 38 - 20 Australia

22.7.2019. 10:00

Match No. 52

(20 - 15) (18 - 5)

Attendance: 75

As Travesas Sports Hall

Referees: Ruben Dario Burgos (ARG) / Gonzalo Javier Delgado (ARG)

Shot distribution by player

2 T. McCourt

1/1		2/2
		1/1

6 A. Cornish

1 miss.

9 H. Langenberg

		1/1

10 D. Mekler-Peled

		1/1

11 T. Lautz

		1/1

14 J. Langenberg

		2/2

1 miss.

17 B. Burgoyne

		1/1

18 P. Prokic

		1/1

1 miss.

20 J. Ljungberg

1/1	1/1	
		1/1
2/2		

1/1 lob

21 L. McCourt

1/1		
1/1		

2 miss. 1/1 lob

24 S. Bethune

30 J. Yates

TOTAL

2/2	1/1	6/6
1/1		1/1
3/3		4/4

5 miss. 2/2 lob

Saves distribution goalkeepers

1 B. McCourt

0/2		0/1
0/1		0/6
0/16	0/2	0/10

16 H. Georges

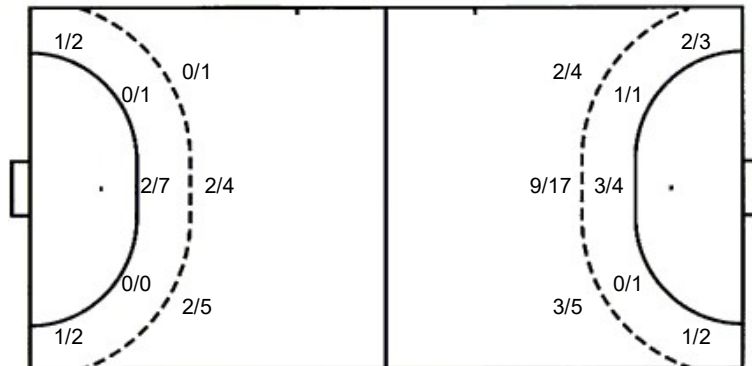
TOTAL

0/2		0/1
0/1		0/6
0/16	0/2	0/10

Shots by position

ATTACK

DEFENSE



Shooting statistics

Position	Goals	Sav.	Miss.	Post	Blk.	Total	%
Back (9m)	4	3	3	0	0	10	40
Line (6m)	2	5	1	0	0	8	25
Wing	2	2	0	0	0	4	50
7m penalties	0	0	0	0	0	0	0
Fastbreak	1	0	0	0	0	1	100
Breakthrough	11	1	1	0	0	13	85
Total	20	11	5	0	0	36	56

7m penalties 0/0
Fastbreak 1/1
Breakthrough 11/13
Long dist. 0/0

7m penalties 4/5
Fastbreak 7/9
Breakthrough 6/9
Long dist. 0/0

Jersey number Tot. Total shooting 6m 6m (line) shooting 9m 9m shooting Wng. Wing shooting FB Fastbreak sh. 7m 7m penalty sh.
Brk. Breakthrough sh. LD Long distance sh. As. Assists PC Pass clear chance E7 Earned 7m pen. TF Technical faults St. Steals
2m 2m punishments C7. Committed 7m E2 Earned 2m pun. YC. Yellow cards R/B Red/Blue cards Blk. Blocks S Starting Line-up



2019 IHF Men's Junior (U21) World Championship

Pontevedra / Vigo (Spain)

Group B



Match Team Statistics

Match No. 52

Korea 38 - 20 Australia

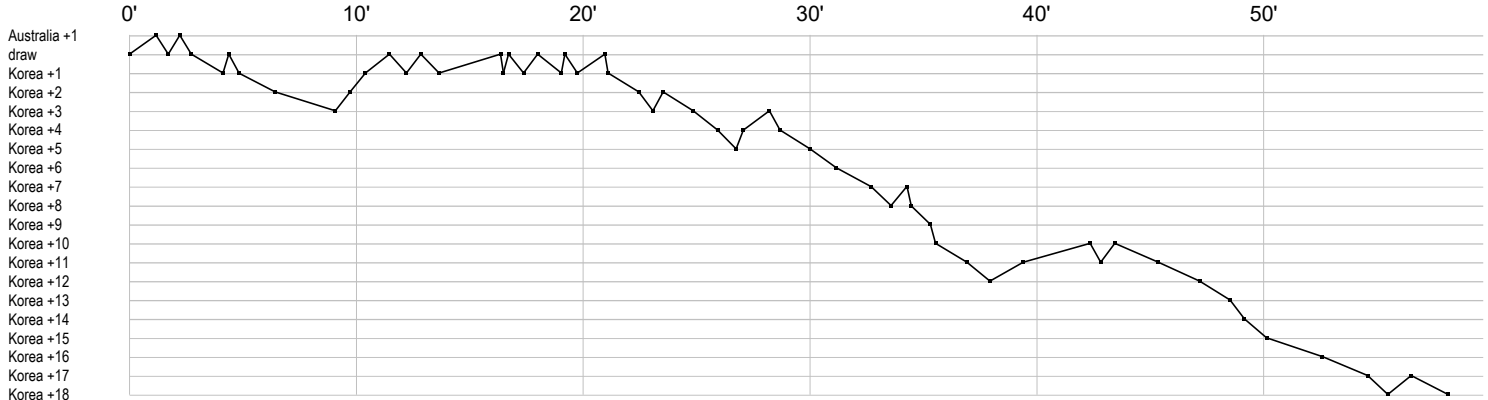
(20 - 15) (18 - 5)

22.7.2019. 10:00

Attendance: 75

As Travesas Sports Hall

Referees: Ruben Dario Burgos (ARG) / Gonzalo Javier Delgado (ARG)



Korea

11 Jeong S				p g					bag g b				bggg			f
12 Kim M							s sr r s		r	s r	s r r			s	a s r	s
13 Shin J																
20 Jeon J									b							
22 Jeon Y									g ga							e
23 Kang T										i g					a bg gb	
24 Ko B															a f f g t2	
26 Kim J									g g							
30 Lee Y									a g g a							f
31 Baek S									g pf p							f e p
33 Kim J																g f f f g
34 Kim B									g a agt							a
78 Kim C									g y							e gx
90 Kim R																g f f a 2 g
97 Kim T																g
98 Lee H																2 t g

Australia

1 McCourt B		r r r r s r	r s s r r	r r r r s r r r	r r r r s r r r	r r r r s r r r	r r r r s r r r	r r r r s r r r	r r r r s r r r	r r r r s r r r	r r r r s r r r	r r r r s r r r	r r r r s r r r	r r r r s r r r	r r r r s r r r	r r r r s r r r
2 McCourt T			t c	g g g				g	t t t t							
6 Cornish A										a t t					p	f
9 Langenberg H																t p p
10 Mekler-Peled																c
11 Lautz T																
14 Langenberg J																t t t f g p
16 Georges H																f t t t p t t g p
17 Burgoyne B																f f bi
18 Prokic P																f t f
20 Ljungberg J																a g t f y t g a a t g a t pa t t t t g p g g t c a
21 McCourt L																g f f a a a g f g
24 Bethune S																c2
30 Yates J																f c

In game	g Goal scored	f Missed shot	a Assist	t Technical faults	b Steal
2 2min suspension	e Earned 7m	c Committed 7m	y Yellow card	r Red Card	k Blue card
i Earned 2min.	x Block	4 4min suspension	p Pass for clear chance	s Saved shot	r Received goal