



2019 IHF Men's Junior (U21) World Championship

Pontevedra / Vigo (Spain)

Group B



Match Team Statistics

Match No. 39

Australia 21 - 35 Nigeria

(11 - 16) (10 - 19)

20.7.2019. 17:00

Attendance: 100

As Travesas Sports Hall

Referees: Bartosz Leszczynski (POL) / Marcin Piechota (POL)

Australia

Players			Goals / shots									Attack					Def.			Penalties				TP
#	Surname and name	S	Tot.	%	9m	6m	Wing	7m	FB	Brk.	LD	As.	PC	E7	E2	TF	St.	C7	Blk	YC	2m	R	B	
1	MCCOURT Bjoern															1								10:44
2	MCCOURT Tim		0/3	0	0/1					0/2			1				1	1						18:56
6	CORNISH Alex																							
9	LANGENBERG Hamish	S	1/3	33		0/1	1/1		0/1							1								40:17
10	MEKLER-PELED David		1/3	33			1/3									1								19:43
11	LAUTZ Thimo		5/6	83			0/1	3/3	2/2									1			1			31:54
14	LANGENBERG Jackson		0/1	0			0/1						1											6:36
16	GEORGES Henrik	S										1												47:33
17	BURGOYNE Benjamin		1/2	50	0/1				1/1				1			1								26:39
18	PROKIC Pavle	S										1	1				1	1						48:39
20	LJUNGBERG Jake	S	6/12	50	3/7					3/5		3		1	1	5	1			1	1			51:24
21	MCCOURT Liam	S	6/13	46	2/8	1/1		0/1		3/3				3	3	3		2						49:28
24	BETHUNE Scott	S	1/6	17	0/1	0/1			0/1	1/3			1			6			1					40:31
30	YATES James	S	0/1	0			0/1					1				1								27:36
	Team / bench																			1				
	UKUPNO		21/50	42	5/18	1/3	2/7	3/4	3/5	7/13	0/0	6	5	4	4	19	3	5	1	2	2	0	0	

Goalkeepers		Saves / shots									
#	Surname and name	Tot.	%	9m	6m	Wing	7m	FB	Brk.	LD	
1	MCCOURT Bjoern	1/11	9	1/3		0/1	0/1	0/3	0/3		
16	GEORGES Henrik	12/36	33	6/10	1/4	2/6	0/3	1/3	2/10		
	TOTAL	13/47	28	7/13	1/4	2/7	0/4	1/6	2/13	0/0	

Coach: Ricki Lyngsoe

Number of attacks: 62, Efficiency: 34%, Average Duration: 28.3 seconds

Attack by type of defense

	Shots	9m	6m	Wing	TF	E7	E2
On def. 6-0	14/38	5/17	1/3	2/7	17	4	4
On def. 5-1	1/3	0/1	0/0	0/0	2	0	0
Fastbreak	3/5				0	0	0

Defense by type

	Total	9m	6m	Wing	Stl.	C7	2m
Def. 6-0	23/48	5/19	3/5	5/10	3	5	2
Def. 5-1	2/3	1/1	0/0	0/0	0	0	0
Fastbreak	6/7				0	0	0

Attack with goalkeeper out

	Attack				Reaction		
	Att.	Eff.	Shots	TF	FB	LD	Tot.
GK out pl. minority	1	0%	0/1	1	0/0	0/0	0/0
GK in	61	34%	21/49	18	6/7	0/0	6/7

GK out attack is counted if one part or whole attack was GK out

Attack with player superiority/minority

	Attack				Reaction		
	Att.	Eff.	Shots	TF	FB	LD	Tot.
Superiority +2	3	67%	2/3	0	0/0	0/0	0/0
Superiority +1	6	33%	2/4	2	1/1	0/0	1/1
Normal	34	32%	11/27	13	5/5	0/0	5/5
Minority -1	5	0%	0/4	1	0/1	0/0	0/1

Player superiority counted at the end of attack (in case it changes during attack)

Defense with opponent goalkeeper out

	Attack				Reaction		
	Att.	Eff.	Shots	TF	FB	LD	Tot.
GK in	62	56%	35/62	7	3/5	0/0	3/5

Defense with player superiority/minority

	Attack				Reaction		
	Att.	Eff.	Shots	TF	FB	LD	Tot.
Minority -1	5	60%	3/4	1	0/0	0/0	0/0
Normal	34	59%	20/36	5	3/4	0/0	3/4
Superiority +1	6	50%	3/6	0	0/0	0/0	0/0
Superiority +2	3	67%	2/2	0	0/0	0/0	0/0

Jersey number Tot. Total shooting 6m 6m (line) shooting 9m 9m shooting Wng Wing shooting FB Fastbreak sh. 7m 7m penalty sh.
 Brk. Breakthrough sh. LD Long distance sh. As. Assists PC Pass clear chance E7 Earned 7m pen. TF Technical faults St. Steals
 2m 2m punishments C7. Committed 7m E2 Earned 2m pun. YC. Yellow cards R/B Red/Blue cards Blk. Blocks S Starting Line-up

Handball statistics and livescore by Toma-soft ltd (www.toma-soft.hr)



2019 IHF Men's Junior (U21) World Championship

Pontevedra / Vigo (Spain)

Group B



Match Team Statistics

Match No. 39

Australia 21 - 35 Nigeria

(11 - 16) (10 - 19)

20.7.2019. 17:00

Attendance: 100

As Travesas Sports Hall

Referees: Bartosz Leszczynski (POL) / Marcin Piechota (POL)

Shot distribution by player

2 T. McCourt

	0/1	

1 miss. 1 block

6 A. Cornish

9 H. Langenberg

		1/1

2 miss.

10 D. Mekler-Peled

1/1		
	0/1	

1 post

11 T. Lautz

	0/1	
	1/1	
1/1	1/1	2/2

14 J. Langenberg

		0/1

17 B. Burgoyne

		1/1
0/1		

18 P. Prokic

20 J. Ljungberg

	0/2	1/1
	0/1	5/6

2 miss.

21 L. McCourt

1/1		1/2
0/2	0/1	
		4/6

1 block

24 S. Bethune

	0/1	1/1
		0/2
0/1		

1 block

30 J. Yates

1 post

TOTAL

2/2	0/2	2/3
0/2	1/6	3/6
1/3	1/2	11/14

2 post 5 miss. 3 block

Saves distribution goalkeepers

1 B. McCourt

		0/1
	0/1	
1/2		0/7

16 H. Georges

3/3	1/1	0/2
0/1	2/2	3/5
3/11		0/9

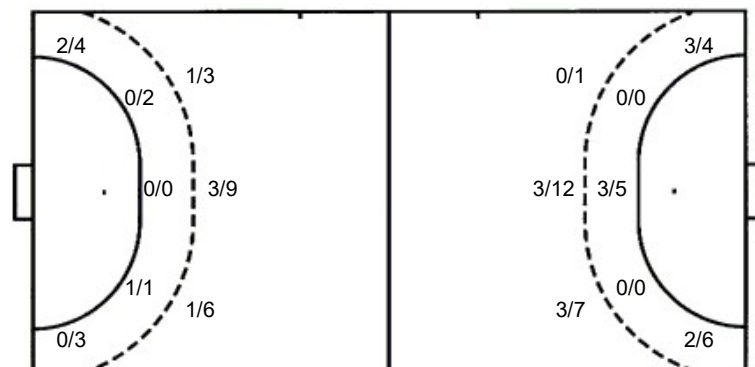
TOTAL

3/3	1/1	0/3
0/1	2/3	3/5
4/13		0/16

Shots by position

ATTACK

DEFENSE



7m penalties 3/4

Fastbreak 3/5

Breakthrough 7/13

Long dist. 0/0

7m penalties 4/5

Fastbreak 6/7

Breakthrough 11/16

Long dist. 0/0

Shooting statistics

Position	Goals	Sav.	Miss.	Post	Blk.	Total	%
Back (9m)	5	8	2	0	3	18	28
Line (6m)	1	1	1	0	0	3	33
Wing	2	3	0	2	0	7	29
7m penalties	3	1	0	0	0	4	75
Fastbreak	3	1	1	0	0	5	60
Breakthrough	7	5	1	0	0	13	54
Total	21	19	5	2	3	50	42

#	Jersey number	Tot.	Total shooting	6m	6m (line) shooting	9m	9m shooting	Wng	Wing shooting	FB	Fastbreak sh.	7m	7m penalty sh.
Brk.	Breakthrough sh.	LD	Long distance sh.	As.	Assists	PC	Pass clear chance	E7	Earned 7m pen.	TF	Technical faults	St.	Steals
2m	2m punishments	C7.	Committed 7m	E2	Earned 2m pun.	YC.	Yellow cards	R/B	Red/Blue cards	Blk.	Blocks	S	Starting Line-up



2019 IHF Men's Junior (U21) World Championship

Pontevedra / Vigo (Spain)

Group B



Match Team Statistics

Match No. 39

Australia 21 - 35 Nigeria

(11 - 16) (10 - 19)

20.7.2019. 17:00

Attendance: 100

As Travesas Sports Hall

Referees: Bartosz Leszczynski (POL) / Marcin Piechota (POL)

Nigeria

Players		Goals / shots										Attack					Def.			Penalties				TP
#	Surname and name	S	Tot.	%	9m	6m	Wing	7m	FB	Brk.	LD	As.	PC	E7	E2	TF	St.	C7	Blk	YC	2m	R	B	
2	MOHAMMED D. Abdullahi	S	8/11	73	0/1				4/4	4/6		4	3	1	1	1		1			1			58:36
4	OWOLABI Ibrahim Adio		1/1	100	1/1							1				1		2			1			30:26
7	ANAS Mohammed	S	7/10	70			2/3	4/5	1/2			2												43:01
10	COLE Gbenga Tobi	S	4/8	50	2/5		1/1			1/2		4	1			2								35:25
11	ATABOH Abdullahi		4/8	50	0/3	1/1				3/4		1	2	1				1			1			29:34
12	SOLOMON Michael Agbaji	S																						53:18
14	USMAN Suleiman		3/5	60		2/4	1/1					1				1								32:17
17	IBRAHIM Jamilu		1/3	33	0/1		0/1		1/1									1						12:40
19	TERRUMUN Serunmun Ezekiel																							6:42
21	ROTIBI Victor Gbenga	S	4/8	50	3/4		1/4					2		2	1	1				2				52:48
25	HASSAN Nasiru	S	3/8	38	0/4					3/4		1		1		1			1					39:50
30	AGADA Anthony Ngbede	S	0/1	0	0/1													1			1			25:23
Team / bench																								
UKUPNO			35/63	56	6/20	3/5	5/10	4/5	6/7	11/16	0/0	16	6	5	2	7	2	4	3	0	4	0	0	

Goalkeepers		Saves / shots								
#	Surname and name	Tot.	%	9m	6m	Wing	7m	FB	Brk.	LD
12	SOLOMON Michael Agbaji	16/28	57	8/10	1/2	2/4	1/3	1/2	3/7	
19	TERRUMUN Serunmun Ezekiel	2/10	20	0/3			0/1	0/1	2/5	
TOTAL		18/38	47	8/13	1/2	2/4	1/4	2/3	5/12	0/0

Coach: Shittu Adewunmi Olumide

Number of attacks: 62, Efficiency: 56%, Average Duration: 29.4 seconds

Attack by type of defense

	Shots	9m	6m	Wing	TF	E7	E2
On def. 6-0	23/48	5/19	3/5	5/10	7	5	2
On def. 5-1	2/3	1/1	0/0	0/0	0	0	0
Fastbreak	6/7				0	0	0

Defense by type

	Total	9m	6m	Wing	Stl.	C7	2m
Def. 6-0	14/38	5/17	1/3	2/7	2	4	4
Def. 5-1	1/3	0/1	0/0	0/0	0	0	0
Fastbreak	3/5				0	0	0

Attack with goalkeeper out

	Attack				Reaction		
	Att.	Eff.	Shots	TF	FB	LD	Tot.
GK in	62	56%	35/62	7	3/5	0/0	3/5

GK out attack is counted if one part or whole attack was GK out

Attack with player superiority/minority

	Attack				Reaction		
	Att.	Eff.	Shots	TF	FB	LD	Tot.
Superiority +1	5	60%	3/4	1	0/0	0/0	0/0
Normal	34	59%	20/36	5	3/4	0/0	3/4
Minority -1	6	50%	3/6	0	0/0	0/0	0/0
Minority -2	3	67%	2/2	0	0/0	0/0	0/0

Player superiority counted at the end of attack (in case it changes during attack)

Defense with opponent goalkeeper out

	Attack				Reaction		
	Att.	Eff.	Shots	TF	FB	LD	Tot.
GK out (7 on 6)	0	0%	0/0	0	0/0	0/0	0/0
GK in	61	34%	21/49	18	6/7	0/0	6/7

Defense with player superiority/minority

	Attack				Reaction		
	Att.	Eff.	Shots	TF	FB	LD	Tot.
Minority -2	3	67%	2/3	0	0/0	0/0	0/0
Minority -1	6	33%	2/4	2	1/1	0/0	1/1
Normal	34	32%	11/27	13	5/5	0/0	5/5
Superiority +1	5	0%	0/4	1	0/1	0/0	0/1

Jersey number Tot. Total shooting 6m 6m (line) shooting 9m 9m shooting Wng Wing shooting FB Fastbreak sh. 7m 7m penalty sh.
 Brk. Breakthrough sh. LD Long distance sh. As. Assists PC Pass clear chance E7 Earned 7m pen. TF Technical faults St. Steals
 2m 2m punishments C7 Committed 7m E2 Earned 2m pun. YC. Yellow cards R/B Red/Blue cards Blk. Blocks S Starting Line-up

Handball statistics and livescore by Toma-soft ltd (www.toma-soft.hr)



2019 IHF Men's Junior (U21) World Championship

Pontevedra / Vigo (Spain)

Group B



Match Team Statistics

Match No. 39

Australia 21 - 35 Nigeria

(11 - 16) (10 - 19)

20.7.2019. 17:00

Attendance: 100

As Travesas Sports Hall

Referees: Bartosz Leszczynski (POL) / Marcin Piechota (POL)

Shot distribution by player

2 D. Mohammed

0/1		1/1
	1/1	2/2
		4/4

1 post 1 miss.

4 I. Owolabi

		1/1

7 M. Anas

	0/1	
		5/5

1 post 1 miss. 2/2 lob

10 G. Cole

		1/1
1/2		2/2

3 miss.

11 A. Ataboh

3/3		1/1

4 miss.

14 S. Usman

1/1		0/1
		2/2

1 post

17 J. Ibrahim

	0/1	
		1/1

1 miss.

21 V. Rotibi

0/1		
		0/1
3/4		1/1

1 post

25 N. Hassan

0/1		1/1
	0/1	0/1
2/4		

30 A. Agada

1 post

TOTAL

0/3	0/1	3/3
1/1	1/3	2/5
9/13		17/17

5 post 10 miss. 2/2 lob

Saves distribution goalkeepers

12 M. Solomon

0/1	2/2	1/2
2/2	4/5	2/4
2/3	0/1	3/9

19 S. Terrumun

0/1		0/1
		1/2
	1/1	0/5

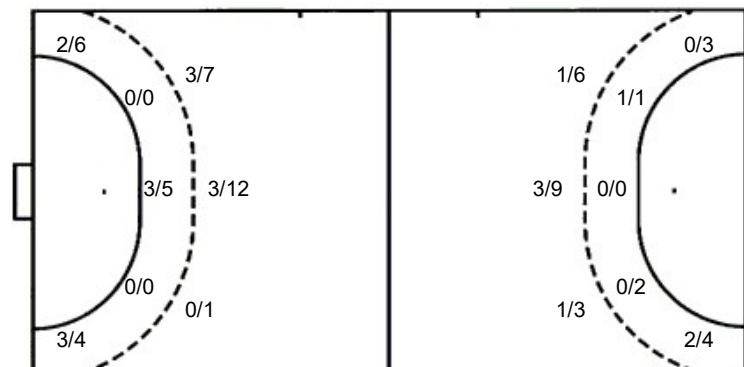
TOTAL

0/2	2/2	1/3
2/2	4/5	3/6
2/3	1/2	3/14

Shots by position

ATTACK

DEFENSE



7m penalties 4/5

Fastbreak 6/7

Breakthrough 11/16

Long dist. 0/0

7m penalties 3/4

Fastbreak 3/5

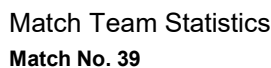
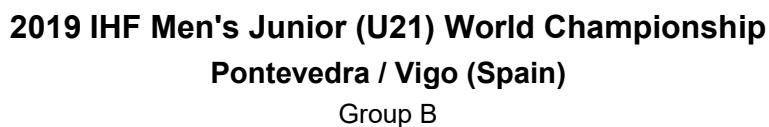
Breakthrough 7/13

Long dist. 0/0

Shooting statistics

Position	Goals	Sav.	Miss.	Post	Blk.	Total	%
Back (9m)	6	7	6	1	0	20	30
Line (6m)	3	1	0	1	0	5	60
Wing	5	2	1	2	0	10	50
7m penalties	4	0	1	0	0	5	80
Fastbreak	6	1	0	0	0	7	86
Breakthrough	11	2	2	1	0	16	69
Total	35	13	10	5	0	63	56

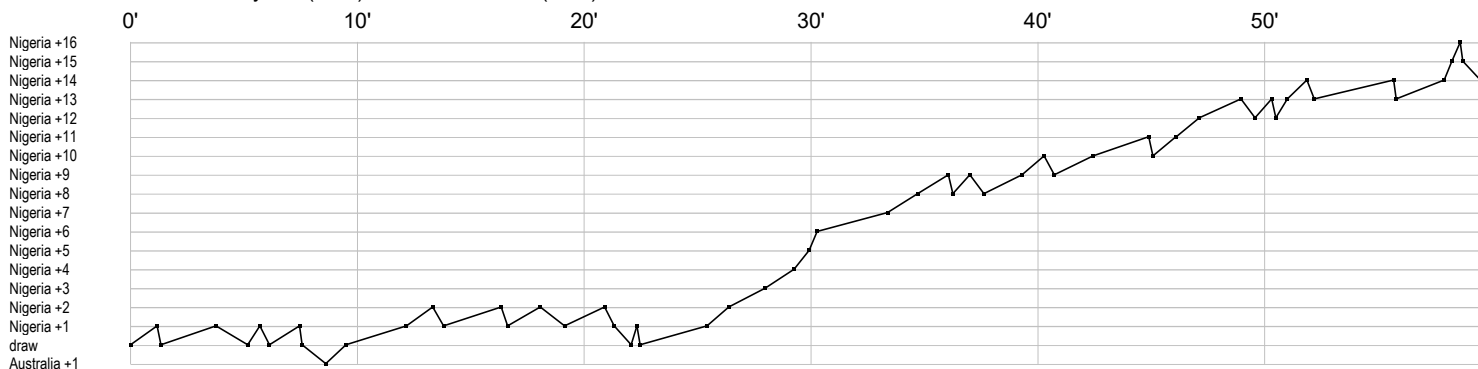
#	Jersey number	Tot.	Total shooting	6m	6m (line) shooting	9m	9m shooting	Wng	Wing shooting	FB	Fastbreak sh.	7m	7m penalty sh.
Brk.	Breakthrough sh.	LD	Long distance sh.	As.	Assists	PC	Pass clear chance	E7	Earned 7m pen.	TF	Technical faults	St.	Steals
2m	2m punishments	C7.	Committed 7m	E2	Earned 2m pun.	YC.	Yellow cards	R/B	Red/Blue cards	Blk.	Blocks	S	Starting Line-up



Australia 21 - 35 Nigeria
(11 - 16) (10 - 19)

20.7.2019. 17:00
Attendance: 100
As Travesas Sports Hall

Referees: Bartosz Leszczynski (POL) / Marcin Piechota (POL)

[illegible][illegible]

In game	g	Goal scored	f	Missed shot	a	Assist	t	Technical faults	b	Steal
2 2min suspension	e	Earned 7m	c	Committed 7m	y	Yellow card	r	Red Card	k	Blue card
i Earned 2min.	x	Block	4	4min suspension	p	Pass for clear chance	s	Saved shot	r	Received goal