



# 2019 IHF Men's Junior (U21) World Championship

Pontevedra / Vigo (Spain)

Group A



Match Team Statistics  
Match No. 26

**Slovenia 43 - 16 United States of America**

19.7.2019. 18:30  
Attendance: 140  
As Travesas Sports Hall

(22 - 6) (21 - 10)

Referees: Bartosz Leszczynski (POL) / Marcin Piechota (POL)

## Slovenia

Players		Goals / shots									Attack					Def.			Penalties			TP			
#	Surname and name	S	Tot.	%	9m	6m	Wing	7m	FB	Brk.	LD	As.	PC	E7	E2	TF	St.	C7	Blk	YC	2m		R	B	
1	FERJAN Mark											1				1									28:41
3	ZABIC Stefan											1													18:09
5	HORZEN Kristjan		0/1	0		0/1																			5:41
6	HORVAT Gašper	S	7/12	58	5/9		0/1			2/2		4	3	1	1	2	1	1	1	1	1	1			37:20
7	KAVCIC Miha	S	6/7	86		6/7						1							2						49:10
8	ROZMAN Tim		3/4	75	1/2					2/2		1	1			1									15:42
9	OCVIRK Gregor		3/3	100	2/2			1/1																	5:12
10	PIRNAT Nik		1/1	100					1/1							1									9:11
11	PIPP Matic		1/2	50	1/2																				2:45
14	KOTAR Marko	S										2		1	1	1									30:46
15	MAZEJ Tadej		6/10	60			6/9		0/1			2				2	1			1					33:20
16	DOBAJ Gašper	S																							31:27
17	KOTAR Miha	S	4/4	100					3/3	1/1		3	1				3		1						54:05
18	GARTNER Tine	S	5/5	100			3/3	2/2																	30:00
19	KOŠEC Matic	S	4/4	100	1/1	1/1				2/2		4	1	1			2		1						42:40
21	NOVAK Domen		3/4	75			0/1	1/1	1/1	1/1		2	1			1									25:51
	Team / bench																								
	UKUPNO		43/57	75	10/16	7/9	9/14	4/4	5/6	8/8	0/0	21	7	3	2	9	7	1	5	2	1	0	0		

Goalkeepers		Saves / shots								
#	Surname and name	Tot.	%	9m	6m	Wing	7m	FB	Brk.	LD
1	FERJAN Mark	6/16	38	5/10	0/1	1/1		0/1	0/3	
16	DOBAJ Gašper	7/13	54	5/5		1/3	0/1	1/1	0/3	
	TOTAL	13/29	45	10/15	0/1	2/4	0/1	1/2	0/6	0/0

Coach: Saša Prapotnik

Number of attacks: 65, Efficiency: 66%, Average Duration: 14.3 seconds

### Attack by type of defense

	Shots	9m	6m	Wing	TF	E7	E2
On def. 6-0	28/34	8/11	6/6	7/10	8	2	1
On def. 5-1	6/13	2/5	1/3	2/4	1	1	1
Fastbreak	5/6				0	0	0

### Defense by type

	Total	9m	6m	Wing	Stl.	C7	2m
Def. 6-0	1/5	0/4	0/0	0/0	2	0	0
Def. 5-1	13/38	5/25	1/1	2/5	5	1	1
Fastbreak	1/2				0	0	0

### Attack with goalkeeper out

	Attack				Reaction		
	Att.	Eff.	Shots	TF	FB	LD	Tot.
GK in	65	66%	43/57	9	1/2	0/0	1/2

GK out attack is counted if one part or whole attack was GK out

### Defense with opponent goalkeeper out

	Attack				Reaction		
	Att.	Eff.	Shots	TF	FB	LD	Tot.
GK in	65	25%	16/46	14	5/6	0/0	5/6

### Attack with player superiority/minority

	Attack				Reaction		
	Att.	Eff.	Shots	TF	FB	LD	Tot.
Superiority +1	8	63%	5/7	2	1/1	0/0	1/1
Normal	45	62%	28/37	7	0/1	0/0	0/1
Minority -1	2	150%	3/3	0	0/0	0/0	0/0

Player superiority counted at the end of attack (in case it changes during attack)

### Defense with player superiority/minority

	Attack				Reaction		
	Att.	Eff.	Shots	TF	FB	LD	Tot.
Minority -1	3	33%	1/2	1	0/0	0/0	0/0
Normal	43	23%	10/35	8	4/4	0/0	4/4
Superiority +1	10	20%	2/3	4	1/2	0/0	1/2

# Jersey number Tot. Total shooting 6m 6m (line) shooting 9m 9m shooting Wng Wing shooting FB Fastbreak sh. 7m 7m penalty sh.  
Brk. Breakthrough sh. LD Long distance sh. As. Assists PC Pass clear chance E7 Earned 7m pen. TF Technical faults St. Steals  
2m 2m punishments C7. Committed 7m E2 Earned 2m pun. YC. Yellow cards R/B Red/Blue cards Blk. Blocks S Starting Line-up



# 2019 IHF Men's Junior (U21) World Championship

Pontevedra / Vigo (Spain)

Group A



Match Team Statistics  
Match No. 26

**Slovenia 43 - 16 United States of America**

19.7.2019. 18:30  
Attendance: 140  
As Travesas Sports Hall

(22 - 6) (21 - 10)

Referees: Bartosz Leszczynski (POL) / Marcin Piechota (POL)

## Shot distribution by player

**3 S. Zabic**


**5 K. Horzen**

	0/1	

**6 G. Horvat**

		0/1
		1/1
1/1	1/2	4/4

2 miss. 1 block

**7 M. Kavcic**

		2/2
		1/1
1/1	1/1	

1 miss. 1/1 lob

**8 T. Rozman**

1/1		
	1/1	
1/1	0/1	

**9 G. Ocvirk**

		1/1
1/1		1/1

**10 N. Pirnat**

		1/1

**11 M. Pipp**

		1/1

1 miss.

**14 M. Kotar**


**15 T. Mazej**

0/1	1/2	3/3
		0/1
		2/2

1 miss.

**17 M. Kotar**

1/1		3/3

**18 T. Gartner**

1/1		
		1/1
2/2		

1/1 lob

**19 M. Košec**

1/1	1/1	
		1/1
		1/1

**21 D. Novak**

		1/1
2/2	0/1	

## TOTAL

3/4	2/3	8/9
	1/1	5/6
9/9	2/6	11/11

5 miss. 1 block 2/2 lob

## Saves distribution goalkeepers

**1 M. Ferjan**

1/3		0/2
0/1	3/3	2/3
0/2	0/1	0/1

**16 G. Dobaj**

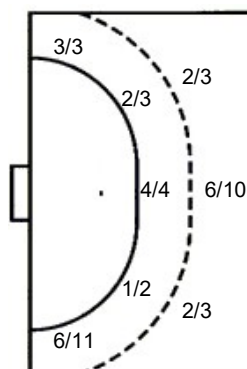
	1/1	0/2
	3/3	2/3
0/1	1/1	0/1

## TOTAL

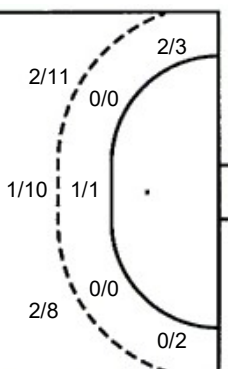
1/3	1/1	0/4
0/1	6/6	4/6
0/3	1/2	0/2

## Shots by position

### ATTACK



### DEFENSE



7m penalties 4/4  
Fastbreak 5/6  
Breakthrough 8/8  
Long dist. 0/0

7m penalties 1/1  
Fastbreak 1/2  
Breakthrough 6/8  
Long dist. 0/0

## Shooting statistics

Position	Goals	Sav.	Miss.	Post	Blk.	Total	%
Back (9m)	10	3	2	0	1	16	63
Line (6m)	7	1	1	0	0	9	78
Wing	9	3	2	0	0	14	64
7m penalties	4	0	0	0	0	4	100
Fastbreak	5	1	0	0	0	6	83
Breakthrough	8	0	0	0	0	8	100
<b>Total</b>	<b>43</b>	<b>8</b>	<b>5</b>	<b>0</b>	<b>1</b>	<b>57</b>	<b>75</b>

# Jersey number Tot. Total shooting 6m 6m (line) shooting 9m 9m shooting Wng. Wing shooting FB Fastbreak sh. 7m 7m penalty sh.  
Brk. Breakthrough sh. LD Long distance sh. As. Assists PC Pass clear chance E7 Earned 7m pen. TF Technical faults St. Steals  
2m 2m punishments C7. Committed 7m E2 Earned 2m pun. YC. Yellow cards R/B Red/Blue cards Blk. Blocks S Starting Line-up



# 2019 IHF Men's Junior (U21) World Championship

Pontevedra / Vigo (Spain)

Group A



Match Team Statistics  
Match No. 26

**Slovenia 43 - 16 United States of America**

19.7.2019. 18:30  
Attendance: 140  
As Travesas Sports Hall

(22 - 6) (21 - 10)

Referees: Bartosz Leszczynski (POL) / Marcin Piechota (POL)

## United States of America

Players		Goals / shots										Attack					Def.			Penalties			TP		
#	Surname and name	S	Tot.	%	9m	6m	Wing	7m	FB	Brk.	LD	As.	PC	E7	E2	TF	St.	C7	Blk	YC	2m	R		B	
1	INGRAM Rene Christian	S														1									17:47
2	SEIFERT Amir Benjamin		2/6	33	0/3				0/1	2/2		2				1	1								20:20
3	BENGOZI Asaf Joseph		2/2	100		1/1	1/1					1							1						21:09
4	BALTAGI Elyes Alexander		0/1	0			0/1															1			12:12
5	AMITOVIC Amar	S	4/11	36	3/10		1/1					1			4										43:11
6	KENNEDY William Scott		3/7	43	1/3					2/4					2		1					1			5:46
7	HAMM Aaron Nicholas	S	0/3	0	0/2		0/1					1	1	1	1	1	1	1							31:15
8	KOURY Austin Thomas	S	0/1	0			0/1																		47:15
10	KLERUD WHEELER Sebastian Michael		3/9	33	0/6			1/1		2/2					2	1	1			1	1				14:15
11	ZARIKOS Nikolas Antonis	S	1/2	50	0/1				1/1						1										39:48
12	ROBINSON Nicolas Aaron	S										1	1												52:59
13	STROMBERG Jonas Sven Davey		1/3	33	1/3								1		2										41:00
14	SKORUPA Paul	S																							9:59
15	RIETZ Zachary Mathew		0/1	0	0/1																				23:07
17	KUTLESA Jakov																			1					39:57
	Team / bench																								
	UKUPNO		16/46	35	5/29	1/1	2/5	1/1	1/2	6/8	0/0	6	2	1	1	14	3	3	2	1	3	0	0		

Goalkeepers		Saves / shots									
#	Surname and name	Tot.	%	9m	6m	Wing	7m	FB	Brk.	LD	
1	INGRAM Rene Christian	1/13	8	1/6		0/4	0/2		0/1		
12	ROBINSON Nicolas Aaron	7/38	18	2/7	1/8	3/8	0/2	1/6	0/7		
	TOTAL	8/51	16	3/13	1/8	3/12	0/4	2/6	0/8	0/0	

Coach: **Julio Sainz**

Number of attacks: 65, Efficiency: 25%, Average Duration: 41.1 seconds

### Attack by type of defense

	Shots	9m	6m	Wing	TF	E7	E2
On def. 6-0	1/5	0/4	0/0	0/0	0	0	0
On def. 5-1	13/38	5/25	1/1	2/5	14	1	1
Fastbreak	1/2				0	0	0

### Defense by type

	Total	9m	6m	Wing	Stl.	C7	2m
Def. 6-0	28/34	8/11	6/6	7/10	1	2	1
Def. 5-1	6/13	2/5	1/3	2/4	2	1	2
Fastbreak	5/6				0	0	0

### Attack with goalkeeper out

	Attack				Reaction		
	Att.	Eff.	Shots	TF	FB	LD	Tot.
GK in	65	25%	16/46	14	5/6	0/0	5/6

GK out attack is counted if one part or whole attack was GK out

### Defense with opponent goalkeeper out

	Attack				Reaction		
	Att.	Eff.	Shots	TF	FB	LD	Tot.
GK in	65	66%	43/57	9	1/2	0/0	1/2

### Attack with player superiority/minority

	Attack				Reaction		
	Att.	Eff.	Shots	TF	FB	LD	Tot.
Superiority +1	3	33%	1/2	1	0/0	0/0	0/0
Normal	43	23%	10/35	8	4/4	0/0	4/4
Minority -1	10	20%	2/3	4	1/2	0/0	1/2

Player superiority counted at the end of attack (in case it changes during attack)

### Defense with player superiority/minority

	Attack				Reaction		
	Att.	Eff.	Shots	TF	FB	LD	Tot.
Minority -1	8	63%	5/7	2	1/1	0/0	1/1
Normal	45	62%	28/37	7	0/1	0/0	0/1
Superiority +1	2	150%	3/3	0	0/0	0/0	0/0

# Jersey number Tot. Total shooting 6m 6m (line) shooting 9m 9m shooting Wng Wing shooting FB Fastbreak sh. 7m 7m penalty sh.  
Brk. Breakthrough sh. LD Long distance sh. As. Assists PC Pass clear chance E7 Earned 7m pen. TF Technical faults St. Steals  
2m 2m punishments C7. Committed 7m E2 Earned 2m pun. YC. Yellow cards R/B Red/Blue cards Blk. Blocks S Starting Line-up



# 2019 IHF Men's Junior (U21) World Championship

Pontevedra / Vigo (Spain)

Group A



Match Team Statistics  
Match No. 26

**Slovenia 43 - 16 United States of America**

19.7.2019. 18:30  
Attendance: 140  
As Travesas Sports Hall

(22 - 6) (21 - 10)

Referees: Bartosz Leszczynski (POL) / Marcin Piechota (POL)

## Shot distribution by player

### 2 A. Seifert

		2/2
	0/1	0/2

1 miss.

### 3 A. Bengozi

1/1		
		1/1

### 4 E. Baltagi

		0/1

### 5 A. Amitovic

0/1		1/1
	0/1	
1/1		1/1

1 post 1 miss. 3 block 1/1 lob

### 6 W. Kennedy

1/1		
1/1		1/2

1 post 1 miss. 1 block

### 7 A. Hamm

	0/1	

1 post 1 block

### 8 A. Koury

		0/1

### 10 S. Klerud Wheeler

	0/1	1/1
2/2		

2 post 1 miss. 2 block

### 11 N. Zarikos

	1/1	

1 miss.

### 13 J. Stromberg

		1/1
	0/1	
	0/1	

### 14 P. Skorupa


### 15 Z. Rietz

	0/1	

### 17 J. Kutlesa


### TOTAL

2/3	0/1	4/4
1/1	0/6	2/6
3/3	1/2	2/2

5 post 5 miss. 7 block 1/1 lob

## Saves distribution goalkeepers

### 1 R. Ingram

	0/2	0/1
		0/2
0/2	1/1	0/5

### 12 N. Robinson

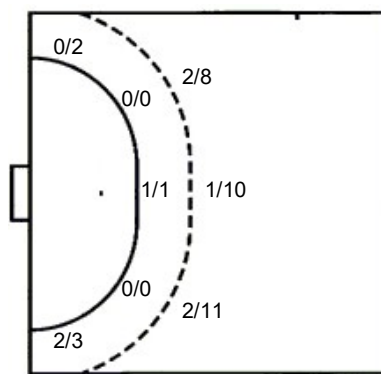
1/4	1/1	1/8
	0/1	1/4
0/7	3/5	0/6

### TOTAL

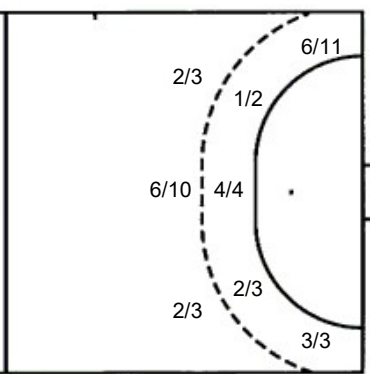
1/4	1/3	1/9
	0/1	1/6
0/9	4/6	0/11

## Shots by position

### ATTACK



### DEFENSE



7m penalties 1/1  
Fastbreak 1/2  
Breakthrough 6/8  
Long dist. 0/0

7m penalties 4/4  
Fastbreak 5/6  
Breakthrough 8/8  
Long dist. 0/0

## Shooting statistics

Position	Goals	Sav.	Miss.	Post	Blk.	Total	%
Back (9m)	5	10	4	3	7	29	17
Line (6m)	1	0	0	0	0	1	100
Wing	2	2	0	1	0	5	40
7m penalties	1	0	0	0	0	1	100
Fastbreak	1	1	0	0	0	2	50
Breakthrough	6	0	1	1	0	8	75
<b>Total</b>	<b>16</b>	<b>13</b>	<b>5</b>	<b>5</b>	<b>7</b>	<b>46</b>	<b>35</b>

# Jersey number Tot. Total shooting 6m 6m (line) shooting 9m 9m shooting Wng. Wing shooting FB Fastbreak sh. 7m 7m penalty sh.  
Brk. Breakthrough sh. LD Long distance sh. As. Assists PC Pass clear chance E7 Earned 7m pen. TF Technical faults St. Steals  
2m 2m punishments C7. Committed 7m E2 Earned 2m pun. YC. Yellow cards R/B Red/Blue cards Blk. Blocks S Starting Line-up

