



2019 IHF Men's Junior (U21) World Championship

Pontevedra / Vigo (Spain)

Group D



Match Team Statistics

Match No. 11

Iceland 26 - 19 Chile

(10 - 10) (16 - 9)

16.7.2019. 10:00

Attendance:

Pavillon Municipal de
Deportes de Pontevedra

Referees: Yufeng Cheng (CHN) / Yunlei Zhou (CHN)

Iceland

#	Surname and name	S	Goals / shots								Attack					Def.			Penalties			TP		
			Tot.	%	9m	6m	Wing	7m	FB	Brk.	LD	As.	PC	E7	E2	TF	St.	C7	Blk	YC	2m		R	B
1	SCHEVING Andri																							4:33
2	ASGEIRSSON Jakob Martin		5/6	83	1/1		2/2		2/3															28:25
3	ARONSSON Darri		2/3	67	2/3									1	3		2	1					1	19:40
4	VIGNISSON Hafpor Mar	S	1/1	100										3				4						36:06
5	GRIMM Hannes																					1		19:54
7	PORKELSSON Orri Freyr	S	4/7	57		0/1	2/4		2/2															30:00
9	GRIFFIN Daniel Orn													1				1						17:45
13	VALDIMARSSON Bjarni Ofeigur	S	4/8	50	2/5				2/3					3			1	3						52:09
14	JONSSON Sigbor Gunnar	S	2/3	67	1/2	1/1								1										18:00
16	HALLGRIMSSON Viktor Gisil	S	1/1	100										2				2						50:56
18	VIGNISSON Asgeir Snaer		0/1	0	0/1										1							1		19:00
19	GABRIEL MARTINEZ Robertsson	S	3/4	75			2/3		1/1									1						39:42
21	VIDARSSON Ellidi Snaer	S	1/2	50		1/2								1	1				3	1		2		34:57
24	DADASON Kristofer Andri		0/2	0					0/2					1	1									23:19
27	RIVERA Sveinn Jose		1/2	50		1/2																		6:46
34	OSTENBERG Orn Vesteinsson		2/6	33	1/4																			18:48
	Team / bench																							
	UKUPNO		26/46	57	7/16	3/6	6/9	0/0	5/6	3/6	2/3	13	6	0	3	12	0	3	1	1	4	0	0	

Goalkeepers		Saves / shots									
#	Surname and name	Tot.	%	9m	6m	Wing	7m	FB	Brk.	LD	
1	SCHEVING Andri	2/4	50	0/1	0/1	1/1			1/1		
16	HALLGRIMSSON Viktor Gisil	19/36	53	6/10	3/7	4/5	3/4		3/10		
	TOTAL	21/40	53	6/11	3/8	5/6	3/4	0/0	4/11	0/0	

Coach: Einar Andri Einarsson

Number of attacks: 55, Efficiency: 47%, Average Duration: 28.7 seconds

Attack by type of defense

	Shots	9m	6m	Wing	TF	E7	E2
On def. 6-0	19/37	7/16	3/6	6/9	12	0	3
Fastbreak	5/6				0	0	0

Defense by type

	Total	9m	6m	Wing	Stl.	C7	2m
Def. 6-0	17/41	5/16	4/7	1/6	0	3	4
Fastbreak	0/0				0	0	0

Attack with goalkeeper out

	Attack				Reaction		
	Att.	Eff.	Shots	TF	FB	LD	Tot.
GK out (7 on 6)	1	100%	1/4	0	0/0	0/0	0/0
GK in	54	46%	25/42	12	0/0	0/1	0/1

GK out attack is counted if one part or whole attack was GK out

Defense with opponent goalkeeper out

	Attack				Reaction		
	Att.	Eff.	Shots	TF	FB	LD	Tot.
GK out (7 on 6)	7	29%	2/7	1	1/1	1/1	2/2
GK in	45	36%	16/38	12	4/5	1/2	5/7

Attack with player superiority/minority

	Attack				Reaction		
	Att.	Eff.	Shots	TF	FB	LD	Tot.
Superiority +2	1	100%	1/1	0	0/0	0/0	0/0
Superiority +1	5	60%	3/5	1	0/0	0/1	0/1
Normal	34	47%	16/30	4	0/0	0/0	0/0
Minority -1	7	29%	2/5	2	0/0	0/0	0/0

Player superiority counted at the end of attack (in case it changes during attack)

Defense with player superiority/minority

	Attack				Reaction		
	Att.	Eff.	Shots	TF	FB	LD	Tot.
Minority -1	5	60%	3/9	0	0/0	0/0	0/0
Normal	34	32%	11/27	10	5/6	2/2	7/8
Superiority +1	5	0%	0/3	1	0/0	0/1	0/1
Superiority +2	1	100%	1/1	0	0/0	0/0	0/0

Jersey number Tot. Total shooting 6m 6m (line) shooting 9m 9m shooting Wng. Wing shooting FB Fastbreak sh. 7m 7m penalty sh.
Brk. Breakthrough sh. LD Long distance sh. As. Assists PC Pass clear chance E7 Earned 7m pen. TF Technical faults St. Steals
2m 2m punishments C7. Committed 7m E2 Earned 2m pun. YC. Yellow cards R/B Red/Blue cards Blk. Blocks S Starting Line-up



2019 IHF Men's Junior (U21) World Championship

Pontevedra / Vigo (Spain)

Group D



Match Team Statistics

Match No. 11

Iceland 26 - 19 Chile

(10 - 10) (16 - 9)

16.7.2019. 10:00

Attendance:

Pavillon Municipal de
Deportes de Pontevedra

Referees: Yufeng Cheng (CHN) / Yunlei Zhou (CHN)

Shot distribution by player

2 J. Asgeirsson

	0/1	1/1
	1/1	1/1
1/1		1/1

3 D. Aronsson

0/1		
1/1		1/1

4 H. Vignisson

	1/1	

5 H. Grimm

7 O. Porkelsson

		1/1
1/1		2/3

2 miss.

9 D. Griffin

13 B. Valdimarsson

1/1		1/2
0/1		1/1
0/1		1/1

1 miss.

14 S. Jonsson

		1/1
0/1		1/1

18 A. Vignisson

1 miss.

19 R. Gabriel Martinez

	1/1	
1/1		1/2

21 E. Vidarsson

1/1		

1 miss.

24 K. Dadason

	0/1	
0/1		

27 S. Rivera

1/1		

1 miss.

34 O. Ostenberg

	1/1	
	1/1	0/2

1 miss. 1 block

TOTAL

1/1	0/1	2/3
1/3	3/4	4/4
5/7	2/3	7/11

7 miss. 1 block

Saves distribution goalkeepers

1 A. Scheving

0/1	2/2	
0/1		

16 V. Hallgrimsson

0/3	3/4	
0/3	4/6	1/3
5/6	2/3	3/5

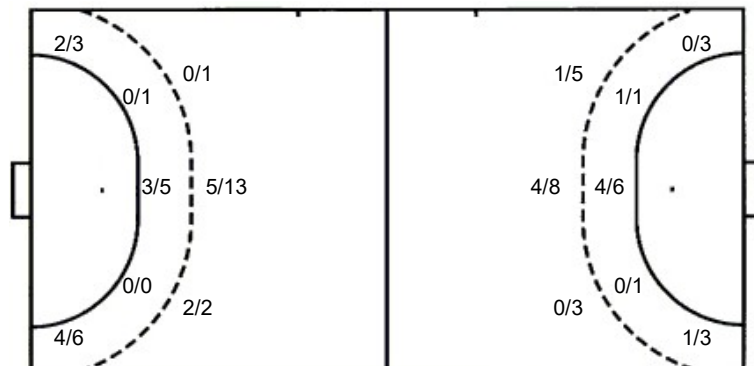
TOTAL

0/3	3/4	
0/4	6/8	1/3
5/7	2/3	3/5

Shots by position

ATTACK

DEFENSE



7m penalties 0/0
Fastbreak 5/6
Breakthrough 3/6
Long dist. 2/3

7m penalties 1/4
Fastbreak 0/0
Breakthrough 7/12
Long dist. 0/1

Shooting statistics

Position	Goals	Sav.	Miss.	Post	Blk.	Total	%
Back (9m)	7	6	2	0	1	16	44
Line (6m)	3	0	3	0	0	6	50
Wing	6	2	1	0	0	9	67
7m penalties	0	0	0	0	0	0	0
Fastbreak	5	1	0	0	0	6	83
Breakthrough	3	3	0	0	0	6	50
Total	24	12	6	0	1	43	56



2019 IHF Men's Junior (U21) World Championship

Pontevedra / Vigo (Spain)

Group D



Match Team Statistics

Match No. 11

Iceland 26 - 19 Chile

(10 - 10) (16 - 9)

16.7.2019. 10:00

Attendance:

Pavillon Municipal de Deportes de Pontevedra

Referees: Yufeng Cheng (CHN) / Yunlei Zhou (CHN)

Chile

Players		Goals / shots									Attack					Def.			Penalties			TP			
#	Surname and name	S	Tot.	%	9m	6m	Wing	7m	FB	Brk.	LD	As.	PC	E7	E2	TF	St.	C7	Blk	YC	2m	R	B		
1	GONZALEZ Vicente	S	0/1	0							0/1														53:07
3	PEREZ Diego		0/1	0						0/1						1									11:26
4	GUTIERREZ Felipe		2/4	50	0/2					2/2				2		2									20:24
5	TESTA Iair																								
8	VALENZUELA Emilio	S	2/4	50	2/4								1			4									42:30
10	CABRALES Matias		1/1	100		1/1							1			1									8:32
11	CABRERA Maximiliano	S	1/2	50		1/1	0/1							1	1										47:22
13	AHUMADA Francisco	S	1/2	50			1/2																		21:50
14	ILLESCA Benjamin		1/1	100	1/1																				41:55
16	CARO Diego																								
17	LOPEZ Jose Luis	S	3/6	50		3/6													1	1	2				56:20
18	BAUMANN Julio	S	4/13	31	2/6			0/2		2/5		2	2				1								28:34
23	ARANCIBIA Diego		0/3	0			0/2			0/1						2									6:43
25	GONZALEZ Nicolas																								
32	SALGADO Danilo		1/3	33			0/1	1/2																	43:50
44	CODINA Aaron	S	3/6	50	0/3					3/3		2	2	1	3	3									37:27
	Team / bench																								
	UKUPNO		19/47	40	5/16	5/8	1/6	1/4	0/0	7/12	0/1	4	6	4	4	13	1	0	1	1	2	0	0		

Goalkeepers		Saves / shots								
#	Surname and name	Tot.	%	9m	6m	Wing	7m	FB	Brk.	LD
1	GONZALEZ Vicente	12/35	34	6/12	0/3	2/8		1/6	3/6	
16	CARO Diego									
	TOTAL	12/35	34	6/12	0/3	2/8	0/0	1/6	3/6	0/0

Coach: Pablo Nunez

Number of attacks: 53, Efficiency: 36%, Average Duration: 38.1 seconds

Attack by type of defense

	Shots	9m	6m	Wing	TF	E7	E2
On def. 6-0	17/41	5/16	4/7	1/6	13	4	4
Fastbreak	0/0				0	0	0

Defense by type

	Total	9m	6m	Wing	Stl.	C7	2m
Def. 6-0	19/37	7/16	3/6	6/9	1	0	2
Fastbreak	5/6				0	0	0

Attack with goalkeeper out

	Attack				Reaction		
	Att.	Eff.	Shots	TF	FB	LD	Tot.
GK out (7 on 6)	7	29%	2/7	1	1/1	1/1	2/2
GK out pl. minority	1	0%	0/1	0	0/0	0/0	0/0
GK in	45	36%	16/38	12	4/5	1/2	5/7

GK out attack is counted if one part or whole attack was GK out

Attack with player superiority/minority

	Attack				Reaction		
	Att.	Eff.	Shots	TF	FB	LD	Tot.
Superiority +1	5	60%	3/9	0	0/0	0/0	0/0
Normal	34	32%	11/27	10	5/6	2/2	7/8
Minority -1	5	0%	0/3	1	0/0	0/1	0/1
Minority -2	1	100%	1/1	0	0/0	0/0	0/0

Player superiority counted at the end of attack (in case it changes during attack)

Defense with opponent goalkeeper out

	Attack				Reaction		
	Att.	Eff.	Shots	TF	FB	LD	Tot.
GK out pl. super.	0	0%	0/0	0	0/0	0/0	0/0
GK in	54	46%	25/42	12	0/0	0/1	0/1

Defense with player superiority/minority

	Attack				Reaction		
	Att.	Eff.	Shots	TF	FB	LD	Tot.
Minority -2	1	100%	1/1	0	0/0	0/0	0/0
Minority -1	5	60%	3/5	1	0/0	0/1	0/1
Normal	34	47%	16/30	4	0/0	0/0	0/0
Superiority +1	7	29%	2/5	2	0/0	0/0	0/0

Jersey number Tot. Total shooting 6m 6m (line) shooting 9m 9m shooting Wng. Wing shooting FB Fastbreak sh. 7m 7m penalty sh.
 Brk. Breakthrough sh. LD Long distance sh. As. Assists PC Pass clear chance E7 Earned 7m pen. TF Technical faults St. Steals
 2m 2m punishments C7 Committed 7m E2 Earned 2m pun. YC Yellow cards R/B Red/Blue cards Blk. Blocks S Starting Line-up



2019 IHF Men's Junior (U21) World Championship

Pontevedra / Vigo (Spain)

Group D



Match Team Statistics

Match No. 11

Iceland 26 - 19 Chile

(10 - 10) (16 - 9)

16.7.2019. 10:00

Attendance:

Pavillon Municipal de Deportes de Pontevedra

Referees: Yufeng Cheng (CHN) / Yunlei Zhou (CHN)

Shot distribution by player

3 D. Perez

1 miss.

4 F. Gutierrez

	1/1	
		1/1

1 miss. 1 block

5 I. Testa

8 E. Valenzuela

1/1		
1/1		

2 miss.

10 M. Cabrales

1/1		

11 M. Cabrera

	0/1	1/1

13 F. Ahumada

1/1	0/1	

14 B. Illesca

1/1		

17 J. Lopez

	1/1	
0/2		

2/3 lob

18 J. Baumann

1/1	1/1	
	0/4	
1/2	1/2	0/3

23 D. Arancibia

	0/1	
		0/1
0/1		

25 N. Gonzalez

32 D. Salgado

1/1	0/2	

44 A. Codina

1/1	0/1	2/2
0/1		

1 miss.

TOTAL

3/3	1/4	
4/4	2/8	2/3
2/7	1/3	2/5

5 miss. 1 block 2/3 lob

Saves distribution goalkeepers

1 V. Gonzalez

0/1	1/1	1/3
2/3	1/5	0/4
2/7	1/3	4/11

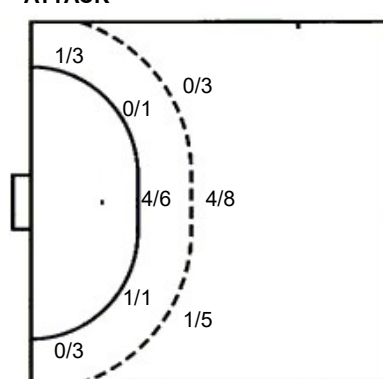
16 D. Caro

TOTAL

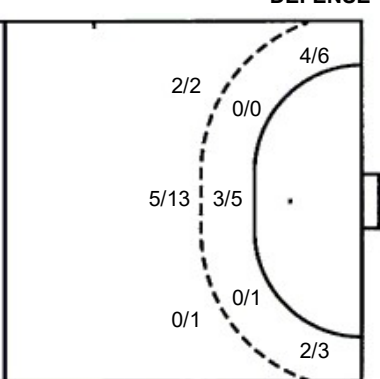
0/1	1/1	1/3
2/3	1/5	0/4
2/7	1/3	4/11

Shots by position

ATTACK



DEFENSE



7m penalties 1/4
Fastbreak 0/0
Breakthrough 7/12
Long dist. 0/1

7m penalties 0/0
Fastbreak 5/6
Breakthrough 3/6
Long dist. 2/3

Shooting statistics

Position	Goals	Sav.	Miss.	Post	Blk.	Total	%
Back (9m)	5	6	4	0	1	16	31
Line (6m)	5	3	0	0	0	8	63
Wing	1	5	0	0	0	6	17
7m penalties	1	3	0	0	0	4	25
Fastbreak	0	0	0	0	0	0	0
Breakthrough	7	4	1	0	0	12	58
Total	19	21	5	0	1	46	41

