



# 2019 IHF Men's Junior (U21) World Championship

Pontevedra / Vigo (Spain)

Group D



Match Team Statistics

Match No. 10

## Germany 43 - 25 Argentina

(17 - 16) (26 - 9)

16.7.2019. 14:00

Attendance: 120

Pavillon Municipal de  
Deportes de Pontevedra

Referees: Tatiana Berzkina (RUS) / Viktoriia Alpaidze (RUS)

### Germany

#	Surname and name	S	Goals / shots								Attack					Def.			Penalties			TP				
			Tot.	%	9m	6m	Wing	7m	FB	Brk.	LD	As.	PC	E7	E2	TF	St.	C7	Blk	YC	2m		R	B		
1	KLIMPKE Till	S																							28:05	
3	IGNATOV Dimitri		4/5	80			2/2		2/3					2	1		1	2	1							29:59
4	BACKS Fin		3/4	75			2/2		0/1		1/1			1												22:27
5	MATTHES Tim	S	3/3	100					1/1	2/2																30:19
6	NEUHAUS Max		2/3	67		2/3																				8:24
7	STAAR Max	S	2/4	50			2/3			0/1							1									30:00
8	STUTZKE Lukas		4/7	57	2/5		1/1			1/1				2	1	1	1									37:34
10	HEYMANN Sebastian	S	4/4	100	2/2				1/1	1/1				3								2				41:07
13	THIELE Yoshua	S	1/2	50	1/1		0/1										1		1	2	1	1				40:15
14	KLEIN Jannek	S	2/3	67	2/3									4	3											30:58
15	SCHREIBER Hendrik	S	7/7	100	4/4				1/1	2/2				1			1	1		1	1					32:00
17	MICHEL Mattis		2/3	67		1/1		0/1	1/1					2		2	1									33:18
18	TIMM Marcel																						2			8:32
19	MORANTE MALDONADO Eloy		9/9	100	3/3	1/1		2/2		3/3						1										18:53
99	MOHS Max													1												28:09
	Team / bench																									
	UKUPNO		43/54	80	14/18	4/5	7/9	2/3	6/8	9/10	1/1			15	6	4	5	4	1	2	5	1	4	0	0	

#	Surname and name	Saves / shots								
		Tot.	%	9m	6m	Wing	7m	FB	Brk.	LD
1	KLIMPKE Till	2/16	13	1/6	0/4	1/2	0/1		0/3	
99	MOHS Max	10/21	48	5/8	2/4	1/1	0/1	1/1	1/6	
	TOTAL	12/37	32	6/14	2/8	2/3	0/2	1/1	1/9	0/0

Coach: **Martin Heuberger**

Number of attacks: 58, Efficiency: 74%, Average Duration: 21.7 seconds

### Attack by type of defense

	Shots	9m	6m	Wing	TF	E7	E2
On def. 6-0	34/42	14/18	4/5	7/9	4	4	5
Fastbreak	6/8				0	0	0

### Defense by type

	Total	9m	6m	Wing	Stl.	C7	2m
Def. 6-0	23/41	8/20	6/8	1/3	1	2	4
Fastbreak	0/1				0	0	0

### Attack with goalkeeper out

	Attack				Reaction		
	Att.	Eff.	Shots	TF	FB	LD	Tot.
GK out (7 on 6)	1	300%	3/3	0	0/0	0/0	0/0
GK out pl. minority	1	100%	1/1	0	0/0	0/0	0/0
GK in	56	70%	39/50	4	0/1	0/0	0/1

GK out attack is counted if one part or whole attack was GK out

### Defense with opponent goalkeeper out

	Attack				Reaction		
	Att.	Eff.	Shots	TF	FB	LD	Tot.
GK out (7 on 6)	5	0%	0/0	2	0/0	0/0	0/0
GK out pl. super.	2	50%	1/1	0	0/0	0/0	0/0
GK in	51	47%	24/44	12	6/8	1/1	7/9

### Attack with player superiority/minority

	Attack				Reaction		
	Att.	Eff.	Shots	TF	FB	LD	Tot.
Superiority +2	2	50%	1/2	0	0/0	0/0	0/0
Superiority +1	11	73%	8/9	1	0/0	0/0	0/0
Normal	28	71%	20/27	2	0/1	0/0	0/1
Minority -1	7	86%	6/7	0	0/0	0/0	0/0

Player superiority counted at the end of attack (in case it changes during attack)

### Defense with player superiority/minority

	Attack				Reaction		
	Att.	Eff.	Shots	TF	FB	LD	Tot.
Minority -1	9	44%	4/6	3	2/2	0/0	2/2
Normal	26	38%	10/23	4	3/4	1/1	4/5
Superiority +1	10	30%	3/6	4	0/0	0/0	0/0
Superiority +2	2	0%	0/1	1	0/1	0/0	0/1

# Jersey number    Tot. Total shooting    6m 6m (line) shooting    9m 9m shooting    Wng. Wing shooting    FB Fastbreak sh.    7m 7m penalty sh.  
 Brk. Breakthrough sh.    LD Long distance sh.    As. Assists    PC Pass clear chance    E7 Earned 7m pen.    TF Technical faults    St. Steals  
 2m 2m punishments    C7 Committed 7m    E2 Earned 2m pun.    YC. Yellow cards    R/B Red/Blue cards    Blk. Blocks    S Starting Line-up



# 2019 IHF Men's Junior (U21) World Championship

Pontevedra / Vigo (Spain)

Group D



Match Team Statistics

Match No. 10

## Germany 43 - 25 Argentina

(17 - 16) (26 - 9)

16.7.2019. 14:00

Attendance: 120

Pavillon Municipal de  
Deportes de Pontevedra

Referees: Tatiana Berzkina (RUS) / Viktoriia Alpaidze (RUS)

### Shot distribution by player

**3 D. Ignatov**

1/2	2/2	
		1/1

**4 F. Backs**

	1/1	
		1/1
	0/1	1/1

**5 T. Matthes**

2/2		
		1/1

**6 M. Neuhaus**

0/1	1/1	
1/1		

**7 M. Staar**

1/1	0/1	
		0/1
	1/1	

**8 L. Stutzke**

		2/2
		1/1
0/2		

1 miss. 1/1 lob

**10 S. Heymann**

1/1		
1/1	1/1	1/1

**13 Y. Thiele**

	1/1	
		0/1

**14 J. Klein**

	1/1	
1/1		

1 miss.

**15 H. Schreiber**

		2/2
1/1		
3/3	1/1	

**17 M. Michel**

	1/1	
1/1		
		0/1

**18 M. Timm**


**19 E. Morante**

1/1		1/1
1/1		
2/2	2/2	2/2

2 miss. 1/1 lob

**TOTAL**

6/8	7/8	5/5
4/4		2/3
7/9	5/6	6/8

2 miss. 1/1 lob

### Saves distribution goalkeepers

**1 T. Klimpke**

0/3		0/3
0/1		
0/1	1/3	1/4

**99 M. Mohs**

0/2	3/4	0/1
2/3	2/2	0/1
0/3	1/2	2/3

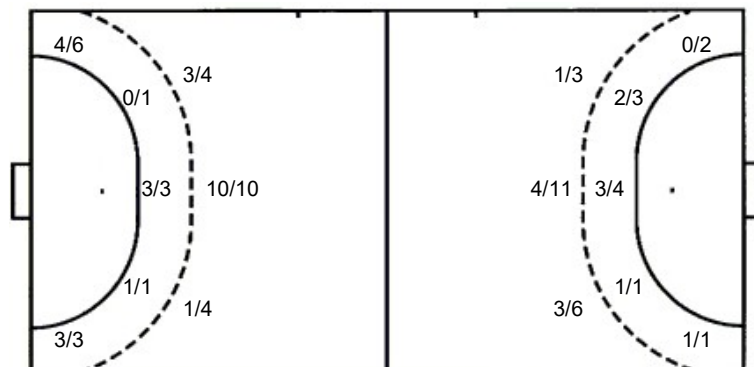
**TOTAL**

0/5	3/4	0/4
2/4	2/2	0/1
0/4	2/5	3/7

### Shots by position

ATTACK

DEFENSE



7m penalties 2/3  
Fastbreak 6/8  
Breakthrough 9/10  
Long dist. 1/1

7m penalties 2/3  
Fastbreak 0/1  
Breakthrough 8/10  
Long dist. 0/0

### Shooting statistics

Position	Goals	Sav.	Miss.	Post	Blk.	Total	%
Back (9m)	14	2	2	0	0	18	78
Line (6m)	4	1	0	0	0	5	80
Wing	7	2	0	0	0	9	78
7m penalties	2	1	0	0	0	3	67
Fastbreak	6	2	0	0	0	8	75
Breakthrough	9	1	0	0	0	10	90
<b>Total</b>	<b>42</b>	<b>9</b>	<b>2</b>	<b>0</b>	<b>0</b>	<b>53</b>	<b>79</b>



# 2019 IHF Men's Junior (U21) World Championship

Pontevedra / Vigo (Spain)

Group D



Match Team Statistics  
Match No. 10

**Germany 43 - 25 Argentina**  
(17 - 16) (26 - 9)

16.7.2019. 14:00  
Attendance: 120  
Pavillon Municipal de  
Deportes de Pontevedra

Referees: Tatiana Berzkina (RUS) / Viktoriia Alpaidze (RUS)

## Argentina

Players		Goals / shots										Attack					Def.			Penalties			TP		
#	Surname and name	S	Tot.	%	9m	6m	Wing	7m	FB	Brk.	LD	As.	PC	E7	E2	TF	St.	C7	Blk	YC	2m	R		B	
1	GIOVAGNOLA Santiago Agustin	S																							28:36
3	FLORES Tomas Ezequiel	S	1/1	100			1/1																		30:27
4	GONZALEZ Franco															1									22:38
5	SAUD SULAK Federico Tomas	S	3/4	75	1/2					2/2															34:28
6	PEGURI Tomas														1										1:23
7	GIMENEZ Federico Agustin																1		1						17:03
8	SCHANKULA Valentin	S	0/1	0			0/1																		52:03
9	MARTINEZ CAMI Pedro	S	3/7	43	1/4	1/2				1/1		3		1	2	1	1	1		1	1				44:09
10	MINGUEZ Pablo Emanuel		0/1	0						0/1						1									11:21
11	LOPEZ PEREZ Ignacio Tomas	S	10/13	77	5/7			1/2		4/4		1	1		1	4									35:39
12	AGNOLETTI Nicolas Gaston																								31:14
13	SANFELIPPO Manuel Augusto		0/1	0			0/1											1				1			18:48
14	BASUALDO Mauricio		2/5	40	1/3	1/1			0/1							1									13:36
16	CANETE Tomas		1/5	20	0/3					1/2		1		1	1	4									22:43
18	MARINARO Tomas Joaquin		2/4	50	0/1	2/3										1		1				2			31:32
19	SAMUDIO Nicolas Alejandro	S	3/3	100		2/2		1/1															1		24:20
	Team / bench																								
	UKUPNO		25/45	56	8/20	6/8	1/3	2/3	0/1	8/10	0/0	5	1	2	4	14	1	4	0	2	5	0	0		

Goalkeepers		Saves / shots									
#	Surname and name	Tot.	%	9m	6m	Wing	7m	FB	Brk.	LD	
1	GIOVAGNOLA Santiago Agustin	3/20	15	2/9		1/4	0/1	0/2	0/4		
12	AGNOLETTI Nicolas Gaston	6/30	20	0/7	1/5	1/5	1/2	2/5	1/6		
	TOTAL	9/50	18	2/16	1/5	2/9	1/3	3/7	1/10	0/0	

Coach: **Fernando Luis Capurro**

Number of attacks: 58, Efficiency: 43%, Average Duration: 40.3 seconds

### Attack by type of defense

	Shots	9m	6m	Wing	TF	E7	E2
On def. 6-0	23/41	8/20	6/8	1/3	14	2	4
Fastbreak	0/1				0	0	0

### Defense by type

	Total	9m	6m	Wing	Stl.	C7	2m
Def. 6-0	34/42	14/18	4/5	7/9	1	4	5
Fastbreak	6/8				0	0	0

### Attack with goalkeeper out

	Attack				Reaction		
	Att.	Eff.	Shots	TF	FB	LD	Tot.
GK out (7 on 6)	5	0%	0/0	2	0/0	0/0	0/0
GK out pl. minority	2	50%	1/1	0	0/0	0/0	0/0
GK in	51	47%	24/44	12	6/8	1/1	7/9

GK out attack is counted if one part or whole attack was GK out

### Defense with opponent goalkeeper out

	Attack				Reaction		
	Att.	Eff.	Shots	TF	FB	LD	Tot.
GK out (7 on 6)	1	300%	3/3	0	0/0	0/0	0/0
GK out pl. super.	1	100%	1/1	0	0/0	0/0	0/0
GK in	56	70%	39/50	4	0/1	0/0	0/1

### Attack with player superiority/minority

	Attack				Reaction		
	Att.	Eff.	Shots	TF	FB	LD	Tot.
Superiority +1	9	44%	4/6	3	2/2	0/0	2/2
Normal	26	38%	10/23	4	3/4	1/1	4/5
Minority -1	10	30%	3/6	4	0/0	0/0	0/0
Minority -2	2	0%	0/1	1	0/1	0/0	0/1

Player superiority counted at the end of attack (in case it changes during attack)

### Defense with player superiority/minority

	Attack				Reaction		
	Att.	Eff.	Shots	TF	FB	LD	Tot.
Minority -2	2	50%	1/2	0	0/0	0/0	0/0
Minority -1	11	73%	8/9	1	0/0	0/0	0/0
Normal	28	71%	20/27	2	0/1	0/0	0/1
Superiority +1	7	86%	6/7	0	0/0	0/0	0/0

# Jersey number  
Brk. Breakthrough sh.  
2m 2m punishments  
Tot. Total shooting  
LD Long distance sh.  
C7 Committed 7m  
6m 6m (line) shooting  
As. Assists  
E2 Earned 2m pun.  
9m 9m shooting  
PC Pass clear chance  
YC Yellow cards  
Wng. Wing shooting  
E7 Earned 7m pen.  
R/B Red/Blue cards  
FB Fastbreak sh.  
TF Technical faults  
Blk. Blocks  
7m 7m penalty sh.  
St. Steals  
S Starting Line-up



# 2019 IHF Men's Junior (U21) World Championship

Pontevedra / Vigo (Spain)

Group D



Match Team Statistics

Match No. 10

## Germany 43 - 25 Argentina

(17 - 16) (26 - 9)

16.7.2019. 14:00

Attendance: 120

Pavillon Municipal de  
Deportes de Pontevedra

Referees: Tatiana Berzkina (RUS) / Viktoriia Alpaidze (RUS)

### Shot distribution by player

3 T. Flores


1/1 lob

4 F. Gonzalez


5 F. Saud Sulak

2/2		
	1/1	0/1

6 T. Peguri


7 F. Gimenez


8 V. Schankula

	0/1	

9 P. Martinez Cami

	0/1	1/1
	1/1	1/2

2 block

10 P. Miguez


1 post

11 I. Lopez Perez

3/3		3/3
1/1	1/1	2/3

1 miss. 1 block

13 M. Sanfelippo

	0/1	

14 M. Basualdo

1/1	0/1	
1/1	0/1	

1 block

16 T. Canete

	1/1	
0/1	0/1	

1 post 1 block

18 T. Marinaro

1/1		
0/1	0/1	1/1

19 N. Samudio

2/2		1/1

### TOTAL

5/5	1/4	4/4
2/4	0/2	1/1
4/4	3/5	4/7

2 post 1 miss. 5 block 1/1 lob

### Saves distribution goalkeepers

1 S. Giovagnola

0/4	0/1	0/3
0/2		1/2
2/5	0/2	0/1

12 N. Agnoletti

2/4	1/7	0/2
0/2		0/1
0/4	1/4	2/7

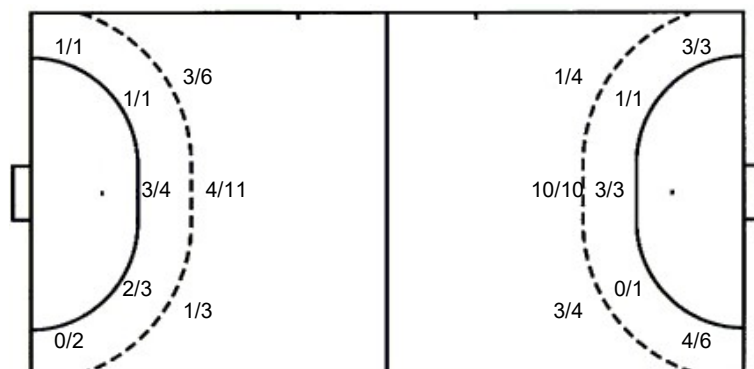
### TOTAL

2/8	1/8	0/5
0/4		1/3
2/9	1/6	2/8

### Shots by position

ATTACK

DEFENSE



7m penalties 2/3  
Fastbreak 0/1  
Breakthrough 8/10  
Long dist. 0/0

7m penalties 2/3  
Fastbreak 6/8  
Breakthrough 9/10  
Long dist. 1/1

### Shooting statistics

Position	Goals	Sav.	Miss.	Post	Blk.	Total	%
Back (9m)	8	6	0	1	5	20	40
Line (6m)	6	2	0	0	0	8	75
Wing	1	2	0	0	0	3	33
7m penalties	2	0	1	0	0	3	67
Fastbreak	0	1	0	0	0	1	0
Breakthrough	8	1	0	1	0	10	80
<b>Total</b>	<b>25</b>	<b>12</b>	<b>1</b>	<b>2</b>	<b>5</b>	<b>45</b>	<b>56</b>

# Jersey number Tot. Total shooting 6m 6m (line) shooting 9m 9m shooting Wng. Wing shooting FB Fastbreak sh. 7m 7m penalty sh.  
Brk. Breakthrough sh. LD Long distance sh. As. Assists PC Pass clear chance E7 Earned 7m pen. TF Technical faults St. Steals  
2m 2m punishments C7. Committed 7m E2 Earned 2m pun. YC. Yellow cards R/B Red/Blue cards Blk. Blocks S Starting Line-up



# 2019 IHF Men's Junior (U21) World Championship

## Pontevedra / Vigo (Spain)

### Group D



Match Team Statistics

Match No. 10

### Germany 43 - 25 Argentina

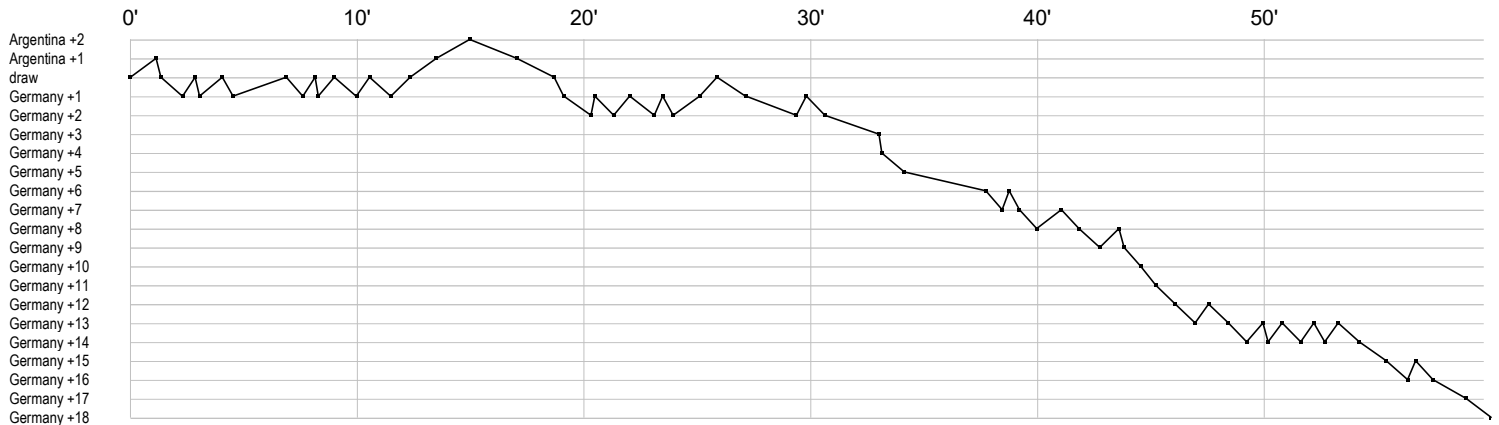
(17 - 16) (26 - 9)

16.7.2019. 14:00

Attendance: 120

Pavillon Municipal de Deportes de Pontevedra

Referees: Tatiana Berzkina (RUS) / Viktoriia Alpaidze (RUS)



### Germany

1 Klimpke T	r	r	sr	r	r	r	r	r	r	r	r	r	r	r	r	r	r	r	rs	r
3 Ignatov D																				
4 Backs F																				
5 Matthes T																				
6 Neuhaus M																				
7 Staar M																				
8 Stutze L																				
10 Heymann S																				
13 Thiele Y																				
14 Klein J																				
15 Schreiber H																				
17 Michel M																				
18 Timm M																				
19 Morante																				
99 Mohs M																				

### Argentina

1 Giovagnola S	r	r	r	r	r	r	r	r	r	r	r	r	r	r	r	r	r	r	r	r
3 Flores T																				
4 Gonzalez F																				
5 Saud Sulak F																				
6 Peguri T																				
7 Gimenez F																				
8 Schankula V																				
9 Martinez																				
10 Minguez P																				
11 Lopez Perez I																				
12 Agnoletti N																				
13 Sanfelippo M																				
14 Basualdo M																				
16 Canete T																				
18 Marinaro T																				
19 Samudio N																				

In game	<b>g</b> Goal scored	<b>f</b> Missed shot	<b>a</b> Assist	<b>t</b> Technical faults	<b>b</b> Steal
2 2min suspension	<b>e</b> Eearned 7m	<b>c</b> Committed 7m	<b>y</b> Yellow card	<b>r</b> Red Card	<b>k</b> Blue card
<b>i</b> Earned 2min.	<b>x</b> Block	<b>4</b> 4min suspension	<b>p</b> Pass for clear chance	<b>s</b> Saved shot	<b>r</b> Received goal