



2019 IHF Men's Junior (U21) World Championship

Pontevedra / Vigo (Spain)

Group A



Match Team Statistics

Spain 34 - 13 United States of

16.7.2019. 21:00

Match No. 3

America

Attendance:

(21 - 5) (13 - 8)

Pavillon Municipal de
Deportes de Pontevedra

Referees: Youcef Belkhiri (ALG) / Sid Ali Hamidi (ALG)

Spain

| # | Surname and name | S | Goals / shots | | | | | | | | Attack | | | | Def. | | | Penalties | | | TP | | | |
|----|--------------------------------|---|---------------|-----|-------|-----|------|-----|------|------|--------|-----|----|----|------|----|-----|-----------|-----|----|----|----|---|-------|
| | | | Tot. | % | 9m | 6m | Wing | 7m | FB | Brk. | LD | As. | PC | E7 | E2 | TF | St. | C7 | Blk | YC | | 2m | R | B |
| 1 | RAMIREZ SANTANA Kilian Garano. | S | | | | | | | | | | 1 | 1 | | | | | | | | | | | 29:43 |
| 5 | MARTINEZ LOBATO Alvaro | | 2/3 | 67 | | 2/2 | | | 0/1 | | | | | | | 2 | | 1 | | | | | | 42:01 |
| 6 | MONTOYA MARTINEZ Ivan Jose | | 0/1 | 0 | | 0/1 | | | | | | | | 1 | | | | | | | | | | 22:53 |
| 7 | SUAREZ DIAZ Natan Antonio | S | 1/1 | 100 | | | | | | | | 1 | | | | | | | | | | | | 14:42 |
| 9 | AMIBILIA ARISTI Mikel | S | 1/3 | 33 | 1/3 | | | | | | | 2 | | | | 1 | | | | | | | | 49:56 |
| 10 | TARRAFETA SERRANO Ian | | 4/5 | 80 | 1/2 | 1/1 | | | 2/2 | | | 2 | 2 | | | | | | | | | | | 12:12 |
| 11 | OLIVERAS FLORETA Pau | | 2/3 | 67 | 2/3 | | | | | | | 1 | | | 1 | | | | | | | 1 | | 20:01 |
| 12 | BROTO LACAMBRA Daniel Jorge | S | | | | | | | | | | 1 | | | | | | | | | | | | 26:52 |
| 13 | GOENAGA ECHAVE Eneko | | | | | | | | | | | | 1 | 1 | | | 2 | 1 | 1 | 2 | | | | 23:25 |
| 15 | SERRADILLA CUENCA Antonio | S | 1/2 | 50 | 1/2 | | | | | | | 4 | 1 | | | | | | | 1 | 2 | | | 48:37 |
| 18 | MARTINEZ LOBATO Miguel | | 3/3 | 100 | 3/3 | | | | | | | 4 | | | | 1 | 1 | | | | | | | 13:12 |
| 19 | DIOCOUCOUMARE Mamadou L. | | 6/8 | 75 | 2/3 | | 1/1 | | 3/4 | | | | | | | | | | | | | | | 26:55 |
| 21 | ZABALA UGARTEBRU Mikel | S | 5/8 | 63 | | 4/6 | | 1/2 | | | | 1 | | | 1 | 1 | | | | | | | | 28:36 |
| 22 | MARTINEZ BAGES Adria | | 2/5 | 40 | 0/1 | 2/4 | | | | | | | | 1 | 1 | | 1 | 1 | | | | | | 18:10 |
| 23 | VALERA ROVIRA Pol | | 1/2 | 50 | 0/1 | 1/1 | | | | | | 1 | 1 | | | | | | | | | | | 4:09 |
| 25 | PEREZ ARCE Gonzalo | S | 6/7 | 86 | | 0/1 | 3/3 | 3/3 | | | | | | | 1 | | 1 | | 1 | | | | | 38:36 |
| | Team / bench | | | | | | | | | | | | | | | | | | | | | | | |
| | UKUPNO | | 34/51 | 67 | 10/18 | 4/5 | 7/12 | 3/3 | 7/10 | 3/3 | 0/0 | 16 | 7 | 3 | 4 | 1 | 4 | 6 | 3 | 3 | 7 | 0 | 0 | |

| # | Surname and name | Saves / shots | | | | | | | | |
|----|--------------------------------|---------------|----|------|-----|------|-----|-----|------|-----|
| | | Tot. | % | 9m | 6m | Wing | 7m | FB | Brk. | LD |
| 1 | RAMIREZ SANTANA Kilian Garano. | 6/11 | 55 | 2/4 | 2/3 | | 2/3 | 0/1 | | |
| 12 | BROTO LACAMBRA Daniel Jorge | 9/17 | 53 | 6/8 | 2/2 | | 0/4 | | 1/3 | |
| | TOTAL | 15/28 | 54 | 8/12 | 4/5 | 0/0 | 2/7 | 0/1 | 1/3 | 0/0 |

Coach: Isidoro Martinez Martin

Number of attacks: 36, Efficiency: 94%, Average Duration: 46.9 seconds

Attack by type of defense

| | Shots | 9m | 6m | Wing | TF | E7 | E2 |
|-------------|-------|------|-----|------|----|----|----|
| On def. 6-0 | 16/25 | 8/13 | 2/3 | 3/6 | 0 | 3 | 3 |
| On def. 5-1 | 8/13 | 2/5 | 2/2 | 4/6 | 1 | 0 | 1 |
| Fastbreak | 7/10 | | | | 0 | 0 | 0 |

Defense by type

| | Total | 9m | 6m | Wing | Stl. | C7 | 2m |
|-----------|-------|------|-----|------|------|----|----|
| Def. 6-0 | 6/20 | 3/12 | 1/5 | 0/0 | 3 | 5 | 6 |
| Def. 5-1 | 1/9 | 1/7 | 0/2 | 0/0 | 1 | 1 | 1 |
| Fastbreak | 1/1 | | | | 0 | 0 | 0 |

Attack with goalkeeper out

| | Attack | | | | Reaction | | |
|---------------------|--------|------|-------|----|----------|-----|------|
| | Att. | Eff. | Shots | TF | FB | LD | Tot. |
| GK out pl. minority | 1 | 0% | 0/0 | 0 | 0/0 | 0/0 | 0/0 |
| GK in | 35 | 97% | 34/51 | 1 | 1/1 | 0/0 | 1/1 |

GK out attack is counted if one part or whole attack was GK out

Attack with player superiority/minority

| | Attack | | | | Reaction | | |
|----------------|--------|------|-------|----|----------|-----|------|
| | Att. | Eff. | Shots | TF | FB | LD | Tot. |
| Superiority +2 | 2 | 100% | 2/2 | 0 | 0/0 | 0/0 | 0/0 |
| Superiority +1 | 9 | 111% | 10/16 | 1 | 0/0 | 0/0 | 0/0 |
| Normal | 18 | 100% | 18/27 | 0 | 1/1 | 0/0 | 1/1 |
| Minority -1 | 5 | 40% | 2/3 | 0 | 0/0 | 0/0 | 0/0 |
| Minority -2 | 1 | 100% | 1/2 | 0 | 0/0 | 0/0 | 0/0 |

Player superiority counted at the end of attack (in case it changes during attack)

Defense with opponent goalkeeper out

| | Attack | | | | Reaction | | |
|-------|--------|------|-------|----|----------|-----|------|
| | Att. | Eff. | Shots | TF | FB | LD | Tot. |
| GK in | 36 | 33% | 12/36 | 18 | 7/10 | 0/0 | 7/10 |

Defense with player superiority/minority

| | Attack | | | | Reaction | | |
|----------------|--------|------|-------|----|----------|-----|------|
| | Att. | Eff. | Shots | TF | FB | LD | Tot. |
| Minority -2 | 2 | 0% | 0/1 | 1 | 0/0 | 0/0 | 0/0 |
| Minority -1 | 4 | 100% | 4/5 | 3 | 0/0 | 0/0 | 0/0 |
| Normal | 17 | 35% | 6/19 | 7 | 4/6 | 0/0 | 4/6 |
| Superiority +1 | 9 | 22% | 2/10 | 5 | 3/4 | 0/0 | 3/4 |
| Superiority +2 | 2 | 0% | 0/0 | 2 | 0/0 | 0/0 | 0/0 |

Jersey number Tot. Total shooting 6m 6m (line) shooting 9m 9m shooting Wng. Wing shooting FB Fastbreak sh. 7m 7m penalty sh.
Brk. Breakthrough sh. LD Long distance sh. As. Assists E7 Earned 7m pen. TF Technical faults St. Steals
2m 2m punishments C7 Committed 7m E2 Earned 2m pun. YC Yellow cards R/B Red/Blue cards Blk. Blocks S Starting Line-up



2019 IHF Men's Junior (U21) World Championship

Pontevedra / Vigo (Spain)

Group A



Match Team Statistics

Match No. 3

Spain 34 - 13 United States of America

(21 - 5) (13 - 8)

16.7.2019. 21:00

Attendance:

Pavillon Municipal de Deportes de Pontevedra

Referees: Youcef Belkhiri (ALG) / Sid Ali Hamidi (ALG)

Shot distribution by player

5 A. Martínez Lobato

| | | |
|--|-----|-----|
| | | 1/1 |
| | 0/1 | |
| | | |

1/1 lob

6 I. Montoya Martínez

| | | |
|-----|--|--|
| 0/1 | | |
| | | |
| | | |

7 N. Suarez Diaz

| | | |
|-----|--|--|
| | | |
| | | |
| 1/1 | | |

9 M. Amibilia Aristi

| | | |
|--|--|-----|
| | | 0/1 |
| | | 1/1 |
| | | |

1 post

10 I. Tarrafeta Serrano

| | | |
|--|-----|-----|
| | | 2/2 |
| | | |
| | 1/2 | 1/1 |

11 P. Oliveras Floreta

| | | |
|-----|--|--|
| | | |
| | | |
| 1/1 | | |
| 1/1 | | |

1 post

13 E. Goenaga Echave

| | | |
|--|--|--|
| | | |
| | | |
| | | |

15 A. Serradilla Cuenca

| | | |
|-----|--|-----|
| | | |
| | | 0/1 |
| 1/1 | | |

18 M. Martínez Lobato

| | | |
|-----|--|-----|
| 2/2 | | 1/1 |
| | | |
| | | |

19 M. Diocou Soumare

| | | |
|-----|--|--|
| 3/3 | | |
| | | |
| 3/3 | | |

2 miss.

21 M. Zabala Ugartebru

| | | |
|-----|-----|-----|
| | | 1/1 |
| | | |
| 1/1 | 0/1 | 2/3 |

1 post 1/1 lob

22 A. Martínez Bages

| | | |
|-----|--|-----|
| | | |
| | | 0/1 |
| 0/1 | | |

1 post 2/2 lob

23 P. Valera Rovira

| | | |
|--|--|--|
| | | |
| | | |
| | | |

1 miss. 1/1 lob

25 G. Perez Arce

| | | |
|-----|--|-----|
| | | |
| | | |
| 2/2 | | |
| | | 4/4 |

1 post

TOTAL

| | | |
|-----|-----|-----|
| 5/6 | | 5/6 |
| 3/3 | 0/1 | 1/3 |
| 7/8 | 1/3 | 7/8 |

5 post 3 miss. 5/5 lob

Saves distribution goalkeepers

1 K. Ramirez Santana

| | | |
|-----|-----|-----|
| | | 0/1 |
| 1/2 | 2/2 | 0/2 |
| 2/2 | 1/1 | 0/1 |

12 D. Broto Lacambra

| | | |
|-----|-----|-----|
| 0/3 | 1/1 | 1/2 |
| 1/1 | 1/1 | |
| 2/3 | 3/4 | 0/2 |

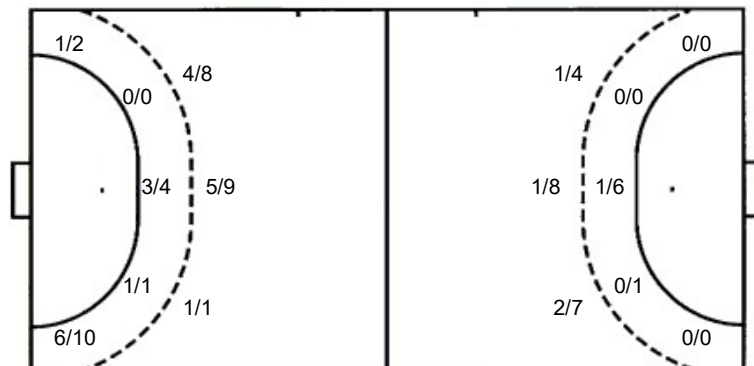
TOTAL

| | | |
|-----|-----|-----|
| 0/3 | 1/1 | 1/3 |
| 2/3 | 3/3 | 0/2 |
| 4/5 | 4/5 | 0/3 |

Shots by position

ATTACK

DEFENSE



7m penalties 3/3
Fastbreak 7/10
Breakthrough 3/3
Long dist. 0/0

7m penalties 5/7
Fastbreak 1/1
Breakthrough 2/3
Long dist. 0/0

Shooting statistics

| Position | Goals | Sav. | Miss. | Post | Blk. | Total | % |
|--------------|-----------|----------|----------|----------|----------|-----------|-----------|
| Back (9m) | 10 | 4 | 2 | 2 | 0 | 18 | 56 |
| Line (6m) | 4 | 1 | 0 | 0 | 0 | 5 | 80 |
| Wing | 7 | 2 | 0 | 3 | 0 | 12 | 58 |
| 7m penalties | 3 | 0 | 0 | 0 | 0 | 3 | 100 |
| Fastbreak | 7 | 2 | 1 | 0 | 0 | 10 | 70 |
| Breakthrough | 3 | 0 | 0 | 0 | 0 | 3 | 100 |
| Total | 34 | 9 | 3 | 5 | 0 | 51 | 67 |

Jersey number
Brk. Breakthrough sh.
2m 2m punishments
Tot. Total shooting
LD Long distance sh.
C7. Committed 7m
6m 6m (line) shooting
As. Assists
E2 Earned 2m pun.
9m 9m shooting
PC Pass clear chance
YC. Yellow cards
Wng. Wing shooting
E7 Earned 7m pen.
R/B Red/Blue cards
FB Fastbreak sh.
TF Technical faults
Blk. Blocks
7m 7m penalty sh.
St. Steals
S Starting Line-up



2019 IHF Men's Junior (U21) World Championship

Pontevedra / Vigo (Spain)

Group A



Match Team Statistics

Spain 34 - 13 United States of

16.7.2019. 21:00

Match No. 3

America

Attendance:

(21 - 5) (13 - 8)

Pavillon Municipal de
Deportes de Pontevedra

Referees: Youcef Belkhiri (ALG) / Sid Ali Hamidi (ALG)

United States of America

| # | Surname and name | Goals / shots | | | | | | | | | Attack | | | | | Def. | | | Penalties | | | TP | | | |
|----|----------------------------------|---------------|-------|-----|------|-----|------|-----|-----|------|--------|-----|----|----|----|------|-----|----|-----------|----|----|----|---|---|-------|
| | | S | Tot. | % | 9m | 6m | Wing | 7m | FB | Brk. | LD | As. | PC | E7 | E2 | TF | St. | C7 | Blk | YC | 2m | | R | B | |
| 1 | INGRAM Rene Christian | | | | | | | | | | | | | | | | | | | | | | | | 7:45 |
| 2 | SEIFERT Amir Benjamin | | 5/7 | 71 | 1/1 | 0/1 | | 4/4 | | 0/1 | | | 1 | 1 | 2 | 3 | | | | | | | | | 36:17 |
| 3 | BENGOZI Asaf Joseph | S | 1/5 | 20 | 0/3 | | | 1/2 | | | | | 2 | | 1 | 2 | | | | | | | | | 43:27 |
| 4 | BALTAGI Elyes Alexander | S | 2/6 | 33 | 1/4 | | | 0/1 | | 1/1 | | | | | | | | | | | | 1 | | | 54:52 |
| 5 | AMITOVIC Amar | S | 2/11 | 18 | 0/7 | 1/3 | | | | 1/1 | | | | 2 | 1 | 2 | 1 | 1 | | | | | | | 28:34 |
| 6 | KENNEDY William Scott | | | | | | | | | | | | | | | 2 | | | | | | | | | 6:35 |
| 7 | HAMM Aaron Nicholas | S | 0/2 | 0 | | 0/2 | | | | | | | | | | 3 | | | | | | | | | 19:47 |
| 8 | KOURY Austin Thomas | | | | | | | | | | | | | | | | | | | | | | | | |
| 10 | KLERUD WHEELER Sebastian Michael | S | 2/4 | 50 | 1/3 | | | | | 1/1 | | | 1 | | | 2 | | 1 | | | | 1 | 1 | | 40:18 |
| 11 | ZARIKOS Nikolas Antonis | | | | | | | | | | | | | | | | | | | | | | 1 | | 24:16 |
| 12 | ROBINSON Nicolas Aaron | S | | | | | | | | | | | | | | | | | | | | | | | 49:16 |
| 13 | STROMBERG Jonas Sven Davey | | 1/1 | 100 | 1/1 | | | | | | | | | | | | | | | | | | | | 12:46 |
| 14 | SKORUPA Paul | S | | | | | | | | | | | | 2 | 3 | 3 | | | | | | 1 | | | 47:40 |
| 15 | RIETZ Zachary Mathew | | | | | | | | | | | | | | | | | | | | | | | | 2:54 |
| 17 | KUTLESA Jakov | | 0/1 | 0 | | 0/1 | | | | | | | | | | 1 | | | | | | | 2 | | 28:47 |
| 18 | BABIC Marko | | | | | | | | | | | | | | | | | | | | | | | | 16:46 |
| | Team / bench | | | | | | | | | | | | | | | | | | | | | | | | |
| | UKUPNO | | 13/37 | 35 | 4/19 | 1/7 | 0/0 | 5/7 | 1/1 | 2/3 | 0/0 | 0 | 4 | 5 | 7 | 18 | 1 | 2 | 0 | 1 | 5 | 1 | 0 | | |

| Goalkeepers | | Saves / shots | | | | | | | | |
|-------------|------------------------|---------------|----|------|-----|------|-----|-----|------|-----|
| # | Surname and name | Tot. | % | 9m | 6m | Wing | 7m | FB | Brk. | LD |
| 1 | INGRAM Rene Christian | 2/6 | 33 | 1/1 | 0/2 | 0/1 | | 1/2 | | |
| 12 | ROBINSON Nicolas Aaron | 7/37 | 19 | 3/13 | 1/3 | 2/8 | 0/3 | 1/7 | 0/3 | |
| | TOTAL | 9/43 | 21 | 4/14 | 1/5 | 2/9 | 0/3 | 2/9 | 0/3 | 0/0 |

Coach: **Julio Sainz**

Number of attacks: 36, Efficiency: 36%, Average Duration: 48.1 seconds

Attack by type of defense

| | Shots | 9m | 6m | Wing | TF | E7 | E2 |
|-------------|-------|------|-----|------|----|----|----|
| On def. 6-0 | 6/20 | 3/12 | 1/5 | 0/0 | 17 | 4 | 6 |
| On def. 5-1 | 1/9 | 1/7 | 0/2 | 0/0 | 1 | 1 | 1 |
| Fastbreak | 1/1 | | | | 0 | 0 | 0 |

Defense by type

| | Total | 9m | 6m | Wing | Stl. | C7 | 2m |
|-----------|-------|------|-----|------|------|----|----|
| Def. 6-0 | 16/25 | 8/13 | 2/3 | 3/6 | 1 | 2 | 4 |
| Def. 5-1 | 8/13 | 2/5 | 2/2 | 4/6 | 0 | 0 | 1 |
| Fastbreak | 7/10 | | | | 0 | 0 | 0 |

Attack with goalkeeper out

| | Attack | | | | Reaction | | |
|-------|--------|------|-------|----|----------|-----|------|
| | Att. | Eff. | Shots | TF | FB | LD | Tot. |
| GK in | 36 | 33% | 12/36 | 18 | 7/10 | 0/0 | 7/10 |

GK out attack is counted if one part or whole attack was GK out

Attack with player superiority/minority

| | Attack | | | | Reaction | | |
|----------------|--------|------|-------|----|----------|-----|------|
| | Att. | Eff. | Shots | TF | FB | LD | Tot. |
| Superiority +2 | 2 | 0% | 0/1 | 1 | 0/0 | 0/0 | 0/0 |
| Superiority +1 | 4 | 100% | 4/5 | 3 | 0/0 | 0/0 | 0/0 |
| Normal | 17 | 35% | 6/19 | 7 | 4/6 | 0/0 | 4/6 |
| Minority -1 | 9 | 22% | 2/10 | 5 | 3/4 | 0/0 | 3/4 |
| Minority -2 | 2 | 0% | 0/0 | 2 | 0/0 | 0/0 | 0/0 |

Player superiority counted at the end of attack (in case it changes during attack)

Defense with opponent goalkeeper out

| | Attack | | | | Reaction | | |
|-----------------|--------|------|-------|----|----------|-----|------|
| | Att. | Eff. | Shots | TF | FB | LD | Tot. |
| GK out (7 on 6) | 0 | 0% | 0/0 | 0 | 0/0 | 0/0 | 0/0 |
| GK in | 35 | 97% | 34/51 | 1 | 1/1 | 0/0 | 1/1 |

Defense with player superiority/minority

| | Attack | | | | Reaction | | |
|----------------|--------|------|-------|----|----------|-----|------|
| | Att. | Eff. | Shots | TF | FB | LD | Tot. |
| Minority -2 | 2 | 100% | 2/2 | 0 | 0/0 | 0/0 | 0/0 |
| Minority -1 | 9 | 111% | 10/16 | 1 | 0/0 | 0/0 | 0/0 |
| Normal | 18 | 100% | 18/27 | 0 | 1/1 | 0/0 | 1/1 |
| Superiority +1 | 5 | 40% | 2/3 | 0 | 0/0 | 0/0 | 0/0 |
| Superiority +2 | 1 | 100% | 1/2 | 0 | 0/0 | 0/0 | 0/0 |

Jersey number Tot. Total shooting 6m 6m (line) shooting 9m 9m shooting Wng. Wing shooting FB Fastbreak sh. 7m 7m penalty sh.
 Brk. Breakthrough sh. LD Long distance sh. As. Assists E7 Earned 7m pen. TF Technical faults St. Steals
 2m 2m punishments C7. Committed 7m E2 Earned 2m pun. YC. Yellow cards R/B Red/Blue cards Blk. Blocks S Starting Line-up



2019 IHF Men's Junior (U21) World Championship

Pontevedra / Vigo (Spain)

Group A



Match Team Statistics

Spain 34 - 13 United States of

16.7.2019. 21:00

Match No. 3

America

Attendance:

(21 - 5) (13 - 8)

Pavillon Municipal de Deportes de Pontevedra

Referees: Youcef Belkhiri (ALG) / Sid Ali Hamidi (ALG)

Shot distribution by player

2 A. Seifert

| | | |
|-----|-----|-----|
| 1/1 | | 2/2 |
| | 0/1 | |
| 1/1 | 1/2 | |

3 A. Bengozi

| | | |
|-----|-----|-----|
| | 0/1 | |
| 0/1 | | |
| | 0/1 | 1/1 |

1 miss.

4 E. Baltagi

| | | |
|-----|-----|-----|
| | | |
| 0/1 | 0/1 | 1/1 |
| 0/2 | | 1/1 |

5 A. Amitovic

| | | |
|-----|-----|-----|
| | | |
| | | 1/1 |
| 0/2 | 0/1 | 1/1 |

3 post 3 block

6 W. Kennedy

| | | |
|--|--|--|
| | | |
| | | |
| | | |

7 A. Hamm

| | | |
|--|-----|-----|
| | | 0/1 |
| | | |
| | 0/1 | |

8 A. Koury

| | | |
|--|--|--|
| | | |
| | | |
| | | |

10 S. Klerud Wheeler

| | | |
|-----|--|--|
| 1/1 | | |
| 1/1 | | |
| | | |

1 post 1 miss.

11 N. Zarikos

| | | |
|--|--|--|
| | | |
| | | |
| | | |

13 J. Stromberg

| | | |
|-----|--|--|
| 1/1 | | |
| | | |
| | | |

14 P. Skorupa

| | | |
|--|--|--|
| | | |
| | | |
| | | |

15 Z. Rietz

| | | |
|--|--|--|
| | | |
| | | |
| | | |

17 J. Kutlesa

| | | |
|--|-----|--|
| | | |
| | 0/1 | |
| | | |

18 M. Babic

| | | |
|--|--|--|
| | | |
| | | |
| | | |

TOTAL

| | | |
|-----|-----|-----|
| 3/3 | 0/1 | 2/3 |
| 1/3 | 0/3 | 2/2 |
| 1/5 | 1/5 | 3/3 |

4 post 2 miss. 3 block

Saves distribution goalkeepers

1 R. Ingram

| | | |
|-----|--|-----|
| | | 0/2 |
| | | 1/1 |
| 0/1 | | 1/1 |

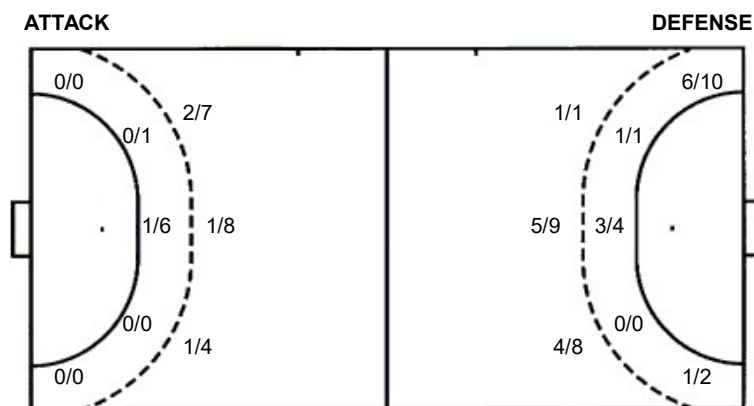
12 N. Robinson

| | | |
|-----|-----|-----|
| 1/6 | | 1/4 |
| 0/3 | 1/1 | 1/2 |
| 1/7 | 2/3 | 0/7 |

TOTAL

| | | |
|-----|-----|-----|
| 1/6 | | 1/6 |
| 0/3 | 1/1 | 2/3 |
| 1/8 | 2/3 | 1/8 |

Shots by position



Shooting statistics

| Position | Goals | Sav. | Miss. | Post | Blk. | Total | % |
|--------------|-----------|-----------|----------|----------|----------|-----------|-----------|
| Back (9m) | 4 | 8 | 2 | 3 | 2 | 19 | 21 |
| Line (6m) | 1 | 4 | 0 | 1 | 1 | 7 | 14 |
| Wing | 0 | 0 | 0 | 0 | 0 | 0 | 0 |
| 7m penalties | 5 | 2 | 0 | 0 | 0 | 7 | 71 |
| Fastbreak | 1 | 0 | 0 | 0 | 0 | 1 | 100 |
| Breakthrough | 2 | 1 | 0 | 0 | 0 | 3 | 67 |
| Total | 13 | 15 | 2 | 4 | 3 | 37 | 35 |

7m penalties 5/7
Fastbreak 1/1
Breakthrough 2/3
Long dist. 0/0

7m penalties 3/3
Fastbreak 7/10
Breakthrough 3/3
Long dist. 0/0



2019 IHF Men's Junior (U21) World Championship

Pontevedra / Vigo (Spain)

Group A



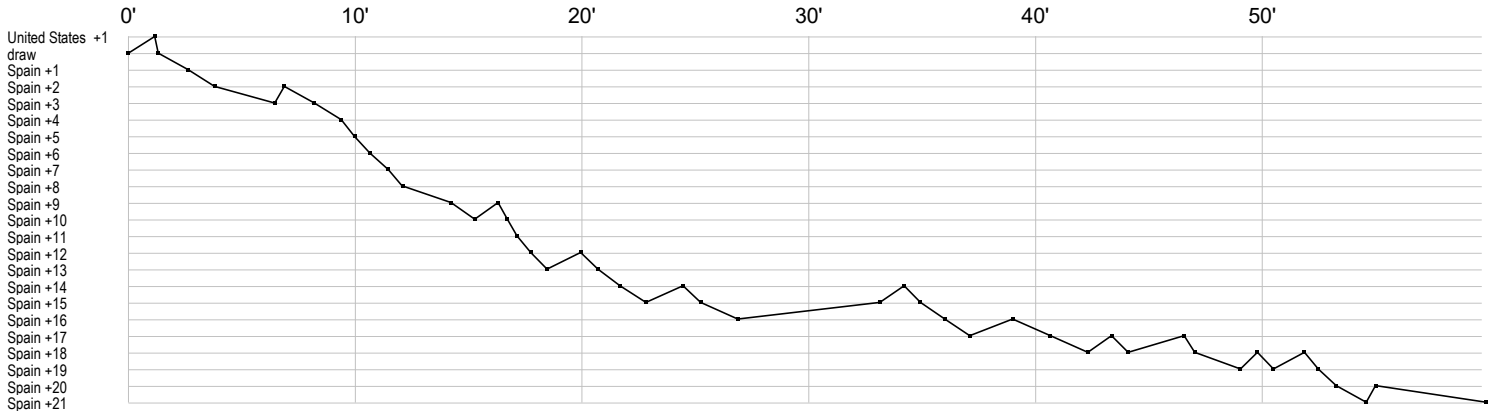
Match Team Statistics
Match No. 3

Spain 34 - 13 United States of America

(21 - 5) (13 - 8)

16.7.2019. 21:00
Attendance:
Pavillon Municipal de
Deportes de Pontevedra

Referees: Youcef Belkhiri (ALG) / Sid Ali Hamidi (ALG)



Spain

| | | | | | | |
|------------------|-----------------------|-----------|---------|----------|---------|-----------------|
| 1 Ramirez | r s ss r a r r s r ss | | | | | p |
| 5 Martinez | | f b b 2 | | | | x 2 g |
| 6 Montoya | | | | e f | | |
| 7 Suarez Diaz | | g a | | | | |
| 9 Ambilia Aristi | | g p | | f p c f | | |
| 10 Tarrafeta | g a | g p g | | p g fa | | |
| 11 Oliveras | | | a 2 | | g g | f i |
| 12 Broto | | | | r sr s r | r r | ssr s sar s s s |
| 13 Goenaga | cye | x i | 2 | | 2c | |
| 15 Serradilla | | y a a 2 | a a | | 2 p f g | |
| 18 Martinez | | b g a g a | | | | g c a |
| 19 Diocou | | | g g g g | g g f f | | g |
| 21 Zabala | g | g gb f | | | | g g a f f t |
| 22 Martinez | | | c | x g f f | i e g | f |
| 23 Valera Rovira | | | g | f | | a p |
| 25 Perez Arce G | g yc f g g | gi | | | g g | |

United States of America

| | | | | | | |
|----------------|-----------------|--------------|-----------|---------|----------------------------|-------------|
| 1 Ingram R | | | | | | r r r s s |
| 2 Seifert A | | t | ieg i | | t pg | t g f g f g |
| 3 Bengozi A | f | p | | t f t p | g | i f f |
| 4 Baltagi E | f | | | f g f | f g | 2 |
| 5 Amitovic A | g c | f f bt tg | | f f f | f f | f i e fe f |
| 6 Kennedy W | | t | | | t | |
| 7 Hamm A | f | | t | | t | f |
| 8 Koury A | | | | | | |
| 10 Klerud | f p g t f | | t | | g c 2 r | |
| 11 Zarikos N | | | 2 | | | |
| 12 Robinson N | r r r r r r r r | sr s r r r r | r r r r r | r | s r r r s s sr r r s r r r | |
| 13 Stromberg J | | | | | | g |
| 14 Skorupa P | e y t | | t i | | i i e t | |
| 15 Rietz Z | | | | | | |
| 17 Kutlesa J | 2 | | 2 | | f | |
| 18 Babic M | | | | | | |

| | | | | | |
|-------------------|---------------|-------------------|-------------------------|--------------------|-----------------|
| In game | g Goal scored | f Missed shot | a Assist | t Technical faults | b Steal |
| 2 2min suspension | e Eearned 7m | c Committed 7m | y Yellow card | r Red Card | k Blue card |
| i Earned 2min. | x Block | 4 4min suspension | p Pass for clear chance | s Saved shot | r Received goal |