



IHF Trophy Inter-Continental Phase Youth (U18)



2. round

Match Team Statistics

Match No. 3

Georgia 36 - 20 Tahiti

(18 - 9) (18 - 11)

8.3.2023. 13:00

Attendance: 37

BN Arena

Referees: Mohamed Chouraki (MAR) / Achraf El Mouniri (MAR)

Georgia

#	Surname and name	S	Goals / shots							Attack				Def.			Penalties			TP				
			Tot.	%	9m	6m	Wing	7m	FB	Brk.	LD	As.	PC	E7	E2	TF	St.	C7	Blk		YC	2m	R	B
1	RUKHADZE Gigi	S									2												28:58	
7	MUKBANIANI Luka	S	8/10	80			7/9		1/1				1	1		1							28:42	
8	TARIELADZE Nugzar		4/4	100			3/3		1/1				1		2								25:47	
10	DARSANIA Sandro	S	7/9	78	5/5	1/2		0/1		1/1			11	1		4							51:23	
12	KAMADADZE Temuri																						31:03	
16	PANTSKHAVA Levani																							
19	ARESHIDZE Giorgi		3/6	50	0/1	2/2				1/3			7	1	1	4							33:24	
22	GRISHIKASHVILI Giorgi	S	1/1	100		1/1									1		1						34:14	
23	ABULADZE Anri		1/3	33			0/2		1/1						1	1							28:58	
27	KHELISUPALI Vakhtang	S	8/9	89			3/4		4/4	1/1					1	1							29:02	
28	MELIAVA Giga	S	2/5	40	0/2				0/1	2/2			1	4		1	1		3	1	1		50:47	
30	SHERVASHIDZE Nikolozi		2/2	100						2/2													16:59	
33	LANCHAVA Luka	S												1	1	1			1		1		39:42	
71	GRISHIKASHVILI Davit		0/2	0			0/2						1	2		1			2			1	21:01	
	Team / bench																							
	UKUPNO		36/51	71	5/8	4/5	13/18	0/3	7/8	7/9	0/0		22	8	3	3	16	4	1	6	1	2	1	0

Goalkeepers		Saves / shots								
#	Surname and name	Tot.	%	9m	6m	Wing	7m	FB	Brk.	LD
1	RUKHADZE Gigi	11/20	55	9/16	1/2	1/2				
12	KAMADADZE Temuri	8/19	42	4/11	0/3	3/4	1/1			
	TOTAL	19/39	49	13/27	1/5	4/6	1/1	0/0	0/0	0/0

Coach: **George Gvazava**

Number of attacks: 64, Efficiency: 56%, Average Duration: 24.69 seconds

Attack by type of defense

	Shots	9m	6m	Wing	TF	E7	E2
On def. 6-0	29/40	5/8	4/5	13/18	16	3	3
Fastbreak	7/8				0	0	0

Defense by type

	Total	9m	6m	Wing	Stl.	C7	2m
Def. 6-0	19/55	13/43	4/6	2/6	4	1	1
Def. 5-1	1/2	1/2	0/0	0/0	0	0	1
Fastbreak	0/0				0	0	0

Attack with superiority / minority / goalkeeper out

	Attack				Reaction		
	Att.	Eff.	Shots	TF	FB	LD	Tot.
6 on 6 (GK out)	2	50%	1/1	1	0/0	0/0	0/0
6 on 6	46	59%	27/33	13			
6 on 5	12	50%	6/11	1			
5 on 6	4	50%	2/3	1			

Player superiority / GK out counted at the end of attack (in case it changes during attack)

Defense with superiority / minority / goalkeeper out

	Attack				Reaction		
	Att.	Eff.	Shots	TF	FB	LD	Tot.
6 on 6	49	29%	14/37	12			
5 on 6	7	43%	3/7	0			
6 on 5	7	43%	3/7	0			

Numbers show attacking numbers of opponent. Lower efficiency of opponent means better defense of this team

Jersey number Tot. Total shooting 6m 6m (line) shooting 9m 9m shooting Wng Wing shooting FB Fastbreak sh. 7m 7m penalty sh.
 Brk. Breakthrough sh. LD Long distance sh. As. Assists PC Pass clear chance E7 Earned 7m pen. TF Technical faults St. Steals
 2m 2m punishments C7. Committed 7m E2 Earned 2m pun. YC. Yellow cards R/B Red/Blue cards Blk. Blocks S Starting Line-up



IHF Trophy Inter-Continental Phase Youth (U18)



2. round

Match Team Statistics

Match No. 3

Georgia 36 - 20 Tahiti

(18 - 9) (18 - 11)

8.3.2023. 13:00

Attendance: 37

BN Arena

Referees: Mohamed Chouraki (MAR) / Achraf El Mouniri (MAR)

Shot distribution by player

7 L. Mukbaniani

1/1		
2/2	0/1	
3/3	1/1	1/1

1 post

8 N. Tarieladze

1/1		
2/2		1/1

10 S. Darsania

1/1	0/1	
2/2		4/4

1 post

16 L. Pantskhava

19 G. Areshidze

1/2		
1/1		1/1

2 post

22 G. Grishikashvili

1/1		

23 A. Abuladze

0/1	0/1	
		1/1

27 V. Khelisupali

		2/2
		2/2
2/2	2/2	

1 miss.

28 G. Meliava

		0/1
0/1		2/2

1 miss.

30 N. Shervashidze

		1/1
1/1		

33 L. Lanchava

71 D. Grishikashvili

0/1	0/1	

TOTAL

1/1		3/3
5/8	0/4	2/3
12/13	3/3	10/10

4 post 2 miss.

Saves distribution goalkeepers

1 G. Rukhadze

2/2	5/5	2/4
1/3	0/1	1/5

12 T. Kamadadze

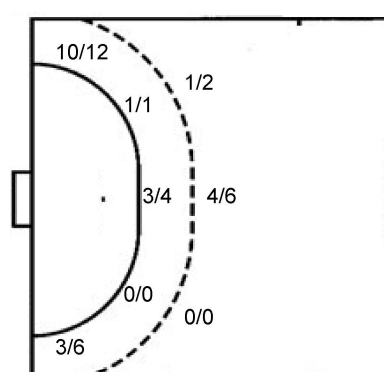
0/1	4/4	4/6
0/4	0/1	0/2

TOTAL

2/3	9/9	6/10
1/7	0/2	1/7

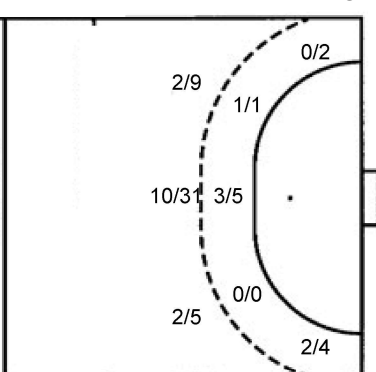
Shots by position

ATTACK



7m penalties	0/3
Fastbreak	7/8
Breakthrough	7/9
Long dist.	0/0

DEFENSE



7m penalties	0/2
Fastbreak	0/0
Breakthrough	0/0
Long dist.	0/0

Shooting statistics

Position	Goals	Sav.	Miss.	Post	Blk.	Total	%
Back (9m)	5	2	0	1	0	8	63
Line (6m)	4	0	0	1	0	5	80
Wing	13	3	1	1	0	18	72
7m penalties	0	3	0	0	0	3	0
Fastbreak	7	0	1	0	0	8	88
Breakthrough	7	1	0	1	0	9	78
Total	36	9	2	4	0	51	71

Jersey number Tot. Total shooting 6m 6m (line) shooting 9m 9m shooting Wng Wing shooting FB Fastbreak sh. 7m 7m penalty sh.
 Brk. Breakthrough sh. LD Long distance sh. As. Assists PC Pass clear chance E7 Earned 7m pen. TF Technical faults St. Steals
 2m 2m punishments C7. Committed 7m E2 Earned 2m pun. YC. Yellow cards R/B Red/Blue cards Blk. Blocks S Starting Line-up

Handball statistics and livescore by Toma-soft ltd (www.toma-soft.hr)



IHF Trophy Inter-Continental Phase Youth (U18)



2. round

Match Team Statistics

Georgia 36 - 20 Tahiti

8.3.2023. 13:00

Match No. 3

(18 - 9) (18 - 11)

Attendance: 37

BN Arena

Referees: Mohamed Chouraki (MAR) / Achraf El Mouniri (MAR)

Tahiti

Players		Goals / shots									Attack				Def.			Penalties			TP				
#	Surname and name	S	Tot.	%	9m	6m	Wing	7m	FB	Brk.	LD	As.	PC	E7	E2	TF	St.	C7	Blk	YC		2m	R	B	
3	TEIHO Manearii		0/2	0			0/2											1				1			31:59
4	TETUANUI Hoahere	S	4/17	24	4/15		0/2					1	1	1				1							49:28
5	TANE Timi	S	2/7	29	0/4	1/2	1/1										1	1							47:00
6	TAORA Aroarii	S	3/8	38	3/6			0/2																	48:32
7	CHENG TANG KIVAI Kawai	S	3/3	100		3/3						1					1	1							53:59
9	TAORA Tefau	S	1/1	100			1/1												1						24:52
10	BARFF Vaipuahere		5/12	42	5/12								1		1	3									38:59
11	TETUANUI Tehaurani		0/1	0		0/1																			25:36
12	TAURAA Eldad	S																							53:16
13	POAREU Vehiatua	S	2/8	25	2/8							1					2								39:32
16	LE CORRE Titouan																								6:47
Team / bench																									
UKUPNO			20/59	34	14/45	4/6	2/6	0/2	0/0	0/0	0/0	3	3	1	2	12	2	3	0	0	4	1	0		

Goalkeepers		Saves / shots								
#	Surname and name	Tot.	%	9m	6m	Wing	7m	FB	Brk.	LD
12	TAURAA Eldad	8/41	20	2/7	0/3	2/15	3/3	0/6	1/7	
16	LE CORRE Titouan	1/4	25		0/1	1/1		0/1	0/1	
TOTAL		9/45	20	2/7	0/4	3/16	3/3	0/7	1/8	0/0

Coach: Heipuru Barff

Number of attacks: 63, Efficiency: 32%, Average Duration: 32.58 seconds

Attack by type of defense

	Shots	9m	6m	Wing	TF	E7	E2
On def. 6-0	19/55	13/43	4/6	2/6	12	1	1
On def. 5-1	1/2	1/2	0/0	0/0	0	0	1
Fastbreak	0/0				0	0	0

Defense by type

	Total	9m	6m	Wing	Stl.	C7	2m
Def. 6-0	29/40	5/8	4/5	13/18	2	3	4
Fastbreak	7/8				0	0	0

Attack with superiority / minority / goalkeeper out

	Attack				Reaction		
	Att.	Eff.	Shots	TF	FB	LD	Tot.
6 on 6	49	29%	14/37	12			
5 on 6	7	43%	3/7	0			
6 on 5	7	43%	3/7	0			

Player superiority / GK out counted at the end of attack (in case it changes during attack)

Defense with superiority / minority / goalkeeper out

	Attack				Reaction		
	Att.	Eff.	Shots	TF	FB	LD	Tot.
6 on 6 (GK out)	2	50%	1/1	1	0/0	0/0	0/0
6 on 6	46	59%	27/33	13			
6 on 5	12	50%	6/11	1			
5 on 6	4	50%	2/3	1			

Numbers show attacking numbers of opponent. Lower efficiency of opponent means better defense of this team

Jersey number Tot. Total shooting 6m 6m (line) shooting 9m 9m shooting Wng Wing shooting FB Fastbreak sh. 7m 7m penalty sh.
 Brk. Breakthrough sh. LD Long distance sh. As. Assists PC Pass clear chance E7 Earned 7m pen. TF Technical faults St. Steals
 2m 2m punishments C7. Committed 7m E2 Earned 2m pun. YC. Yellow cards R/B Red/Blue cards Blk. Blocks S Starting Line-up



IHF Trophy Inter-Continental Phase Youth (U18)



2. round

Match Team Statistics

Match No. 3

Georgia 36 - 20 Tahiti

(18 - 9) (18 - 11)

8.3.2023. 13:00

Attendance: 37

BN Arena

Referees: Mohamed Chouraki (MAR) / Achraf El Mouniri (MAR)

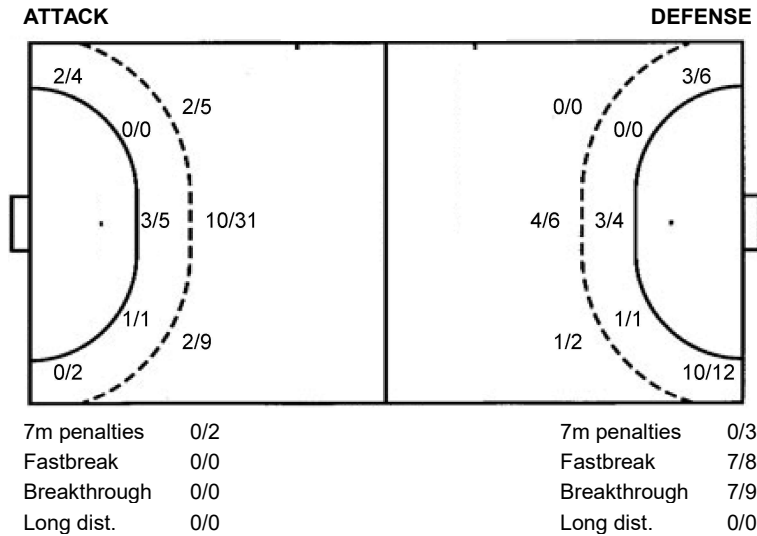
Shot distribution by player

3 M. Teiho	4 H. Tetuanui	5 T. Tane	6 A. Taora	7 K. Cheng Tang Kivai	9 T. Taora	10 V. Barff																																																															
<table border="1"><tr><td></td><td></td><td>0/2</td></tr><tr><td></td><td></td><td></td></tr><tr><td></td><td></td><td></td></tr></table>			0/2							<table border="1"><tr><td></td><td></td><td></td></tr><tr><td>0/1</td><td>0/3</td><td>1/2</td></tr><tr><td></td><td></td><td>3/4</td></tr></table> 5 miss. 2 block				0/1	0/3	1/2			3/4	<table border="1"><tr><td></td><td></td><td></td></tr><tr><td></td><td>0/1</td><td>0/1</td></tr><tr><td>1/1</td><td></td><td>1/1</td></tr></table> 2 miss. 1 block					0/1	0/1	1/1		1/1	<table border="1"><tr><td></td><td></td><td></td></tr><tr><td></td><td>0/3</td><td>1/1</td></tr><tr><td>0/1</td><td>1/1</td><td>1/1</td></tr></table> 1 miss.					0/3	1/1	0/1	1/1	1/1	<table border="1"><tr><td></td><td></td><td></td></tr><tr><td></td><td></td><td></td></tr><tr><td></td><td>1/1</td><td>1/1</td></tr></table> 1/1 lob								1/1	1/1	<table border="1"><tr><td></td><td></td><td></td></tr><tr><td></td><td></td><td></td></tr><tr><td>1/1</td><td></td><td></td></tr></table>							1/1			<table border="1"><tr><td></td><td></td><td></td></tr><tr><td>1/1</td><td></td><td>1/2</td></tr><tr><td>3/3</td><td></td><td></td></tr></table> 3 miss. 3 block				1/1		1/2	3/3		
		0/2																																																																			
0/1	0/3	1/2																																																																			
		3/4																																																																			
	0/1	0/1																																																																			
1/1		1/1																																																																			
	0/3	1/1																																																																			
0/1	1/1	1/1																																																																			
	1/1	1/1																																																																			
1/1																																																																					
1/1		1/2																																																																			
3/3																																																																					
11 T. Tetuanui	13 V. Poareu	TOTAL																																																																			
<table border="1"><tr><td></td><td></td><td></td></tr><tr><td></td><td></td><td>0/1</td></tr><tr><td></td><td></td><td></td></tr></table>						0/1				<table border="1"><tr><td></td><td></td><td></td></tr><tr><td>0/1</td><td>0/2</td><td>1/1</td></tr><tr><td>1/1</td><td></td><td></td></tr></table> 1 post 2 miss.				0/1	0/2	1/1	1/1			<table border="1"><tr><td></td><td></td><td></td></tr><tr><td>1/3</td><td>0/9</td><td>4/10</td></tr><tr><td>6/7</td><td>2/2</td><td>6/7</td></tr></table> 1 post 13 miss. 6 block 1/1 lob				1/3	0/9	4/10	6/7	2/2	6/7																																								
		0/1																																																																			
0/1	0/2	1/1																																																																			
1/1																																																																					
1/3	0/9	4/10																																																																			
6/7	2/2	6/7																																																																			

Saves distribution goalkeepers

12 E. Tauraa	16 T. Le Corre	TOTAL																											
<table border="1"><tr><td>0/1</td><td></td><td>0/3</td></tr><tr><td>3/7</td><td>3/3</td><td>1/3</td></tr><tr><td>1/13</td><td>0/3</td><td>0/8</td></tr></table>	0/1		0/3	3/7	3/3	1/3	1/13	0/3	0/8	<table border="1"><tr><td></td><td></td><td></td></tr><tr><td>0/1</td><td>1/1</td><td></td></tr><tr><td></td><td></td><td>0/2</td></tr></table>				0/1	1/1				0/2	<table border="1"><tr><td>0/1</td><td></td><td>0/3</td></tr><tr><td>3/8</td><td>4/4</td><td>1/3</td></tr><tr><td>1/13</td><td>0/3</td><td>0/10</td></tr></table>	0/1		0/3	3/8	4/4	1/3	1/13	0/3	0/10
0/1		0/3																											
3/7	3/3	1/3																											
1/13	0/3	0/8																											
0/1	1/1																												
		0/2																											
0/1		0/3																											
3/8	4/4	1/3																											
1/13	0/3	0/10																											

Shots by position



Shooting statistics

Position	Goals	Sav.	Miss.	Post	Blk.	Total	%
Back (9m)	14	13	11	1	6	45	31
Line (6m)	4	1	1	0	0	6	67
Wing	2	4	0	0	0	6	33
7m penalties	0	1	1	0	0	2	0
Fastbreak	0	0	0	0	0	0	0
Breakthrough	0	0	0	0	0	0	0
Total	20	19	13	1	6	59	34

Jersey number Tot. Total shooting 6m 6m (line) shooting 9m 9m shooting Wng Wing shooting FB Fastbreak sh. 7m 7m penalty sh.
 Brk. Breakthrough sh. LD Long distance sh. As. Assists PC Pass clear chance E7 Earned 7m pen. TF Technical faults St. Steals
 2m 2m punishments C7. Committed 7m E2 Earned 2m pun. YC. Yellow cards R/B Red/Blue cards Blk. Blocks S Starting Line-up

Handball statistics and livescore by Toma-soft ltd (www.toma-soft.hr)



IHF Trophy Inter-Continental Phase Youth (U18)



2. round

Match Team Statistics

Match No. 3

Georgia 36 - 20 Tahiti

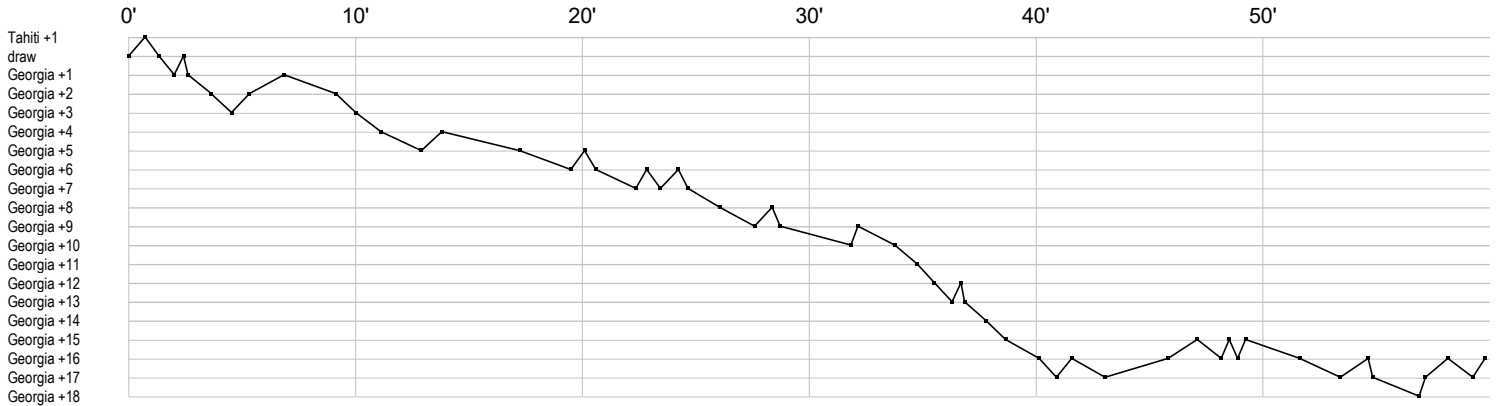
(18 - 9) (18 - 11)

8.3.2023. 13:00

Attendance: 37

BN Arena

Referees: Mohamed Chouraki (MAR) / Achraf El Mouniri (MAR)



Georgia

1 Rukhadze G	r r s r r	s a s r	r s s s r s s	r a s s sr	
7 Mukbaniani L	g g f	ei	bf g	g g g g g	
8 Tarieladze N			g g	e g	t t g
10 Darsania S	a a fg	t a f	g p a	a a t g	g a a
12 Kamadadze T		s	r sr	r	r r r
16 Pantskhava L					ss s r s r sr r
19 Areshidze G	pg t	t ia	t	a	g t g
22 Grishkashvili			c		t g
23 Abuladze A			b	f	g f t
27 Khelisupali V	bg	g g g g t	g	f g g	
28 Meliava G	yx	a x f p	f b	g t	x p g p p f
30 Shervashidze					g g
33 Lanchava L		t		x	ie
71 Grishkashvili			x a x p		f f t p r

Tahiti

3 Teiho M		t c2			f f i
4 Tetuanui H	g p f f f f	f e	g f f	f f	g2c fg a f f f
5 Tane T	f g	f	bt	ff	g f p
6 Taora A	g g	f t t t		g f f	f t2 f
7 Cheng Tang	2	bt	g		g a g
9 Taora T			g		pr
10 Barff V		f g p		f f f	f t f g i f t g g g
11 Tetuanui T		f			
12 Tauraa E	r r r r r	r r r s r	r s s r	r r r r r	r r r r r r s r s s s r r r r r r r
13 Poareu V	t a	f f	g f t	f f	f g
16 Le Corre T			r r s r		

In game	g Goal scored	f Missed shot	a Assist	t Technical faults	b Steal
2 2min suspension	e Earned 7m	c Committed 7m	y Yellow card	r Red Card	k Blue card
i Earned 2min.	x Block	4 4min suspension	p Pass for clear chance	s Saved shot	r Received goal