



Three Nations Tournament



Group A

Match Team Statistics

Egypt 32 - 25 Brazil

10.7.2021. 14:45

Match No. 02

(17 - 15) (15 - 10)

Attendance:

Arena Numberger

Referees: Slave Nikolov (MKD) / Gjorgji Nachevski (MKD)

Egypt

Players		Goals / shots										Attack					Def.			Penalties			TP	
#	Surname and name	S	Tot.	%	9m	6m	Wing	7m	FB	Brk.	LD	As.	PC	E7	E2	TF	St.	C7	Blk	YC	2m	R		B
5	OMAR Yahia		2/4	50	0/1	0/1				2/2		4			1									
11	ELNAKADY Ahmed		1/2	50			0/1		1/1															
17	NASRALLA Ahmed		2/2	100	1/1					1/1		1			1	2						1		
24	ELMASRY Ibrahim		2/2	100		2/2												1	1		1			
25	NAWAR Wisam		2/3	67		2/3								1										
31	ELWAKIL Omar		3/3	100			3/3																	
39	ELDERAA Yehia		0/1	0	0/1							2				2								
42	KADDAH Hassan		1/3	33	1/3							2		1										
45	ELDERAA Seif		3/3	100	2/2	1/1						3	1		1		1							
53	SAAD Akram		4/5	80			3/3	1/1	0/1								1							
55	MAHMOUD Mohsen		2/2	100	2/2							1			1					1				
66	ELAHMAR Ahmed		5/5	100				3/3		2/2			1		2									
80	ADEL Ahmed																							
88	HENDAWY Karim																							
89	SHEBIB Mohamed		3/4	75		3/4						1						1						
90	ZEIN Ali		1/2	50	1/2								1	1		1								
91	SANAD Mohammad		1/4	25				0/2	1/1		0/1			2	1		1							
96	ELTAYAR Mohamed																							
	Team / bench																							
	UKUPNO		32/45	71	7/12	8/11	6/7	4/6	2/3	5/5	0/1	14	3	5	4	8	3	2	2	0	2	0	0	0

Goalkeepers		Saves / shots									
#	Surname and name	Tot.	%	9m	6m	Wing	7m	FB	Brk.	LD	
88	HENDAWY Karim	6/13	46	5/8	0/2		1/1	0/1	0/1	0/1	
96	ELTAYAR Mohamed	10/28	36	5/14	2/7	1/3	0/1	1/2	1/1		
	TOTAL	16/41	39	10/22	2/9	1/3	1/2	1/3	1/2	0/0	

Coach: Roberto Parondo Garcia

Number of attacks: 54, Efficiency: 59%, Average Duration: 29.6 seconds

Attack by type of defense

	Shots	9m	6m	Wing	TF	E7	E2
On def. 6-0	3/4	1/1	1/1	0/1	1	1	0
On def. 3-2-1	23/31	6/11	7/10	6/6	7	4	4
Fastbreak	2/3				0	0	0

Defense by type

	Total	9m	6m	Wing	Stl.	C7	2m
Def. 6-0	22/42	12/27	7/9	2/4	0	2	2
Def. 3-2-1	0/0	0/0	0/0	0/0	3	0	0
Fastbreak	2/3				0	0	0

Attack with goalkeeper out

	Attack				Reaction		
	Att.	Eff.	Shots	TF	FB	LD	Tot.
GK out pl. minority	1	100%	1/1	0	0/0	0/0	0/0
GK in	53	58%	31/44	8	2/3	0/0	2/3

GK out attack is counted if one part or whole attack was GK out

Defense with opponent goalkeeper out

	Attack				Reaction		
	Att.	Eff.	Shots	TF	FB	LD	Tot.
GK out (7 on 6)	28	7%	2/7	1	2/2	0/0	2/2
GK out pl. super.	3	33%	1/2	0	0/0	0/1	0/1
GK in	23	96%	22/38	8	0/1	0/0	0/1

Attack with player superiority/minority

	Attack				Reaction		
	Att.	Eff.	Shots	TF	FB	LD	Tot.
Superiority +1	8	50%	4/7	1	0/0	0/0	0/0
Normal	37	57%	21/29	7	2/3	0/0	2/3
Minority -1	3	100%	3/3	0	0/0	0/0	0/0

Player superiority counted at the end of attack (in case it changes during attack)

Defense with player superiority/minority

	Attack				Reaction		
	Att.	Eff.	Shots	TF	FB	LD	Tot.
Minority -1	5	40%	2/5	0	0/0	0/0	0/0
Normal	34	50%	17/31	5	2/2	0/0	2/2
Superiority +1	8	38%	3/7	1	0/0	0/1	0/1

Jersey number Tot. Total shooting 6m 6m (line) shooting 9m 9m shooting Wng. Wing shooting FB Fastbreak sh. 7m 7m penalty sh.
 Brk. Breakthrough sh. LD Long distance sh. As. Assists PC Pass clear chance E7 Earned 7m pen. TF Technical faults St. Steals
 2m 2m punishments C7. Committed 7m E2 Earned 2m pun. YC. Yellow cards R/B Red/Blue cards Blk. Blocks S Starting Line-up



Three Nations Tournament



Group A

Match Team Statistics

Egypt 32 - 25 Brazil

10.7.2021. 14:45

Match No. 02

(17 - 15) (15 - 10)

Attendance:

Arena Nummerger

Referees: Slave Nikolov (MKD) / Gjorgji Nachevski (MKD)

Shot distribution by player

5 Y. Omar

		1/1
0/1	1/1	0/1

11 A. Elnakkady

		1/1
		0/1

17 A. Nasralla

2/2		

24 I. Elmasry

1/1		1/1

25 W. Nawar

2/2		
0/1		

31 O. Elwakil

1/1		2/2

39 Y. Elderaa

1 post

42 H. Kaddah

		1/1
0/1		

1 block

45 S. Elderaa

2/2		1/1

53 A. Saad

2/2	0/1	
1/1	1/1	

55 M. Mahmoud

		1/1
		1/1

66 A. Elahmar

1/1		2/2
1/1		
		1/1

80 A. Adel

89 M. Shebib

1/1		1/1
1/1		

1 miss.

90 A. Zein

1/1		

1 block

91 M. Sanad

1/1		
0/1		

1 post 1 miss.

TOTAL

7/7	0/1	7/7
1/3		1/2
9/11	2/2	5/6

2 post 2 miss. 2 block

Saves distribution goalkeepers

88 K. Hendawy

0/2	2/2	0/4
		3/3
0/1	1/1	

96 M. Eltayar

0/3	3/4	0/1
5/7	1/1	0/1
0/7	1/1	0/2

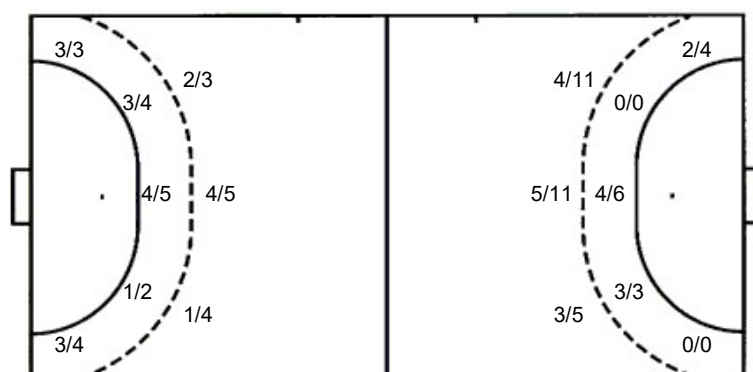
TOTAL

0/5	5/6	0/5
5/7	1/1	3/4
0/8	2/2	0/2

Shots by position

ATTACK

DEFENSE



Shooting statistics

Position	Goals	Sav.	Miss.	Post	Blk.	Total	%
Back (9m)	7	2	0	1	2	12	58
Line (6m)	8	2	1	0	0	11	73
Wing	6	1	0	0	0	7	86
7m penalties	4	1	0	1	0	6	67
Fastbreak	2	1	0	0	0	3	67
Breakthrough	5	0	0	0	0	5	100
Total	32	7	1	2	2	44	73

7m penalties 4/6
 Fastbreak 2/3
 Breakthrough 5/5
 Long dist. 0/1

7m penalties 1/2
 Fastbreak 2/3
 Breakthrough 1/2
 Long dist. 0/0

Jersey number Tot. Total shooting 6m 6m (line) shooting 9m 9m shooting Wng. Wing shooting FB Fastbreak sh. 7m 7m penalty sh.
 Brk. Breakthrough sh. LD Long distance sh. As. Assists PC Pass clear chance E7 Earned 7m pen. TF Technical faults St. Steals
 2m 2m punishments C7. Committed 7m E2 Earned 2m pun. YC. Yellow cards R/B Red/Blue cards Blk. Blocks S Starting Line-up



Three Nations Tournament

Group A



Match Team Statistics

Egypt 32 - 25 Brazil

10.7.2021. 14:45

Match No. 02

(17 - 15) (15 - 10)

Attendance:

Arena Numberger

Referees: Slave Nikolov (MKD) / Gjorgji Nachevski (MKD)

Brazil

Players		Goals / shots										Attack					Def.			Penalties			TP	
#	Surname and name	S	Tot.	%	9m	6m	Wing	7m	FB	Brk.	LD	As.	PC	E7	E2	TF	St.	C7	Blk	YC	2m	R		B
4	SILVA Joao Pedro		2/5	40	2/4					0/1		2		1	1	4								
5	TORRIANI Guilherme		1/2	50			1/2																	
10	TOLEDO José Guilherme		0/2	0	0/2							1	1			1		1						
11	ANDRADE Cleber		0/1	0			0/1											1						
13	MORAES Rogerio		4/6	67		4/6												2						
14	PETRUS Thiagus																							
16	DA ROSA Rangel												1											
18	BORGES Felipe		2/2	100		1/1	1/1											1		1				
19	CHIUFFA Fabio																							
25	TEIXEIRA Vinicius		1/1	100		1/1																1		
33	DUTRA Leonardo		4/10	40	4/10							1	1	1		2								
35	PONCIANO Thiago																		1		1			
37	LANGARO Haniel		4/7	57	4/7							1						1			2			
62	TERÇARIOL Leonardo											1												
77	HACKBARTH Rudolph		4/6	67		1/1		1/2	2/3															
95	RODRIGUES Gustavo		3/5	60	2/4					1/1		1				1			1					
	Team / bench																1							
	UKUPNO		25/47	53	12/27	7/9	2/4	1/2	2/3	1/2	0/0	7	3	2	1	9	0	6	2	1	4	0	0	

Goalkeepers		Saves / shots									
#	Surname and name	Tot.	%	9m	6m	Wing	7m	FB	Brk.	LD	
16	DA ROSA Rangel	4/21	19	2/5	1/6	0/6	0/1	1/1	0/2		
62	TERÇARIOL Leonardo	3/18	17	0/4	1/4	1/1	1/4	0/2	0/3		
	TOTAL	7/39	18	2/9	2/10	1/7	1/5	2/3	0/5	0/0	

Coach: **Marcus Oliveira**

Number of attacks: 54, Efficiency: 46%, Average Duration: 37.0 seconds

Attack by type of defense

	Shots	9m	6m	Wing	TF	E7	E2
On def. 6-0	22/42	12/27	7/9	2/4	9	2	1
Fastbreak	2/3				0	0	0

Defense by type

	Total	9m	6m	Wing	Stl.	C7	2m
Def. 6-0	3/4	1/1	1/1	0/1	0	2	0
Def. 3-2-1	23/31	6/11	7/10	6/6	0	4	4
Fastbreak	2/3				0	0	0

Attack with goalkeeper out

	Attack				Reaction		
	Att.	Eff.	Shots	TF	FB	LD	Tot.
GK out (7 on 6)	28	7%	2/7	1	2/2	0/0	2/2
GK out pl. minority	3	33%	1/2	0	0/0	0/1	0/1
GK in	23	96%	22/38	8	0/1	0/0	0/1

GK out attack is counted if one part or whole attack was GK out

Defense with opponent goalkeeper out

	Attack				Reaction		
	Att.	Eff.	Shots	TF	FB	LD	Tot.
GK out (7 on 6)	0	0%	0/0	0	0/0	0/0	0/0
GK in	53	58%	31/44	8	2/3	0/0	2/3

Attack with player superiority/minority

	Attack				Reaction		
	Att.	Eff.	Shots	TF	FB	LD	Tot.
Superiority +1	5	40%	2/5	0	0/0	0/0	0/0
Normal	34	50%	17/31	5	2/2	0/0	2/2
Minority -1	8	38%	3/7	1	0/0	0/1	0/1

Player superiority counted at the end of attack (in case it changes during attack)

Defense with player superiority/minority

	Attack				Reaction		
	Att.	Eff.	Shots	TF	FB	LD	Tot.
Minority -1	8	50%	4/7	1	0/0	0/0	0/0
Normal	37	57%	21/29	7	2/3	0/0	2/3
Superiority +1	3	100%	3/3	0	0/0	0/0	0/0

Jersey number Tot. Total shooting 6m 6m (line) shooting 9m 9m shooting Wng Wing shooting FB Fastbreak sh. 7m 7m penalty sh.
 Brk. Breakthrough sh. LD Long distance sh. As. Assists PC Pass clear chance E7 Earned 7m pen. TF Technical faults St. Steals
 2m 2m punishments C7. Committed 7m E2 Earned 2m pun. YC. Yellow cards R/B Red/Blue cards Blk. Blocks S Starting Line-up



Three Nations Tournament



Group A

Match Team Statistics

Egypt 32 - 25 Brazil

10.7.2021. 14:45

Match No. 02

(17 - 15) (15 - 10)

Attendance:

Arena Numberger

Referees: Slave Nikolov (MKD) / Gjorgji Nachevski (MKD)

Shot distribution by player

4 J. Silva

	0/1	1/1
1/1		

1 post 1 block

5 G. Torriani

1/2		

10 J. Toledo

	0/1	
	0/1	

11 C. Andrade

1 miss.

13 R. Moraes

		1/1
1/3		
1/1		

1/1 lob

14 T. Petrus

18 F. Borges

	1/1	
1/1		

19 F. Chiuffa

25 V. Teixeira

1/1		

33 L. Dutra

2/2	0/1	1/1
0/1		0/3
		1/1

1 block

35 T. Ponciano

37 H. Langaro

		2/2
		1/1
	0/1	1/1

1 post 1 miss.

77 R. Hackbarth

1/1	0/1	
3/3	0/1	

95 G. Rodrigues

2/2	0/1	
0/1		
1/1		

TOTAL

5/5	1/6	5/5
2/7	0/1	1/4
8/8	0/2	2/2

2 post 2 miss. 2 block 1/1 lob

Saves distribution goalkeepers

16 R. Da Rosa

0/4	1/1	0/2
		0/1
2/7	0/2	1/4

62 L. Terçariol

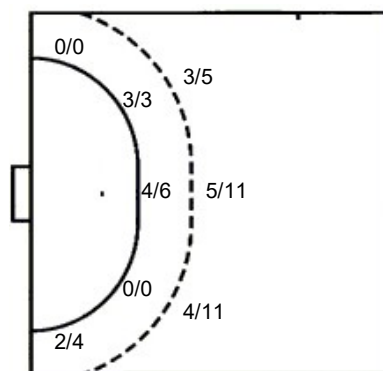
0/3		0/5
2/3		1/1
0/4		0/2

TOTAL

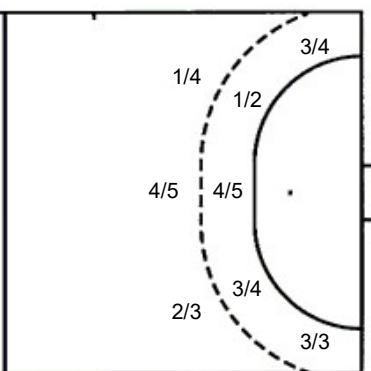
0/7	1/1	0/7
2/3		1/2
2/11	0/2	1/6

Shots by position

ATTACK



DEFENSE



7m penalties 1/2
Fastbreak 2/3
Breakthrough 1/2
Long dist. 0/0

7m penalties 4/6
Fastbreak 2/3
Breakthrough 5/5
Long dist. 0/1

Shooting statistics

Position	Goals	Sav.	Miss.	Post	Blk.	Total	%
Back (9m)	12	10	1	2	2	27	44
Line (6m)	7	2	0	0	0	9	78
Wing	2	1	1	0	0	4	50
7m penalties	1	1	0	0	0	2	50
Fastbreak	2	1	0	0	0	3	67
Breakthrough	1	1	0	0	0	2	50
Total	25	16	2	2	2	47	53

Jersey number Tot. Total shooting 6m 6m (line) shooting 9m 9m shooting Wng. Wing shooting FB Fastbreak sh. 7m 7m penalty sh.
Brk. Breakthrough sh. LD Long distance sh. As. Assists PC Pass clear chance E7 Earned 7m pen. TF Technical faults St. Steals
2m 2m punishments C7. Committed 7m E2 Earned 2m pun. YC. Yellow cards R/B Red/Blue cards Blk. Blocks S Starting Line-up



Three Nations Tournament

Group A



Match Team Statistics

Egypt 32 - 25 Brazil
(17 - 15) (15 - 10)

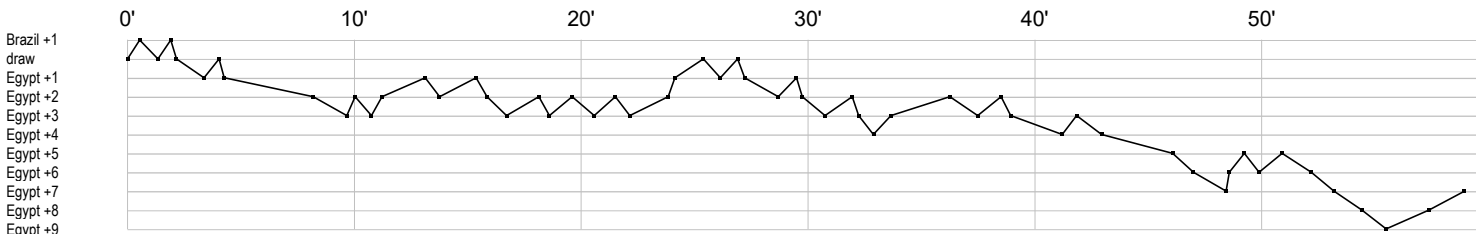
10.7.2021. 14:45

Attendance:

Arena Nummerger

Match No. 02

Referees: Slave Nikolov (MKD) / Gjorgji Nachevski (MKD)



Egypt

5 Omar Y	a	f	i	a	g	g	a	f	a										
11 Elnakkady A										g	f								
17 Nasralla A							t		i	a					g	g2		t	
24 Elmasry I					2c		g				g		x						
25 Nawar W								g							g		f	e	
31 Elwakil O						g			g		g								
39 Elderaa Y							f	a		t	t	a							
42 Kaddah H										f		g	a	e	a				f
45 Elderaa S	g		b		a	i	a						g			a	g	p	
53 Saad A	g	g	f		g	bg													
55 Mahmoud M										g	g	a							t
66 Elahmar A										g		t		g	p	t	g	g	g
80 Adel A																			
88 Hendawy K													r			r	s	s	r
89 Shebib M								a	g					g		f	c	g	
90 Zein A	g	e	p	f		t													
91 Sanad M													f			bg			e
96 Eltayar M	r	r	r	s		s	r	r	r	r	s	r	r	s	rr	r	r	ss	r

Brazil

4 Silva J		t	g			t	i	e		f		f			t	a	f		t		a	g
5 Torriani G												f	g									
10 Toledo J											a		f			t	p		f	c		
11 Andrade C																					c	f
13 Moraes R											g	g		g		fc	f				c	g
14 Petrus T																						
16 Da Rosa R	r	r	r	r	s	s		r	r	r		r	r	r	s	r	r		r	r	s	p
18 Borges F			cy													g		g				
19 Chiuffa F																						
25 Teixeira V	g								2													
33 Dutra L	g			f	t					g				g	g					t	e	f
35 Ponciano T																						f
37 Langaro H											2			af	g		g			g		f
62 Terçariol L															r	r	r	s	s	r	r	r
77 Hackbarth R										g											f	g
95 Rodrigues G	a		t		x	f		g				g	f									g

In game	g Goal scored	f Missed shot	a Assist	t Technical faults	b Steal
2 2min suspension	e Earned 7m	c Committed 7m	y Yellow card	r Red Card	k Blue card
i Earned 2min.	x Block	4 4min suspension	p Pass for clear chance	s Saved shot	r Received goal