



24th IHF Men's Junior (U21) World Championship

Germany / Greece
Final Round, Quarterfinals



Match Team Statistics
Match No. 96

Iceland 32 - 28 Portugal
(12 - 14) (20 - 14)

29.6.2023. 15:45
Attendance: 2083
Max-Schmeling Halle

Referees: Cristina Lovin (ROU) / Simona Stancu (ROU)

Iceland

Players		Goals / shots									Attack					Def.			Penalties				TP		
#	Surname and name	S	Tot.	%	9m	6m	Wing	7m	FB	Brk.	LD	As.	PC	E7	E2	TF	St.	C7	Blk	YC	2m	R		B	
1	SIGURJÓNSSON Brynjar Vignir	S																							35:21
2	ÁSTTHÓRSSON Guðmundur Bragi											1													4:24
3	ADALSTEINSSON Einar Bragi		1/2	50	0/1				1/1				1	1			1		2		2				32:59
4	RUNARSSON Andri Mar	S	5/7	71	1/3					3/3	1/1	3		1	1	4		1		1					54:25
5	GUNNARSSON Thorsteinn Leó	S	11/14	79	8/11					3/3			1	1	3	2									28:06
8	THORISSON Tryggvi	S	2/2	100		2/2									1		1		1		1				41:00
9	GÚSTAFSSON Ísak																								
10	ÓSKARSSON Benedikt Gunnar		4/5	80			0/1	4/4				1	1			1									6:25
11	FINNSSON Andri																								9:09
16	THORSTENSEN Adam	S																							27:20
17	JÓNASSON Kristófer Máni	S	0/4	0			0/3		0/1												1				27:56
18	GUDJÓNSSON Símon Michael		4/6	67		0/1	4/4			0/1			1			1									41:04
19	ANDRASON Jóhannes Berg	S	2/4	50	0/1					2/3				2		2	1								49:04
20	VIDARSSON Arnór		2/2	100					1/1	1/1		2	1			2									32:37
31	ÓRVARSSON Róbert Snar																								3:25
32	ARNALDS Stefán Orri		1/3	33			1/3																		26:45
Team / bench																					1				
UKUPNO			32/49	65	9/16	2/3	5/11	4/4	2/3	9/11	1/1	7	5	5	5	12	3	1	3	2	4	0	0		

Goalkeepers		Saves / shots								
#	Surname and name	Tot.	%	9m	6m	Wing	7m	FB	Brk.	LD
1	SIGURJÓNSSON Brynjar Vignir	8/21	38	1/5	2/5	1/2	0/1	2/2	2/6	
16	THORSTENSEN Adam	5/19	26	4/7	1/6	0/2	0/1		0/3	
TOTAL		13/40	33	5/12	3/11	1/4	0/2	2/2	2/9	0/0

Coach: Einar Andri Einarsson

Number of attacks: 58, Efficiency: 55%, Average Duration: 32.55 seconds

Attack by type of defense

	Shots	9m	6m	Wing	TF	E7	E2
On def. 6-0	22/36	7/14	2/3	4/8	10	4	5
On def. press.	1/2	1/1	0/0	0/1	2	1	0
Fastbreak	2/3				0	0	0

Defense by type

	Total	9m	6m	Wing	Stl.	C7	2m
Def. 6-0	25/40	7/17	8/11	3/4	3	1	4
Fastbreak	0/2				0	0	0

Attack with superiority / minority / goalkeeper out

	Attack				Reaction		
	Att.	Eff.	Shots	TF	FB	LD	Tot.
7 on 6 (GK out)	1	0%	0/1	0	0/0	0/0	0/0
7 on 5 (GK out)	1	0%	0/0	1	0/0	0/0	0/0
6 on 6 (GK out)	6	83%	5/6	0	0/0	1/1	1/1
6 on 6	38	50%	19/29	9			
6 on 5	10	70%	7/9	1			
6 on 4	1	0%	0/0	1			
5 on 6	1	100%	1/1	0			

Player superiority / GK out counted at the end of attack (in case it changes during attack)

Defense with superiority / minority / goalkeeper out

	Attack				Reaction		
	Att.	Eff.	Shots	TF	FB	LD	Tot.
7 on 6 (GK out)	6	33%	2/2	4	1/1	0/0	1/1
6 on 6 (GK out)	9	67%	6/7	2	1/1	1/1	2/2
6 on 6	31	42%	13/24	7			
5 on 6	1	0%	0/1	0			
6 on 5	10	70%	7/9	1			

Numbers show attacking numbers of opponent. Lower efficiency of opponent means better defense of this team

Jersey number Tot. Total shooting 6m 6m (line) shooting 9m 9m shooting Wng Wing shooting FB Fastbreak sh. 7m 7m penalty sh.
Brk. Breakthrough sh. LD Long distance sh. As. Assists PC Pass clear chance E7 Earned 7m pen. TF Technical faults St. Steals
2m 2m punishments C7. Committed 7m E2 Earned 2m pun. YC. Yellow cards R/B Red/Blue cards Blk. Blocks S Starting Line-up



24th IHF Men's Junior (U21) World Championship

Germany / Greece
Final Round, Quarterfinals



Match Team Statistics
Match No. 96

Iceland 32 - 28 Portugal
(12 - 14) (20 - 14)

29.6.2023. 15:45
Attendance: 2083
Max-Schmeling Halle

Referees: Cristina Lovin (ROU) / Simona Stancu (ROU)

Shot distribution by player

2 G. Ástthórsson

3 E. Adalsteinsson

	0/1	1/1

4 A. Runarsson

0/1		1/1
	1/2	
1/1	1/1	1/1

5 T. Gunnarsson

2/3		3/3
		2/2
2/2	0/1	2/2

1 block

8 T. Thórisson

1/1		

1/1 lob

9 Í. Gústafsson

10 B. Óskarsson

1/1		0/1
2/2		1/1

11 A. Finnsson

17 K. Jónasson

0/1		0/1
		0/1

1 post

18 S. Guðjónsson

0/1		
	1/1	3/3

1 miss.

19 J. Andrason

1/3		
1/1		

20 A. Vidarsson

		1/1

1/1 lob

31 R. Örvarsson

32 S. Arnalds

	0/1	
0/1		

1/1 lob

TOTAL

2/5	0/1	4/5
2/5	1/2	2/4
7/8	2/4	9/9

1 post 1 miss. 1 block 3/3 lob

Saves distribution goalkeepers

1 B. Sigurjónsson

2/4		0/1
2/3		3/7
0/1		1/5

16 A. Thorstensen

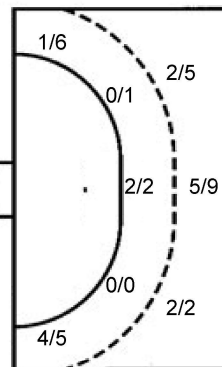
0/3		0/2
	1/1	1/2
1/2	0/1	2/8

TOTAL

2/7		0/3
2/3	1/1	4/9
1/3	0/1	3/13

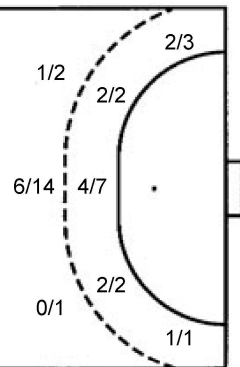
Shots by position

ATTACK



7m penalties 4/4
Fastbreak 2/3
Breakthrough 9/11
Long dist. 1/1

DEFENSE



7m penalties 2/2
Fastbreak 0/2
Breakthrough 7/9
Long dist. 1/1

Shooting statistics

Position	Goals	Sav.	Miss.	Post	Blk.	Total	%
Back (9m)	9	6	0	0	1	16	56
Line (6m)	2	1	0	0	0	3	67
Wing	5	5	0	1	0	11	45
7m penalties	4	0	0	0	0	4	100
Fastbreak	2	1	0	0	0	3	67
Breakthrough	9	1	1	0	0	11	82
Total	31	14	1	1	1	48	65

Jersey number Tot. Total shooting 6m 6m (line) shooting 9m 9m shooting Wng Wing shooting FB Fastbreak sh. 7m 7m penalty sh.
Brk. Breakthrough sh. LD Long distance sh. As. Assists PC Pass clear chance E7 Earned 7m pen. TF Technical faults St. Steals
2m 2m punishments C7. Committed 7m E2 Earned 2m pun. YC. Yellow cards R/B Red/Blue cards Blk. Blocks S Starting Line-up

Handball statistics and livescore by Toma-soft ltd (www.toma-soft.hr)



24th IHF Men's Junior (U21) World Championship

Germany / Greece
Final Round, Quarterfinals



Match Team Statistics

Match No. 96

Iceland 32 - 28 Portugal

(12 - 14) (20 - 14)

29.6.2023. 15:45

Attendance: 2083

Max-Schmeling Halle

Referees: Cristina Lovin (ROU) / Simona Stancu (ROU)

Portugal

Players		Goals / shots										Attack				Def.			Penalties				TP		
#	Surname and name	S	Tot.	%	9m	6m	Wing	7m	FB	Brk.	LD	As.	PC	E7	E2	TF	St.	C7	Blk	YC	2m	R		B	
3	SOUSA André		6/11	55	2/6	2/2							3	2		2	2		1						33:46
6	VIANA Gabriel																								2:32
8	OLIVEIRA Miguel	S											1					1			1				40:19
11	QUEIROS Nuno		1/1	100		1/1										2		2							29:14
13	CAMPOS Rodrigo																1	1							1:59
14	PEGAS Bernardo	S	1/2	50		0/1	1/1						2				1	1							52:30
16	MARQUES Diogo	S																							54:45
17	OLIVEIRA Pedro	S	5/8	63		1/1	2/3	2/2	0/2								1	2	1						51:05
18	COSTA Vasco	S	5/10	50	5/9	0/1							1	3			2	2							49:14
21	TAVARES Guilherme																								
23	GOMES Joao	S	5/8	63	0/2								5		1	2	5								50:31
24	RIBEIRO Lucas																								0:06
33	MELO Nilton																		1		2	1			20:09
73	TEIXEIRA Tiago																								
86	BRANDAO Ricardo	S	5/6	83		4/5					1/1						1								33:50
90	FERREIRA Tiago																								
	Team / bench																				1				
	UKUPNO		28/46	61	7/17	8/11	3/4	2/2	0/2	7/9	1/1		11	6	1	4	14	5	5	1	1	4	1	0	

Goalkeepers		Saves / shots									
#	Surname and name	Tot.	%	9m	6m	Wing	7m	FB	Brk.	LD	
16	MARQUES Diogo	14/44	32	6/15	1/3	5/10	0/4	1/2	1/10		
90	FERREIRA Tiago										
	TOTAL	14/44	32	6/15	1/3	5/10	0/4	3/2	1/10	0/0	

Coach: Carlos Martingo

Number of attacks: 57, Efficiency: 49%, Average Duration: 29.26 seconds

Attack by type of defense

	Shots	9m	6m	Wing	TF	E7	E2
On def. 6-0	25/40	7/17	8/11	3/4	14	1	4
Fastbreak	0/2				0	0	0

Defense by type

	Total	9m	6m	Wing	Stl.	C7	2m
Def. 6-0	22/36	7/14	2/3	4/8	4	4	4
Def. press.	1/2	1/1	0/0	0/1	1	1	0
Fastbreak	2/3				0	0	0

Attack with superiority / minority / goalkeeper out

	Attack				Reaction		
	Att.	Eff.	Shots	TF	FB	LD	Tot.
7 on 6 (GK out)	6	33%	2/2	4	1/1	0/0	1/1
6 on 6 (GK out)	9	67%	6/7	2	1/1	1/1	2/2
6 on 6	31	42%	13/24	7			
5 on 6	1	0%	0/1	0			
6 on 5	10	70%	7/9	1			

Player superiority / GK out counted at the end of attack (in case it changes during attack)

Defense with superiority / minority / goalkeeper out

	Attack				Reaction		
	Att.	Eff.	Shots	TF	FB	LD	Tot.
7 on 6 (GK out)	1	0%	0/1	0	0/0	0/0	0/0
7 on 5 (GK out)	1	0%	0/0	1	0/0	0/0	0/0
6 on 6 (GK out)	6	83%	5/6	0	0/0	1/1	1/1
6 on 6	38	50%	19/29	9			
6 on 5	10	70%	7/9	1			
6 on 4	1	0%	0/0	1			
5 on 6	1	100%	1/1	0			

Numbers show attacking numbers of opponent. Lower efficiency of opponent means better defense of this team

Jersey number Tot. Total shooting 6m 6m (line) shooting 9m 9m shooting Wng Wing shooting FB Fastbreak sh. 7m 7m penalty sh.
Brk. Breakthrough sh. LD Long distance sh. As. Assists PC Pass clear chance E7 Earned 7m pen. TF Technical faults St. Steals
2m 2m punishments C7. Committed 7m E2 Earned 2m pun. YC. Yellow cards R/B Red/Blue cards Blk. Blocks S Starting Line-up



24th IHF Men's Junior (U21) World Championship

Germany / Greece
Final Round, Quarterfinals



Match Team Statistics
Match No. 96

Iceland 32 - 28 Portugal
(12 - 14) (20 - 14)

29.6.2023. 15:45
Attendance: 2083
Max-Schmeling Halle

Referees: Cristina Lovin (ROU) / Simona Stancu (ROU)

Shot distribution by player

3 A. Sousa	6 G. Viana	8 M. Oliveira	11 N. Queiros	13 R. Campos	14 B. Pegas	17 P. Oliveira
1/1			1/1			0/1
					0/1	
					1/1	
						1/1
						1/3
						3/3

1 block

18 V. Costa	21 G. Tavares	23 J. Gomes	24 L. Ribeiro	33 N. Melo	73 T. Teixeira	86 R. Brandao
2/3		1/1				
		1/1				0/1
						1/1
		1/1				2/2
		1/2				2/2

1 miss. 1 block

1 post 1 block

TOTAL

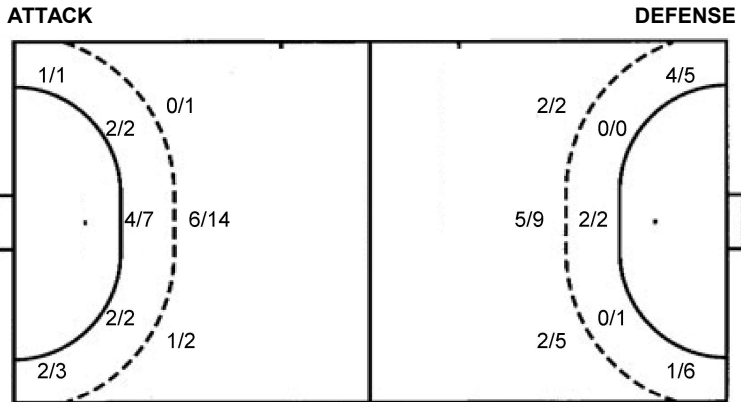
5/7		3/3
1/3	1/2	5/9
2/3	1/1	10/13

1 post 1 miss. 3 block

Saves distribution goalkeepers

16 D. Marques	90 T. Ferreira	TOTAL
3/5		3/5
3/5		3/5
1/8		1/8

Shots by position



7m penalties 2/2
Fastbreak 0/2
Breakthrough 7/9
Long dist. 1/1

7m penalties 4/4
Fastbreak 2/3
Breakthrough 9/11
Long dist. 1/1

Shooting statistics

Position	Goals	Sav.	Miss.	Post	Blk.	Total	%
Back (9m)	7	5	1	1	3	17	41
Line (6m)	8	3	0	0	0	11	73
Wing	3	1	0	0	0	4	75
7m penalties	2	0	0	0	0	2	100
Fastbreak	0	2	0	0	0	2	0
Breakthrough	7	2	0	0	0	9	78
Total	27	13	1	1	3	45	60

Jersey number Tot. Total shooting 6m 6m (line) shooting 9m 9m shooting Wng Wing shooting FB Fastbreak sh. 7m 7m penalty sh.
Brk. Breakthrough sh. LD Long distance sh. As. Assists PC Pass clear chance E7 Earned 7m pen. TF Technical faults St. Steals
2m 2m punishments C7. Committed 7m E2 Earned 2m pun. YC. Yellow cards R/B Red/Blue cards Blk. Blocks S Starting Line-up

Handball statistics and livescore by Toma-soft ltd (www.toma-soft.hr)



24th IHF Men's Junior (U21) World Championship

Germany / Greece

Final Round, Quarterfinals



Match Team Statistics

Match No. 96

Iceland 32 - 28 Portugal

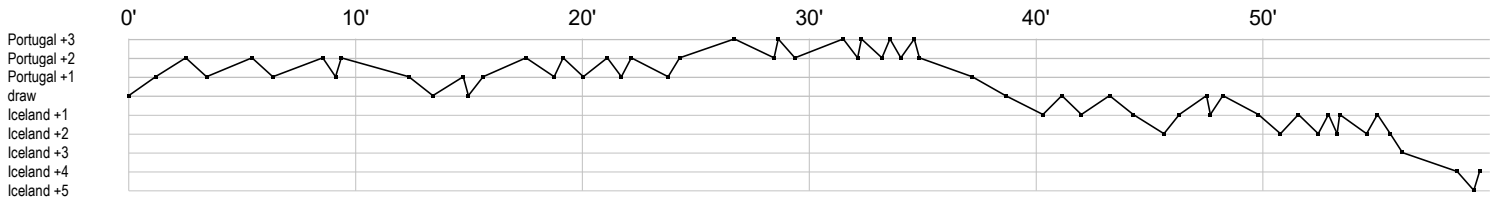
(12 - 14) (20 - 14)

29.6.2023. 15:45


Attendance: 2083

Max-Schmeling Halle

Referees: Cristina Lovin (ROU) / Simona Stancu (ROU)



Iceland



Portugal



In game	g Goal scored	f Missed shot	a Assist	t Technical faults	b Steal
2 2min suspension	e Earned 7m	c Committed 7m	y Yellow card	r Red Card	k Blue card
i Earned 2min.	x Block	4 4min suspension	p Pass for clear chance	s Saved shot	r Received goal