



24th IHF Men's Junior (U21) World Championship

Germany / Greece

Final Round, 9-12. place



Match Team Statistics

Match No. 94

France 36 - 42 Spain

(18 - 19) (18 - 23)

29.6.2023. 11:00

Attendance: 6689

Max-Schmeling Halle

Referees: Youcef Belkhiri (ALG) / Sid Ali Hamidi (ALG)

France

Players		Goals / shots									Attack				Def.			Penalties				TP			
#	Surname and name	S	Tot.	%	9m	6m	Wing	7m	FB	Brk.	LD	As.	PC	E7	E2	TF	St.	C7	Blk	YC	2m		R	B	
3	BZDYNGA Valentin	S	3/4	75		1/1	2/3									1									49:23
4	CLAY Baptiste	S	1/1	100						1/1		1				1									17:48
5	LONGERINAS Auguste																								1:13
6	FADHUILE-CREPY Mattéo	S	9/12	75	0/1			3/3	1/1	5/7		4		1	1	2									40:22
7	VINCENT Guéric	S	10/12	83			6/7		4/4		0/1														53:22
8	PIMENTA Hugo	S	3/5	60	0/1		1/1			2/3		4	1	2	1	9									43:08
10	ENGUELEGUELE Doran													1										1	6:55
11	BERTHIER Alexis																								
15	CHEVALIER Thibault	S	0/1	0						0/1								2							25:57
16	VILLAIN Léo																								12:39
19	PELEKA Wallem-Konrad	S	2/8	25	1/2	0/1				1/5		5	3			3							1		48:27
22	LOREDON Gautier	S	6/9	67		5/8			1/1								1		1						52:44
23	MANTZ Sacha											1											1		7:16
26	DISCAMPS Maxime		0/1	0	0/1																				2:46
90	CARRERE Imanol		2/3	67		1/2				1/1						1	1	1							12:59
99	ZAHAF Kalim	S																							45:01
	Team / bench																							1	
	UKUPNO		36/56	64	1/5	7/12	9/11	3/3	6/6	10/18	0/1	15	5	3	3	16	2	3	1	1	3	0	0		

Goalkeepers		Saves / shots								
#	Surname and name	Tot.	%	9m	6m	Wing	7m	FB	Brk.	LD
16	VILLAIN Léo	3/13	23	1/5	1/4			0/1	1/3	
99	ZAHAF Kalim	6/37	16	3/11	1/5	0/5	0/2	1/7	1/7	
	TOTAL	9/50	18	4/16	2/9	0/5	0/2	1/8	2/10	0/0

Coach: Johann Delattre

Number of attacks: 67, Efficiency: 54%, Average Duration: 28.27 seconds

Attack by type of defense

	Shots	9m	6m	Wing	TF	E7	E2
On def. 6-0	14/23	1/2	5/8	3/5	9	0	1
On def. 5-1	10/19	0/3	2/4	4/4	7	2	2
On def. 3-2-1	3/4	0/0	0/0	2/2	0	1	0
Fastbreak	6/6				0	0	0

Defense by type

	Total	9m	6m	Wing	Stl.	C7	2m
Def. 6-0	28/41	12/18	6/8	3/5	2	3	3
Def. 5-1	2/3	0/1	0/0	1/1	0	0	0
Fastbreak	8/10				0	0	0

Attack with superiority / minority / goalkeeper out

	Attack				Reaction		
	Att.	Eff.	Shots	TF	FB	LD	Tot.
7 on 6 (GK out)	3	33%	1/1	2	1/1	0/0	1/1
6 on 6 (GK out)	4	75%	3/4	0	0/0	0/0	0/0
6 on 6	54	52%	28/40	14			
6 on 5	6	67%	4/6	0			

Player superiority / GK out counted at the end of attack (in case it changes during attack)

Defense with superiority / minority / goalkeeper out

	Attack				Reaction		
	Att.	Eff.	Shots	TF	FB	LD	Tot.
6 on 6 (GK out)	4	75%	3/4	0	1/1	0/1	1/2
6 on 6	57	63%	36/48	9			
5 on 6	1	100%	1/1	0			
6 on 5	4	50%	2/3	1			

Numbers show attacking numbers of opponent. Lower efficiency of opponent means better defense of this team

Jersey number Tot. Total shooting 6m 6m (line) shooting 9m 9m shooting Wng Wing shooting FB Fastbreak sh. 7m 7m penalty sh.
 Brk. Breakthrough sh. LD Long distance sh. As. Assists PC Pass clear chance E7 Earned 7m pen. TF Technical faults St. Steals
 2m 2m punishments C7. Committed 7m E2 Earned 2m pun. YC. Yellow cards R/B Red/Blue cards Blk. Blocks S Starting Line-up



24th IHF Men's Junior (U21) World Championship

Germany / Greece
Final Round, 9-12. place



Match Team Statistics
Match No. 94

France 36 - 42 Spain
(18 - 19) (18 - 23)

29.6.2023. 11:00
Attendance: 6689
Max-Schmeling Halle

Referees: Youcef Belkhiri (ALG) / Sid Ali Hamidi (ALG)

Shot distribution by player

3 V. Bzdynga

		0/1
1/1		2/2

4 B. Clay

		1/1

5 A. Longerinias

6 M. Fadhuile-Crepy

1/1		1/1
0/1	1/1	
2/2	1/1	2/2

1 post 1 miss. 1/1 lob

7 G. Vincent

3/3		0/1
		1/1
2/2		4/4

1 miss.

8 H. Pimenta

1/1		0/1
1/2		1/1

10 D. Enguelequele

11 A. Berthier

15 T. Chevalier

		0/1

19 W. Peleka

2/5		
0/1		

1 post 1 miss.

22 G. Loredon

1/1		
2/3		
3/4		

1 miss.

23 S. Mantz

26 M. Discamps

1 post

90 I. Carrere

		1/1
0/1	1/1	

TOTAL

5/5		1/3
5/10	1/1	2/4
9/13	2/2	10/10

3 post 4 miss. 1/1 lob

Saves distribution goalkeepers

16 L. Villain

		1/4
0/1		
0/4	2/4	

99 K. Zahaf

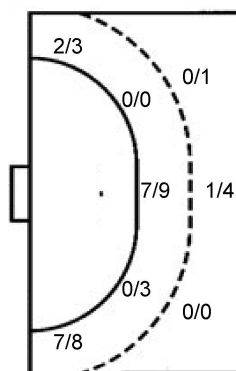
0/2	0/1	1/4
1/6		2/7
1/6	0/2	1/7

TOTAL

0/2	0/1	2/8
1/7		2/7
1/10	2/6	1/7

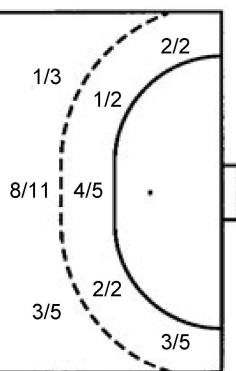
Shots by position

ATTACK



7m penalties 3/3
Fastbreak 6/6
Breakthrough 10/18
Long dist. 0/1

DEFENSE



7m penalties 2/3
Fastbreak 8/10
Breakthrough 8/11
Long dist. 0/0

Shooting statistics

Position	Goals	Sav.	Miss.	Post	Blk.	Total	%
Back (9m)	1	1	2	1	0	5	20
Line (6m)	7	4	1	0	0	12	58
Wing	9	2	0	0	0	11	82
7m penalties	3	0	0	0	0	3	100
Fastbreak	6	0	0	0	0	6	100
Breakthrough	10	6	0	2	0	18	56
Total	36	13	3	3	0	55	65

Jersey number Tot. Total shooting 6m 6m (line) shooting 9m 9m shooting Wng Wing shooting FB Fastbreak sh. 7m 7m penalty sh.
Brk. Breakthrough sh. LD Long distance sh. As. Assists PC Pass clear chance E7 Earned 7m pen. TF Technical faults St. Steals
2m 2m punishments C7. Committed 7m E2 Earned 2m pun. YC. Yellow cards R/B Red/Blue cards Blk. Blocks S Starting Line-up

Handball statistics and livescore by Toma-soft ltd (www.toma-soft.hr)



24th IHF Men's Junior (U21) World Championship

Germany / Greece
Final Round, 9-12. place



Match Team Statistics

France 36 - 42 Spain

29.6.2023. 11:00

Match No. 94

(18 - 19) (18 - 23)

Attendance: 6689

Max-Schmeling Halle

Referees: Youcef Belkhiri (ALG) / Sid Ali Hamidi (ALG)

Spain

#	Surname and name	S	Goals / shots								Attack				Def.			Penalties				TP	
			Tot.	%	9m	6m	Wing	7m	FB	Brk.	LD	As.	PC	E7	E2	TF	St.	C7	Blk	YC	2m		R
2	CENIC Aleksandar	S	7/9	78	6/8					1/1		1			1								28:52
4	RODRIGUEZ MORENO Javier	S	2/3	67	1/1	1/2									1	2	1						28:03
5	URRUZOLA PAGAZARTUNDU Julen	S																	2				42:39
6	GURRI AREGAY Jan		10/14	71	3/5	3/3		1/2		3/4		4	2	2	2	1	1						34:42
8	SOLER BIESCAS Marti		1/1	100			1/1					1											25:40
9	MUGICA SANTIAGO Julen		0/2	0	0/2							1			1								9:44
10	FURUNDARENA MAIZ Eneko	S										1			1	1							27:45
11	NIETO MARCOS Gorka		6/8	75	2/3	1/1				3/4		3		1	2	1	2						33:27
12	DOMENECH CALATAYUD Roberto	S																					57:05
13	ORTIZ BADILLO Eduardo		2/2	100			1/1		1/1			1											19:36
14	REGUART MASSANA Bruno		2/3	67					1/1	1/2					3								9:27
15	PARERA IBANEZ Artur		2/4	50		0/1			2/3						1	1	1			1			31:53
16	MARTINEZ JIMENEZ Daniel																						0:21
17	SEMPERE PERZ Juan Carlos																						
18	ALVAREZ DOMINGUEZ Carlos	S	7/9	78		1/1	3/5	1/1	2/2			1											38:59
19	FERNANDEZ GUZMAN Arnau	S	3/4	75		1/1			2/3														31:47
Team / bench																							
UKUPNO			42/59	71	12/19	7/9	5/7	2/3	8/10	8/11	0/0	12	3	3	3	10	7	3	0	0	3	0	0

Goalkeepers		Saves / shots								
#	Surname and name	Tot.	%	9m	6m	Wing	7m	FB	Brk.	LD
12	DOMENECH CALATAYUD Roberto	13/48	27	1/2	4/11	2/11	0/2	0/6	6/16	
16	MARTINEZ JIMENEZ Daniel	0/1	0				0/1			
TOTAL		13/49	27	1/2	4/11	2/11	0/3	1/6	6/16	0/0

Coach: Rodrigo Renones Calvo

Number of attacks: 66, Efficiency: 64%, Average Duration: 25.56 seconds

Attack by type of defense

	Shots	9m	6m	Wing	TF	E7	E2
On def. 6-0	28/41	12/18	6/8	3/5	10	3	3
On def. 5-1	2/3	0/1	0/0	1/1	0	0	0
Fastbreak	8/10				0	0	0

Defense by type

	Total	9m	6m	Wing	Stl.	C7	2m
Def. 6-0	14/23	1/2	5/8	3/5	4	0	1
Def. 5-1	10/19	0/3	2/4	4/4	3	2	2
Def. 3-2-1	3/4	0/0	0/0	2/2	0	1	0
Fastbreak	6/6				0	0	0

Attack with superiority / minority / goalkeeper out

	Attack				Reaction		
	Att.	Eff.	Shots	TF	FB	LD	Tot.
6 on 6 (GK out)	4	75%	3/4	0	1/1	0/1	1/2
6 on 6	57	63%	36/48	9			
5 on 6	1	100%	1/1	0			
6 on 5	4	50%	2/3	1			

Player superiority / GK out counted at the end of attack (in case it changes during attack)

Defense with superiority / minority / goalkeeper out

	Attack				Reaction		
	Att.	Eff.	Shots	TF	FB	LD	Tot.
7 on 6 (GK out)	3	33%	1/1	2	1/1	0/0	1/1
6 on 6 (GK out)	4	75%	3/4	0	0/0	0/0	0/0
6 on 6	54	52%	28/40	14			
6 on 5	6	67%	4/6	0			

Numbers show attacking numbers of opponent. Lower efficiency of opponent means better defense of this team

Jersey number Tot. Total shooting 6m 6m (line) shooting 9m 9m shooting Wng Wing shooting FB Fastbreak sh. 7m 7m penalty sh.
 Brk. Breakthrough sh. LD Long distance sh. As. Assists PC Pass clear chance E7 Earned 7m pen. TF Technical faults St. Steals
 2m 2m punishments C7. Committed 7m E2 Earned 2m pun. YC. Yellow cards R/B Red/Blue cards Blk. Blocks S Starting Line-up



24th IHF Men's Junior (U21) World Championship

Germany / Greece
Final Round, 9-12. place



Match Team Statistics

Match No. 94

France 36 - 42 Spain

(18 - 19) (18 - 23)

29.6.2023. 11:00

Attendance: 6689

Max-Schmeling Halle

Referees: Youcef Belkhiri (ALG) / Sid Ali Hamidi (ALG)

Shot distribution by player

2 A. Cenic 1/1 2/2 2/2 2/2 2 post	4 J. Rodriguez Moreno 1/1 1/2	5 J. Uruzola Pagazartundua	6 J. Gurri Aregay 1/1 2/2 0/1 1/2 3/3 3/3 2 post	8 M. Soler Biescas 1/1	9 J. Mugica Santiago 0/1 1 block	10 E. Furundarena Maiz
11 G. Nieto Marcos 1/1 1/2 1/1 1/1 1/1 1/2	13 E. Ortiz Badillo 1/1 lob	14 B. Reguart Massana 1/1 1/1 0/1	15 A. Parera Ibanez 1/1 0/1 1 post	17 J. Sempere Perz	18 C. Alvarez Dominguez 1/1 2/2 1/1 3/3 2 post	19 A. Fernandez Guzman 1/1 1/1 0/1 1/1 lob

TOTAL

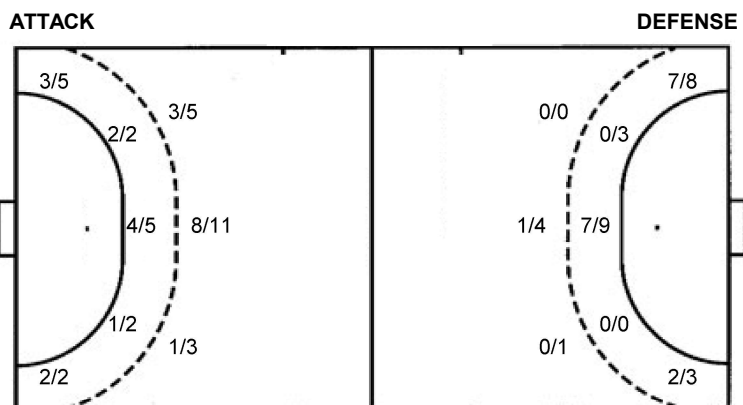
2/2	1/1	6/8
6/7		5/7
9/10	5/7	6/7

7 post 1 block 2/2 lob

Saves distribution goalkeepers

12 R. Domenech Calatayud 0/4 5/10 0/1 2/4 4/13 0/2 0/10	16 D. Martinez Jimenez 0/1	TOTAL 0/5 2/3 5/10 0/1 2/4 4/13 0/2 0/10
---	--------------------------------------	--

Shots by position



7m penalties 2/3
Fastbreak 8/10
Breakthrough 8/11
Long dist. 0/0

7m penalties 3/3
Fastbreak 6/6
Breakthrough 10/18
Long dist. 0/1

Shooting statistics

Position	Goals	Sav.	Miss.	Post	Blk.	Total	%
Back (9m)	12	4	0	2	1	19	63
Line (6m)	7	2	0	0	0	9	78
Wing	5	0	0	2	0	7	71
7m penalties	2	0	0	1	0	3	67
Fastbreak	8	1	0	1	0	10	80
Breakthrough	8	2	0	1	0	11	73
Total	42	9	0	7	1	59	71

Jersey number Tot. Total shooting 6m 6m (line) shooting 9m 9m shooting Wng Wing shooting FB Fastbreak sh. 7m 7m penalty sh.
Brk. Breakthrough sh. LD Long distance sh. As. Assists PC Pass clear chance E7 Earned 7m pen. TF Technical faults St. Steals
2m 2m punishments C7. Committed 7m E2 Earned 2m pun. YC. Yellow cards R/B Red/Blue cards Blk. Blocks S Starting Line-up



24th IHF Men's Junior (U21) World Championship

Germany / Greece

Final Round, 9-12. place



Match Team Statistics

Match No. 94

France 36 - 42 Spain

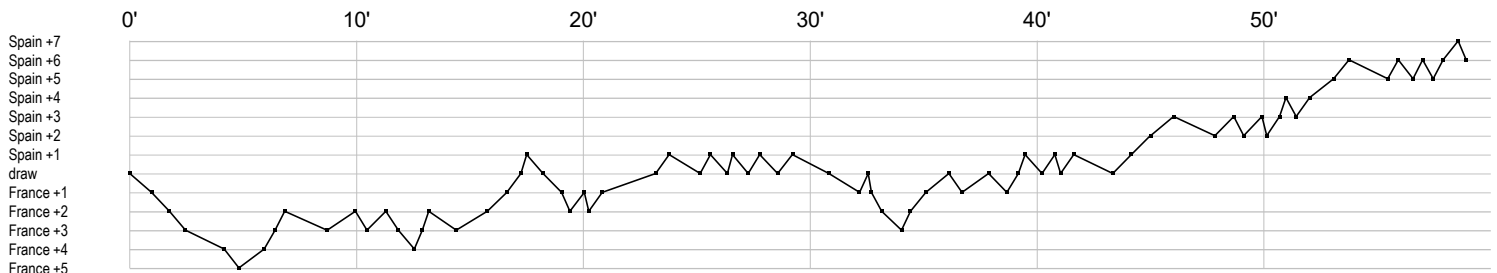
(18 - 19) (18 - 23)

29.6.2023. 11:00

Attendance: 6689

Max-Schmeling Halle

Referees: Youcef Belkhiri (ALG) / Sid Ali Hamidi (ALG)



France

3 Bzdynga V	f	g	g	g	gi																
4 Clay B	a	t	g																		
5 Longerin A																					
6 Fadhuille-Crep	f	g	f	g	f	ag	g	a	g	eg	t	g	g	t	g	a	a				
7 Vincent G	g	g	g	g	g	g	g	g	g	g	g	g	f	f	f						
8 Pimenta H	g	a	t	t	t	a	g	e	a	t	f	t	ei	t	a	f	t	g	p		
10 Engueleguele					2																
11 Berthier A																					
15 Chevalier T	c	f																			
16 Villain L									srs	s	r	r	r	r	r	r	r				
19 Peleka W	f	a	a	p	a	g	t	p	g	a	t	f	t	a	f	pf	f			2	
22 Loredon G	g	g	f						xg	g	b	f	g	g	f						
23 Mantz S					a				2												
26 Discamps M													f								
90 Carrere I				f	g	t	bg	c													
99 Zahaf K	s	s	rrsr	r	r	rr	s	r	r	rr	r	r	r	r	r	r	r	r	r	r	s

Spain

2 Cenic A	f	f									g	g	gg	g							g	a	g	i	g									
4 Rodriguez	t		b								g	f	b	g		c																		
5 Urruzola																																		
6 Gurri Aregay	f	t	ag	eg	f	b																												
8 Soler Biescas																																		
9 Mugica																																		
10 Furundarena																																		
11 Nieto Marcos																																		
12 Domenech	sr	r	r	rr	s	sr	r	s	r	r	s	r	r	r	r	r	r	r	r	r	r	r	r	r	r	r	r	r	r	r	r	r	r	r
13 Ortiz Badillo E																																		
14 Reguart			t	f																														
15 Parera Ibanez																																		
16 Martinez																																		
17 Sempere Perz																																		
18 Alvarez																																		
19 Fernandez																																		

In game	g	Goal scored	f	Missed shot	a	Assist	t	Technical faults	b	Steal
2 2min suspension	e	Eearned 7m	c	Committed 7m	y	Yellow card	r	Red Card	k	Blue card
i Earned 2min.	x	Block	4	4min suspension	p	Pass for clear chance	s	Saved shot	r	Received goal