





# 24th IHF Men's Junior (U21) World Championship

Germany / Greece  
Final Round, 13-16. place



## Match Team Statistics

Match No. 93

## Brazil 23 - 26 Tunisia

(14 - 11) (9 - 15)

29.6.2023. 09:00

Attendance: 4500

Max-Schmeling Halle

Referees: Amar Konjicanin (BIH) / Dino Konjicanin (BIH)

### Shot distribution by player

#### 3 R. Almeida


#### 4 M. Quintino

3/4		2/3
1/2	0/1	

#### 5 C. Morais

1/1		1/1
	0/1	

1 block 0/1 lob

#### 6 C. Souza

		1/1
	0/1	

#### 8 G. Henn

		1/1
		1/1
		1/2

1 post

#### 10 G. Griggio


#### 14 G. Rosa

1/1		0/1

1 post 2 miss.

#### 15 N. Castro


#### 17 S. Froes

1/1	0/1	
		1/1
1/1	1/1	1/1

1 post

#### 19 P. Sosa


#### 30 D. Langaro


#### 31 M. Frias


#### 33 N. Ribera

		1/1
		1/1

#### 83 H. Monta Da Silva

1/1		
1/1	0/1	1/3

1 block

### TOTAL

3/3	0/1	2/2
5/6	0/2	7/11
2/3	1/3	3/4

3 post 2 miss. 2 block 0/1 lob

### Saves distribution goalkeepers

#### 12 L. Vieira

2/3		1/6
2/6	3/3	1/8
0/2	2/2	1/8

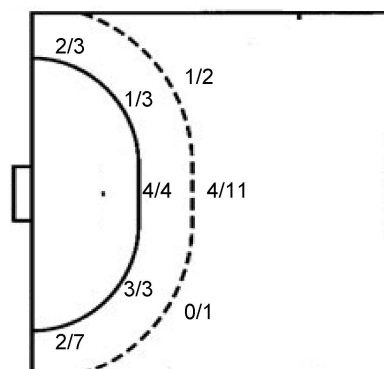
#### 77 W. Santos


### TOTAL

2/3		1/6
2/6	3/3	1/8
0/2	2/2	1/8

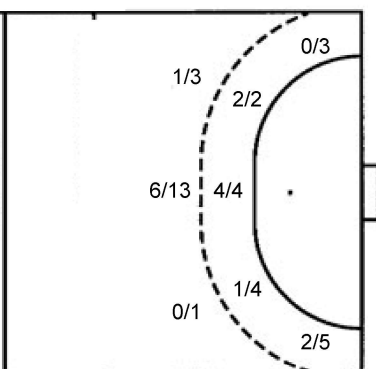
### Shots by position

#### ATTACK



7m penalties	1/2
Fastbreak	3/3
Breakthrough	2/4
Long dist.	0/1

#### DEFENSE



7m penalties	0/1
Fastbreak	5/6
Breakthrough	5/5
Long dist.	0/2

### Shooting statistics

Position	Goals	Sav.	Miss.	Post	Blk.	Total	%
Back (9m)	5	4	2	1	2	14	36
Line (6m)	8	2	0	0	0	10	80
Wing	4	5	0	1	0	10	40
7m penalties	1	1	0	0	0	2	50
Fastbreak	3	0	0	0	0	3	100
Breakthrough	2	1	0	1	0	4	50
<b>Total</b>	<b>23</b>	<b>13</b>	<b>2</b>	<b>3</b>	<b>2</b>	<b>43</b>	<b>53</b>

# Jersey number Tot. Total shooting 6m 6m (line) shooting 9m 9m shooting Wng Wing shooting FB Fastbreak sh. 7m 7m penalty sh.  
Brk. Breakthrough sh. LD Long distance sh. As. Assists PC Pass clear chance E7 Earned 7m pen. TF Technical faults St. Steals  
2m 2m punishments C7. Committed 7m E2 Earned 2m pun. YC. Yellow cards R/B Red/Blue cards Blk. Blocks S Starting Line-up



# 24th IHF Men's Junior (U21) World Championship

Germany / Greece  
Final Round, 13-16. place



## Match Team Statistics

Match No. 93

## Brazil 23 - 26 Tunisia

(14 - 11) (9 - 15)

29.6.2023. 09:00

Attendance: 4500

Max-Schmeling Halle

Referees: Amar Konjicanin (BIH) / Dino Konjicanin (BIH)

## Tunisia

Players		Goals / shots									Attack				Def.			Penalties				TP			
#	Surname and name	S	Tot.	%	9m	6m	Wing	7m	FB	Brk.	LD	As.	PC	E7	E2	TF	St.	C7	Blk	YC	2m	R	B		
1	MOHAMED AZIZ Jemaa	S	0/1	0							0/1	2			1										39:10
3	BEN SALEM Anis		0/2	0			0/2					1					1	1	1						48:51
5	KALLEL Maher		2/2	100		2/2																			20:34
7	MEDDEB JAOUADI Mohamed Aziz	S	3/4	75			2/3		1/1								1	1							34:16
9	BOUGUERRA Adem																								
12	MOUTIAA Limem Dit Liouane		0/1	0							0/1														17:47
13	BEN SALEM Amine	S	2/4	50	0/1	1/2				1/1		1		1	1	3									41:03
19	ABDELMAJID Gabsi		2/5	40			0/2		2/3								1								25:16
21	RAYEN Seghaier	S	1/3	33			0/1	0/1	1/1							1									9:17
22	SNOUSSI Ouissem												1			2									15:38
33	BEN SALEM Yassine	S	6/12	50	1/5	2/4				3/3		3	3			3	1								44:08
39	BEN FRAJ Kousay	S	7/11	64	6/10					1/1		2	2			1	2					2			41:30
50	HAKKOUNA Islem														1	1									10:21
71	BEN HADJ ABDELLATIF Mounib		1/2	50	0/1				1/1																10:06
72	BEN HAMOUDA Mohamed Aziz	S	2/2	100		2/2							1						1	1					41:03
90	SAYEH Dhia Eddine																						1		21:00
	Team / bench																								
	UKUPNO		26/49	53	7/17	7/10	2/8	0/1	5/6	5/5	0/2	9	7	1	3	11	6	2	2	1	3	0	0		

Goalkeepers		Saves / shots								
#	Surname and name	Tot.	%	9m	6m	Wing	7m	FB	Brk.	LD
1	MOHAMED AZIZ Jemaa	10/28	36	3/8	1/5	4/8	1/2	0/3	0/1	1/1
12	MOUTIAA Limem Dit Liouane	4/9	44	1/1	1/5	1/1			1/2	
	TOTAL	14/37	38	4/9	2/10	5/9	1/2	0/3	1/3	1/1

Coach: Zouheir Messaoud

Number of attacks: 55, Efficiency: 47%, Average Duration: 29.94 seconds

### Attack by type of defense

	Shots	9m	6m	Wing	TF	E7	E2
On def. 6-0	14/26	5/11	5/6	1/6	6	0	1
On def. 5-1	6/10	2/4	2/3	1/2	5	1	2
On def. 3-2-1	1/3	0/2	0/0	0/0	0	0	0
Fastbreak	5/6				0	0	0

### Defense by type

	Total	9m	6m	Wing	Stl.	C7	2m
Def. 6-0	11/25	4/11	3/4	2/7	3	2	2
Def. 5-1	6/9	1/2	3/3	2/3	3	0	1
Def. 3-2-1	1/3	0/1	1/2	0/0	0	0	0
Fastbreak	3/3				0	0	0

### Attack with superiority / minority / goalkeeper out

	Attack				Reaction		
	Att.	Eff.	Shots	TF	FB	LD	Tot.
7 on 6 (GK out)	1	0%	0/1	0	0/0	0/1	0/1
6 on 6 (GK out)	1	0%	0/1	0	0/0	0/0	0/0
6 on 6	41	54%	22/34	7			
5 on 6	3	67%	2/2	1			
6 on 5	7	29%	2/5	2			
5 on 5	1	0%	0/1	0			
5 on 4	1	0%	0/0	1			

Player superiority / GK out counted at the end of attack (in case it changes during attack)

### Defense with superiority / minority / goalkeeper out

	Attack				Reaction		
	Att.	Eff.	Shots	TF	FB	LD	Tot.
7 on 6 (GK out)	3	33%	1/2	1	0/0	0/1	0/1
7 on 5 (GK out)	2	50%	1/1	1	0/0	0/0	0/0
6 on 6 (GK out)	3	33%	1/3	0	0/0	0/0	0/0
6 on 5 (GK out)	2	0%	0/1	1	0/0	0/1	0/1
6 on 6	43	47%	20/30	13			
6 on 5	2	0%	0/1	1			
5 on 5	1	0%	0/1	0			

Numbers show attacking numbers of opponent. Lower efficiency of opponent means better defense of this team

# Jersey number Tot. Total shooting 6m 6m (line) shooting 9m 9m shooting Wng Wing shooting FB Fastbreak sh. 7m 7m penalty sh.  
Brk. Breakthrough sh. LD Long distance sh. As. Assists PC Pass clear chance E7 Earned 7m pen. TF Technical faults St. Steals  
2m 2m punishments C7. Committed 7m E2 Earned 2m pun. YC. Yellow cards R/B Red/Blue cards Blk. Blocks S Starting Line-up



# 24th IHF Men's Junior (U21) World Championship

Germany / Greece  
Final Round, 13-16. place



## Match Team Statistics

Match No. 93

## Brazil 23 - 26 Tunisia

(14 - 11) (9 - 15)

29.6.2023. 09:00

Attendance: 4500

Max-Schmeling Halle

Referees: Amar Konjicanin (BIH) / Dino Konjicanin (BIH)

### Shot distribution by player

#### 3 A. Ben Salem

		0/1

1 post

#### 5 M. Kallel

2/2		

#### 7 M. Meddeb Jaouadi

1/1		1/1
	0/1	1/1

#### 9 A. Bouguerra


#### 13 A. Ben Salem

		2/2

2 miss.

#### 19 G. Abdelmajid

		1/2
	0/1	1/1

1 miss.

#### 21 S. Rayen

		0/1
	0/1	1/1

#### 22 O. Snoussi


#### 33 Y. Ben Salem

0/1		1/1
0/1	0/1	3/3
	0/1	2/2

2 miss.

#### 39 K. Ben Fraj

		2/2
2/3		1/1
1/1		1/1

1 post 1 miss. 1 block

#### 50 I. Hakkouna


#### 71 M. Ben Hadj Abdellatif

0/1		
		1/1

#### 72 M. Ben Hamouda

		1/1
1/1		

#### 90 D. Sayeh


### TOTAL

1/3		5/6
4/6	0/3	7/8
2/2	0/2	7/8

2 post 6 miss. 1 block

### Saves distribution goalkeepers

#### 1 J. Mohamed Aziz

1/4	1/1	0/2
1/6	2/2	3/7
0/2	1/2	0/1

#### 12 L. Moutiaa

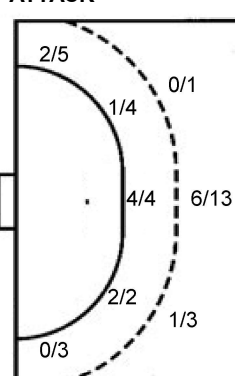
		1/4
1/1	1/1	1/3

### TOTAL

1/4	1/1	0/2
1/6	2/2	4/11
1/3	2/3	1/4

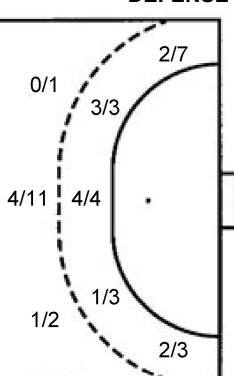
### Shots by position

#### ATTACK



7m penalties	0/1
Fastbreak	5/6
Breakthrough	5/5
Long dist.	0/2

#### DEFENSE



7m penalties	1/2
Fastbreak	3/3
Breakthrough	2/4
Long dist.	0/1

### Shooting statistics

Position	Goals	Sav.	Miss.	Post	Blk.	Total	%
Back (9m)	7	4	4	1	1	17	41
Line (6m)	7	2	1	0	0	10	70
Wing	2	5	0	1	0	8	25
7m penalties	0	1	0	0	0	1	0
Fastbreak	5	0	1	0	0	6	83
Breakthrough	5	0	0	0	0	5	100
<b>Total</b>	<b>26</b>	<b>12</b>	<b>6</b>	<b>2</b>	<b>1</b>	<b>47</b>	<b>55</b>

# Jersey number Tot. Total shooting 6m 6m (line) shooting 9m 9m shooting Wng Wing shooting FB Fastbreak sh. 7m 7m penalty sh.  
Brk. Breakthrough sh. LD Long distance sh. As. Assists PC Pass clear chance E7 Earned 7m pen. TF Technical faults St. Steals  
2m 2m punishments C7. Committed 7m E2 Earned 2m pun. YC. Yellow cards R/B Red/Blue cards Blk. Blocks S Starting Line-up

