



# 24th IHF Men's Junior (U21) World Championship

Germany / Greece  
Final Round, 9-16. place



## Match Team Statistics

Match No. 92

## Bahrain 27 - 31 Egypt

(16 - 15) (11 - 16)

28.6.2023. 21:00

Attendance: 40

Rentis Sport Hall "Melina  
Merkouri"

Referees: Danielo Bozhinovski (MKD) / Viktor Nachevski (MKD)

## Bahrain

Players			Goals / shots									Attack						Def.			Penalties				TP
#	Surname and name	S	Tot.	%	9m	6m	Wing	7m	FB	Brk.	LD	As.	PC	E7	E2	TF	St.	C7	Blk	YC	2m	R	B		
7	ALKHUNAIZI Mahmood	S	3/6	50			2/4		1/1		0/1													59:21	
8	ALI Hasan																								
10	RABIA Mohamed	S	2/4	50	1/2	0/1				1/1		3				2		1				1	1	16:24	
11	KADHEM Ahmed	S	5/7	71		3/4			0/1	2/2		1		1	1		1		1			1		45:38	
14	ALI Abdulla		2/7	29	0/3	0/1			0/1	2/2		5	1			2	1					1		50:25	
16	NASER Ali																							0:14	
19	ALASHEERI Ali	S	5/8	63			0/3	2/2	2/2	1/1		1	1											45:55	
20	ISA Hesham	S																						55:26	
23	ALZAIN Ahmed		1/1	100					1/1							1	1	1						15:27	
26	ALHAYKI Mustafa																								
50	QAMBAR Yaser																								
64	MOHAMED Ali	S														2								35:29	
69	ALI Komail																							0:36	
73	SALEH Husain		1/3	33	0/1	1/2										1								12:38	
77	KHAMIS Jasim	S	5/10	50	1/3	1/2		1/2		2/3		4	2	2	1	7	1							48:44	
90	ABDULLA Ali		3/3	100		3/3								1		1		1	1		1			33:43	
	Team / bench																								
	UKUPNO		27/49	55	2/9	8/13	2/7	3/4	4/6	8/9	0/1	14	4	4	2	16	4	3	2	0	4	1	0		

Goalkeepers		Saves / shots								
#	Surname and name	Tot.	%	9m	6m	Wing	7m	FB	Brk.	LD
16	NASER Ali	0/1	0				0/1			
20	ISA Hesham	9/39	23	3/9	4/10	1/6	0/2	0/5	0/4	1/3
	TOTAL	9/40	23	3/9	4/10	1/6	0/3	0/5	0/4	1/3

Coach: **Esam Abdulla**

Number of attacks: 57, Efficiency: 47%, Average Duration: 38.43 seconds

## Attack by type of defense

	Shots	9m	6m	Wing	TF	E7	E2
On def. 6-0	20/38	2/9	8/13	2/7	16	4	2
Fastbreak	4/6				0	0	0

## Attack with superiority / minority / goalkeeper out

	Attack				Reaction		
	Att.	Eff.	Shots	TF	FB	LD	Tot.
7 on 6 (GK out)	1	100%	1/1	0	0/0	0/0	0/0
7 on 5 (GK out)	1	100%	1/1	0	0/0	1/1	1/1
6 on 6 (GK out)	3	100%	3/3	0	0/0	1/1	1/1
6 on 6	47	45%	21/32	15			
6 on 5	2	50%	1/1	1			
5 on 6	3	0%	0/3	0			

Player superiority / GK out counted at the end of attack (in case it changes during attack)

## Defense by type

	Total	9m	6m	Wing	Stl.	C7	2m
Def. 6-0	7/12	2/3	2/5	1/2	1	1	2
Def. 5-1	6/7	2/3	3/3	1/1	1	1	0
Def. 3-2-1	7/11	2/5	1/2	3/3	2	1	1
Def. 3-3	1/2	0/0	0/1	0/0	0	0	1
Fastbreak	5/5				0	0	0

## Defense with superiority / minority / goalkeeper out

	Attack				Reaction		
	Att.	Eff.	Shots	TF	FB	LD	Tot.
7 on 6 (GK out)	2	0%	0/0	2	0/0	0/0	0/0
6 on 6 (GK out)	1	0%	0/1	0	0/0	0/0	0/0
6 on 6	45	49%	22/29	16			
5 on 6	1	100%	1/1	0			
6 on 5 (GK out)	1	100%	1/1	0	0/0	0/0	0/0
6 on 5	8	88%	7/8	0			

Numbers show attacking numbers of opponent. Lower efficiency of opponent means better defense of this team

#	Jersey number	Tot.	Total shooting	6m	6m (line) shooting	9m	9m shooting	Wng	Wing shooting	FB	Fastbreak sh.	7m	7m penalty sh.
Brk.	Breakthrough sh.	LD	Long distance sh.	As.	Assists	PC	Pass clear chance	E7	Earned 7m pen.	TF	Technical faults	St.	Steals
2m	2m punishments	C7.	Committed 7m	E2	Earned 2m pun.	YC.	Yellow cards	R/B	Red/Blue cards	Blk.	Blocks	S	Starting Line-up

Handball statistics and livescore by Toma-soft ltd ([www.toma-soft.hr](http://www.toma-soft.hr))



# 24th IHF Men's Junior (U21) World Championship

Germany / Greece

Final Round, 9-16. place



## Match Team Statistics

Match No. 92

## Bahrain 27 - 31 Egypt

(16 - 15) (11 - 16)

28.6.2023. 21:00

Attendance: 40

Rentis Sport Hall "Melina  
Merkouri"

Referees: Danielo Bozhinovski (MKD) / Viktor Nachevski (MKD)

## Shot distribution by player

### 7 M. Alkhunaizi

1/1		
0/2		
2/2		

1 miss.

### 8 H. Ali


### 10 M. Rabia

	1/1	
0/1		1/1

1 miss.

### 11 A. Kadhem

3/4	1/1	0/1

1/1 lob

### 14 A. Ali

1/1	0/1	
1/1	0/1	
	0/1	

1 post 1 block

### 19 A. Alasheeri

		0/1
		1/1
2/2	0/2	2/2

### 23 A. Alzain

		1/1

### 26 M. Alhayki


### 50 Y. Qambar


### 64 A. Mohamed


### 69 K. Ali


### 73 H. Saleh

	0/1	0/1
1/1		

### 77 J. Khamis

1/1	0/1	
1/2		
	2/3	1/1

1 post 1 block

### 90 A. Abdulla

1/1		
		1/1
		1/1

## TOTAL

4/4	1/3	0/1
2/5	0/2	3/4
8/10	3/7	5/6

2 post 2 miss. 2 block 1/1  
lob

## Saves distribution goalkeepers

### 16 A. Naser

0/1		

### 20 H. Isa

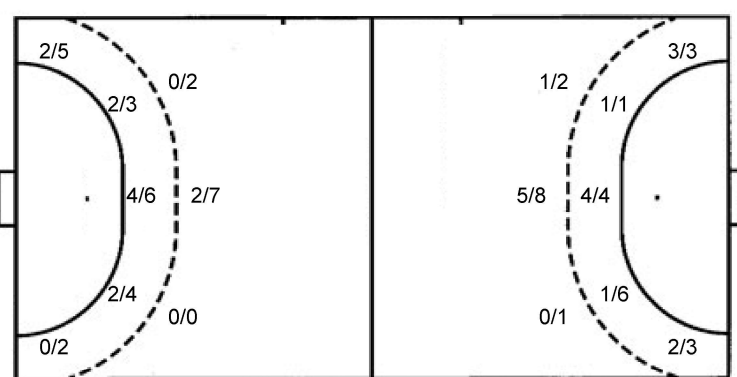
0/5	1/2	0/4
3/6	1/2	0/1
0/8	4/6	0/5

## TOTAL

0/6	1/2	0/4
3/6	1/2	0/1
0/8	4/6	0/5

## Shots by position

### ATTACK



7m penalties 3/4  
Fastbreak 4/6  
Breakthrough 8/9  
Long dist. 0/1

### DEFENSE

7m penalties 3/3  
Fastbreak 5/5  
Breakthrough 4/4  
Long dist. 2/4

## Shooting statistics

Position	Goals	Sav.	Miss.	Post	Blk.	Total	%
Back (9m)	2	2	1	2	2	9	22
Line (6m)	8	5	0	0	0	13	62
Wing	2	5	0	0	0	7	29
7m penalties	3	1	0	0	0	4	75
Fastbreak	4	2	0	0	0	6	67
Breakthrough	8	1	0	0	0	9	89
Total	27	16	1	2	2	48	56

#	Jersey number	Tot.	Total shooting	6m	6m (line) shooting	9m	9m shooting	Wng	Wing shooting	FB	Fastbreak sh.	7m	7m penalty sh.
Brk.	Breakthrough sh.	LD	Long distance sh.	As.	Assists	PC	Pass clear chance	E7	Earned 7m pen.	TF	Technical faults	St.	Steals
2m	2m punishments	C7.	Committed 7m	E2	Earned 2m pun.	YC.	Yellow cards	R/B	Red/Blue cards	Blk.	Blocks	S	Starting Line-up

Handball statistics and livescore by Toma-soft Ltd (www.toma-soft.hr)



# 24th IHF Men's Junior (U21) World Championship

Germany / Greece

Final Round, 9-16. place



## Match Team Statistics

Match No. 92

## Bahrain 27 - 31 Egypt

(16 - 15) (11 - 16)

28.6.2023. 21:00

Attendance: 40

Rentis Sport Hall "Melina

Merkouri"

Referees: Danielo Bozhinovski (MKD) / Viktor Nachevski (MKD)

## Egypt

Players			Goals / shots									Attack					Def.			Penalties					TP
#	Surname and name	S	Tot.	%	9m	6m	Wing	7m	FB	Brk.	LD	As.	PC	E7	E2	TF	St.	C7	Blk	YC	2m	R	B		
1	FAHIM Youssef																							0:30	
4	HUSSEIN Omar		1/1	100		1/1									2	1			1		1			23:28	
5	KHALLAF Mohamed		3/3	100		1/1	2/2							1	1	1								14:15	
9	AHMED Rady	S	6/6	100			3/3		3/3							1								59:42	
13	ELBESHRY Adam	S																						0:38	
15	SHALBY Mahmoud		6/7	86		3/4			1/1		2/2	2				2	2	2	1			1		42:43	
16	AHMED Youssef																								
24	MOHAMED Marawan																								
29	ABDELHAMID Ahmed		1/1	100	1/1								1			1								12:35	
30	SALAMA Youssef	S	0/1	0							0/1					2								58:39	
48	ABDELHAK Mohab	S	6/9	67	0/1	0/2		3/3		3/3		5	5			1								46:14	
55	IBRAHIM Mohamed	S	0/2	0			0/1				0/1	1				3	1							25:01	
71	SALEM Yassin													1	1	3								24:14	
77	MOHAMED Omar		4/7	57	3/5	0/1				1/1		4	2	1				1						24:56	
84	DOIEB Hisham	S	3/5	60	2/3	1/2						2	1			1	1	1						47:51	
99	SALEM Omar	S	1/2	50	0/1				1/1			4				2								39:14	
	Team / bench																								
	UKUPNO		31/44	70	6/11	6/11	5/6	3/3	5/5	4/4	2/4	18	9	3	4	18	4	4	2	0	1	1	0		

Goalkeepers		Saves / shots								
#.	Surname and name	Tot.	%	9m	6m	Wing	7m	FB	Brk.	LD
1	FAHIM Youssef	1/2	50				1/2			
16	AHMED Youssef									
30	SALAMA Youssef	15/41	37	2/4	5/13	5/7	0/2	2/6	1/9	
	TOTAL	16/43	37	2/4	5/13	5/7	1/4	2/6	1/9	0/0

Coach: Mohamed Elalfy

Number of attacks: 58, Efficiency: 53%, Average Duration: 25.40 seconds

## Attack by type of defense

	Shots	9m	6m	Wing	TF	E7	E2
On def. 6-0	7/12	2/3	2/5	1/2	5	1	2
On def. 5-1	6/7	2/3	3/3	1/1	3	1	0
On def. 3-2-1	7/11	2/5	1/2	3/3	9	1	1
On def. 3-3	1/2	0/0	0/1	0/0	1	0	1
Fastbreak	5/5				0	0	0

## Defense by type

	Total	9m	6m	Wing	Stl.	C7	2m
Def. 6-0	20/38	2/9	8/13	2/7	4	4	1
Fastbreak	4/6				0	0	0

## Defense with superiority / minority / goalkeeper out

	Attack				Reaction		
	Att.	Eff.	Shots	TF	FB	LD	Tot.
7 on 6 (GK out)	1	100%	1/1	0	0/0	0/0	0/0
7 on 5 (GK out)	1	100%	1/1	0	0/0	1/1	1/1
6 on 6 (GK out)	3	100%	3/3	0	0/0	1/1	1/1
6 on 6	47	45%	21/32	15			
6 on 5	2	50%	1/1	1			
5 on 6	3	0%	0/3	0			

Numbers show attacking numbers of opponent. Lower efficiency of opponent means better defense of this team

## Attack with superiority / minority / goalkeeper out

	Attack				Reaction		
	Att.	Eff.	Shots	TF	FB	LD	Tot.
7 on 6 (GK out)	2	0%	0/0	2	0/0	0/0	0/0
6 on 6 (GK out)	1	0%	0/1	0	0/0	0/0	0/0
6 on 6	45	49%	22/29	16			
5 on 6	1	100%	1/1	0			
6 on 5 (GK out)	1	100%	1/1	0	0/0	0/0	0/0
6 on 5	8	88%	7/8	0			

Player superiority / GK out counted at the end of attack (in case it changes during attack)

# Jersey number Tot. Total shooting 6m 6m (line) shooting 9m 9m shooting Wng Wing shooting FB Fastbreak sh. 7m 7m penalty sh.  
Brk. Breakthrough sh. LD Long distance sh. As. Assists PC Pass clear chance E7 Earned 7m pen. TF Technical faults St. Steals  
2m 2m punishments C7. Committed 7m E2 Earned 2m pun. YC. Yellow cards R/B Red/Blue cards Blk. Blocks S Starting Line-up

Handball statistics and livescore by Toma-soft ltd (www.toma-soft.hr)



# 24th IHF Men's Junior (U21) World Championship

Germany / Greece

Final Round, 9-16. place



## Match Team Statistics

Match No. 92

## Bahrain 27 - 31 Egypt

(16 - 15) (11 - 16)

28.6.2023. 21:00

Attendance: 40

Rentis Sport Hall "Melina  
Merkouri"

Referees: Danielo Bozhinovski (MKD) / Viktor Nachevski (MKD)

## Shot distribution by player

### 4 O. Hussein

		1/1

### 5 M. Khallaf

1/1		
1/1		
1/1		

### 9 R. Ahmed

		2/2
		1/1
	1/1	2/2

### 13 A. Elbeshry


### 15 M. Shalby

1/1	1/1	
	1/1	
1/1	1/1	1/1

1 post

### 24 M. Mohamed


### 29 A. Abdelhamid

1/1		

### 48 M. Abdelhak

3/3		
0/1	0/1	
3/3	0/1	

### 55 M. Ibrahim

0/1		

1 miss.

### 71 Y. Salem


### 77 O. Mohamed

		1/1
1/1		
1/1	0/2	1/1

1 block

### 84 H. Doieb

1/1		
1/1		
1/1	0/1	

1 block

### 99 O. Salem

0/1		
		1/1

### TOTAL

6/6	1/1	4/4
3/6	1/2	1/1
8/8	2/6	5/5

1 post 1 miss. 2 block

## Saves distribution goalkeepers

### 1 Y. Fahim

1/1		
0/1		

### 16 Y. Ahmed


### 30 Y. Salama

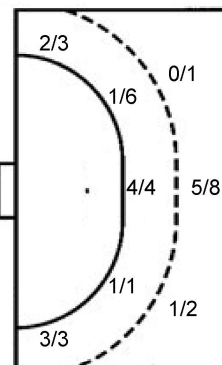
0/4	2/3	1/1
2/4	2/2	1/4
2/9	4/7	1/6

### TOTAL

0/4	2/3	1/1
3/5	2/2	1/4
2/10	4/7	1/6

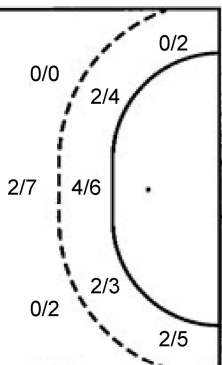
## Shots by position

### ATTACK



7m penalties 3/3  
Fastbreak 5/5  
Breakthrough 4/4  
Long dist. 2/4

### DEFENSE



7m penalties 3/4  
Fastbreak 4/6  
Breakthrough 8/9  
Long dist. 0/1

## Shooting statistics

Position	Goals	Sav.	Miss.	Post	Blk.	Total	%
Back (9m)	6	3	0	0	2	11	55
Line (6m)	6	4	0	1	0	11	55
Wing	5	1	0	0	0	6	83
7m penalties	3	0	0	0	0	3	100
Fastbreak	5	0	0	0	0	5	100
Breakthrough	4	0	0	0	0	4	100
Total	29	8	0	1	2	40	73

#	Jersey number	Tot.	Total shooting	6m	6m (line) shooting	9m	9m shooting	Wng	Wing shooting	FB	Fastbreak sh.	7m	7m penalty sh.
Brk.	Breakthrough sh.	LD	Long distance sh.	As.	Assists	PC	Pass clear chance	E7	Earned 7m pen.	TF	Technical faults	St.	Steals
2m	2m punishments	C7.	Committed 7m	E2	Earned 2m pun.	YC.	Yellow cards	R/B	Red/Blue cards	Blk.	Blocks	S	Starting Line-up

Handball statistics and livescore by Toma-soft ltd (www.toma-soft.hr)

