



# 24th IHF Men's Junior (U21) World Championship

Germany / Greece

Final Round, 9-16. place



Match Team Statistics

Match No. 91

## Sweden 39 - 29 Greece

(20 - 15) (19 - 14)

28.6.2023. 19:00

Attendance: 260

Rentis Sport Hall "Melina

Merkouri"

Referees: Mihail Pirvu (ROU) / Radu Potirniche (ROU)

### Sweden

#	Surname and name	S	Goals / shots								Attack					Def.			Penalties			TP						
			Tot.	%	9m	6m	Wing	7m	FB	Brk.	LD	As.	PC	E7	E2	TF	St.	C7	Blk	YC	2m		R	B				
4	HAMBERG Carl		5/8	63				2/3	1/2	2/3								1										40:29
5	LJUNGMARK Tobias	S	2/2	100				1/1		1/1						1	1											21:19
6	DONALDSSON Petter		4/4	100	1/1	2/2									2			2						1			30:56	
7	LJUNGQUIST Adam	S	3/4	75		2/2				0/1	1/1			6				1									26:18	
9	PALMAR Kasper	S	8/10	80	3/4	1/1				3/4	1/1			5				4	2								27:15	
10	MÖLLER Felix	S	2/2	100		2/2																	1		1		24:07	
11	ERICSSON Johan		3/5	60		3/4				0/1						1	1								1		18:25	
16	LINDÉN Alexander													1	1												27:13	
17	ROBERTS Kelvin	S	3/4	75				2/3		1/1				3			1	1	1								32:37	
18	SKOOG Axel		1/1	100						1/1				1		1				2			1				24:53	
20	LARSSON Isak		2/3	67	1/2							1/1		3													15:14	
21	SÄVINGER Oscar	S																									28:27	
22	LENNERNÄS Marcus		1/2	50	0/1	1/1								6	2			2	1	1							31:45	
23	ELOVSON William	S	2/5	40	1/4					1/1				2	2			1	1								27:42	
30	SANDERHEM Robin		1/4	25	0/2	1/2								1			1	2									14:59	
33	LEYMAN Albin		2/5	40				2/3		0/2					1								1		1		28:21	
	Team / bench																											
	UKUPNO		39/59	66	6/14	12/14	7/10	1/2	9/15	3/3	1/1			28	8	2	3	15	8	5	2	0	5	0	0			

#	Surname and name	Saves / shots								
		Tot.	%	9m	6m	Wing	7m	FB	Brk.	LD
16	LINDÉN Alexander	9/23	39	5/7	0/7	3/5	1/3	0/1		
21	SÄVINGER Oscar	6/21	29	3/6	0/5	1/4	0/1	1/3	1/1	0/1
	TOTAL	15/44	34	8/13	0/12	4/9	1/4	1/4	1/1	0/1

Coach: Dennis Sandberg

Number of attacks: 71, Efficiency: 55%, Average Duration: 25.01 seconds

### Attack by type of defense

	Shots	9m	6m	Wing	TF	E7	E2
On def. 6-0	27/39	6/13	11/13	7/10	13	2	2
On def. 5-1	1/2	0/1	1/1	0/0	2	0	1
Fastbreak	9/15				0	0	0

### Defense by type

	Total	9m	6m	Wing	Stl.	C7	2m
Def. 6-0	22/44	5/17	12/15	5/11	8	5	5
Fastbreak	3/6				0	0	0

### Attack with superiority / minority / goalkeeper out

	Attack				Reaction		
	Att.	Eff.	Shots	TF	FB	LD	Tot.
7 on 6 (GK out)	3	0%	0/2	1	0/0	0/0	0/0
6 on 6 (GK out)	3	0%	0/1	2	0/0	0/0	0/0
6 on 5 (GK out)	2	100%	2/2	0	0/0	0/0	0/0
6 on 6	58	59%	34/47	11			
6 on 5	3	67%	2/3	0			
5 on 6	1	0%	0/0	1			
5 on 5	1	100%	1/1	0			

Player superiority / GK out counted at the end of attack (in case it changes during attack)

### Defense with superiority / minority / goalkeeper out

	Attack				Reaction		
	Att.	Eff.	Shots	TF	FB	LD	Tot.
7 on 6 (GK out)	4	50%	2/3	1	1/1	1/1	2/2
6 on 6 (GK out)	4	75%	3/3	1	0/0	0/0	0/0
6 on 6	54	37%	20/39	15			
6 on 5 (GK out)	2	100%	2/2	0	0/0	0/0	0/0
6 on 5	7	29%	2/4	3			

Numbers show attacking numbers of opponent. Lower efficiency of opponent means better defense of this team

# Jersey number Tot. Total shooting 6m 6m (line) shooting 9m 9m shooting Wng Wing shooting FB Fastbreak sh. 7m 7m penalty sh.  
 Brk. Breakthrough sh. LD Long distance sh. As. Assists PC Pass clear chance E7 Earned 7m pen. TF Technical faults St. Steals  
 2m 2m punishments C7. Committed 7m E2 Earned 2m pun. YC. Yellow cards R/B Red/Blue cards Blk. Blocks S Starting Line-up



# 24th IHF Men's Junior (U21) World Championship

Germany / Greece  
Final Round, 9-16. place



## Match Team Statistics

Match No. 91

## Sweden 39 - 29 Greece

(20 - 15) (19 - 14)

28.6.2023. 19:00

Attendance: 260

Rentis Sport Hall "Melina Merkouri"

Referees: Mihail Pirvu (ROU) / Radu Potirniche (ROU)

### Shot distribution by player

#### 4 C. Hamberg

1/2		
1/2		
1/1	1/1	1/1

1 post

#### 5 T. Ljungmark

2/2		

#### 6 P. Donaldsson

1/1		
1/1		1/1

1/1 lob

#### 7 A. Ljungquist

1/1		0/1
2/2		

#### 9 K. Palmar

2/2		3/3
1/1		
2/2		0/1

1 miss.

#### 10 F. Möller

1/1		1/1

#### 11 J. Ericsson

0/1		1/1
1/1		1/1

1 post

#### 17 K. Roberts

	1/1	1/1
		1/1

1 miss.

#### 18 A. Skoog

	1/1	

#### 20 I. Larsson

	1/1	1/1
	0/1	

#### 22 M. Lennemäs

0/1	1/1	

#### 23 W. Elovson

1/1		0/1
	0/1	
1/2		

#### 30 R. Sanderhem

0/1		
0/1		0/1
	1/1	

#### 33 A. Leyman

	0/2	
1/1		

1 miss. 1/1 lob

### TOTAL

9/12	1/1	6/8
2/4	1/4	1/2
9/11	4/5	4/5

2 post 3 miss. 2/2 lob

### Saves distribution goalkeepers

#### 16 A. Lindén

1/1	1/1	0/2
	1/1	1/1
1/6	2/4	2/7

#### 21 O. Sävinger

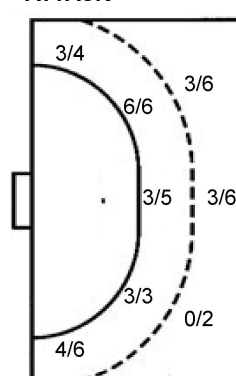
0/2		2/5
1/1	1/2	1/1
0/3	1/3	0/4

#### TOTAL

1/3	1/1	2/7
1/1	2/3	2/2
1/9	3/7	2/11

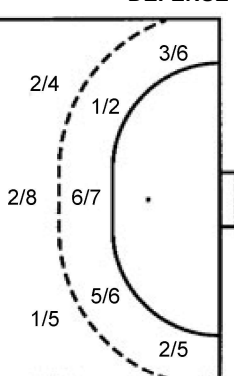
### Shots by position

#### ATTACK



7m penalties 1/2  
Fastbreak 9/15  
Breakthrough 3/3  
Long dist. 1/1

#### DEFENSE



7m penalties 3/5  
Fastbreak 3/6  
Breakthrough 0/1  
Long dist. 1/1

### Shooting statistics

Position	Goals	Sav.	Miss.	Post	Blk.	Total	%
Back (9m)	6	7	1	0	0	14	43
Line (6m)	12	2	0	0	0	14	86
Wing	7	0	2	1	0	10	70
7m penalties	1	1	0	0	0	2	50
Fastbreak	9	5	0	1	0	15	60
Breakthrough	3	0	0	0	0	3	100
<b>Total</b>	<b>38</b>	<b>15</b>	<b>3</b>	<b>2</b>	<b>0</b>	<b>58</b>	<b>66</b>

# Jersey number Tot. Total shooting 6m 6m (line) shooting 9m 9m shooting Wng Wing shooting FB Fastbreak sh. 7m 7m penalty sh.  
Brk. Breakthrough sh. LD Long distance sh. As. Assists PC Pass clear chance E7 Earned 7m pen. TF Technical faults St. Steals  
2m 2m punishments C7. Committed 7m E2 Earned 2m pun. YC. Yellow cards R/B Red/Blue cards Blk. Blocks S Starting Line-up

Handball statistics and livescore by Toma-soft ltd (www.toma-soft.hr)



# 24th IHF Men's Junior (U21) World Championship

Germany / Greece

Final Round, 9-16. place



Match Team Statistics

Match No. 91

## Sweden 39 - 29 Greece

(20 - 15) (19 - 14)

28.6.2023. 19:00

Attendance: 260

Rentis Sport Hall "Melina

Merkouri"

Referees: Mihail Pirvu (ROU) / Radu Potirniche (ROU)

### Greece

#	Surname and name	S	Goals / shots									Attack					Def.			Penalties				TP				
			Tot.	%	9m	6m	Wing	7m	FB	Brk.	LD	As.	PC	E7	E2	TF	St.	C7	Blk	YC	2m	R	B					
1	BAMPATZANIDIS Dimitrios	S																										46:44
2	KOUKOULAS Alexandros		0/2	0	0/2										1	1				1								16:33
6	PANAGIOTOU Dimitrios	S	3/6	50	1/3										4	2	1	1	4									41:47
7	PAPAGIANNIS Christos		2/5	40				2/5							1	1	1											39:09
10	DIKAIOULIAS Nikolaos Marios	S	7/9	78		7/9									2	2	1	1								1	47:50	
11	PAPAZOGLOU Athanasios		1/4	25	1/3	0/1									1	1			2								2	24:05
13	KOTSIONIS Konstantinos		1/2	50		1/1			0/1						3	4			1									13:26
15	TOSKAS Achilleas		3/7	43	1/5	1/1								1/1	3	1			1	1								19:47
16	DAIOS Georgios																											7:51
18	ALEXANDRIDIS Pantelis-Leonidas	S	1/1	100	1/1										1				4									12:55
20	ANASTASIOU Eleftherios	S	2/5	40	1/3					1/2					5	2	1		3	1								34:36
30	SINA Armando	S	1/3	33		1/1			0/2										1									21:10
34	GEROULANOS Andreas																											
55	PAGIATIS Eleftherios		3/3	100		3/3									2			1	1									36:46
77	TZORTZINIS Nikolaos	S	1/3	33		1/3									1													23:48
99	STEFANITSIS Ioannis		4/6	67		1/2	3/4												1	1								33:33
Team / bench																												
UKUPNO			29/56	52	5/17	12/15	5/11	3/5	3/6	0/1	1/1				20	13	5	5	20	4	2	0	0	3	0	0		

#	Surname and name	Saves / shots								
		Tot.	%	9m	6m	Wing	7m	FB	Brk.	LD
1	BAMPATZANIDIS Dimitrios	13/47	28	7/12	1/10	0/7		5/14	0/3	0/1
16	DAIOS Georgios	2/7	29	0/1	1/4		1/2			
TOTAL		15/54	28	7/13	2/14	0/7	1/2	6/14	0/3	0/1

Coach: Nikolaos Georgiadis

Number of attacks: 71, Efficiency: 41%, Average Duration: 26.03 seconds

### Attack by type of defense

	Shots	9m	6m	Wing	TF	E7	E2
On def. 6-0	22/44	5/17	12/15	5/11	20	5	5
Fastbreak	3/6				0	0	0

### Defense by type

	Total	9m	6m	Wing	Stl.	C7	2m
Def. 6-0	27/39	6/13	11/13	7/10	4	2	2
Def. 5-1	1/2	0/1	1/1	0/0	0	0	1
Fastbreak	9/15				0	0	0

### Attack with superiority / minority / goalkeeper out

	Attack				Reaction		
	Att.	Eff.	Shots	TF	FB	LD	Tot.
7 on 6 (GK out)	4	50%	2/3	1	1/1	1/1	2/2
6 on 6 (GK out)	4	75%	3/3	1	0/0	0/0	0/0
6 on 6	54	37%	20/39	15			
6 on 5 (GK out)	2	100%	2/2	0	0/0	0/0	0/0
6 on 5	7	29%	2/4	3			

Player superiority / GK out counted at the end of attack (in case it changes during attack)

### Defense with superiority / minority / goalkeeper out

	Attack				Reaction		
	Att.	Eff.	Shots	TF	FB	LD	Tot.
7 on 6 (GK out)	3	0%	0/2	1	0/0	0/0	0/0
6 on 6 (GK out)	3	0%	0/1	2	0/0	0/0	0/0
6 on 5 (GK out)	2	100%	2/2	0	0/0	0/0	0/0
6 on 6	58	59%	34/47	11			
6 on 5	3	67%	2/3	0			
5 on 6	1	0%	0/0	1			
5 on 5	1	100%	1/1	0			

Numbers show attacking numbers of opponent. Lower efficiency of opponent means better defense of this team

# Jersey number Tot. Total shooting 6m 6m (line) shooting 9m 9m shooting Wng Wing shooting FB Fastbreak sh. 7m 7m penalty sh.  
 Brk. Breakthrough sh. LD Long distance sh. As. Assists PC Pass clear chance E7 Earned 7m pen. TF Technical faults St. Steals  
 2m 2m punishments C7. Committed 7m E2 Earned 2m pun. YC. Yellow cards R/B Red/Blue cards Blk. Blocks S Starting Line-up



# 24th IHF Men's Junior (U21) World Championship

Germany / Greece  
Final Round, 9-16. place



## Match Team Statistics

Match No. 91

## Sweden 39 - 29 Greece

(20 - 15) (19 - 14)

28.6.2023. 19:00

Attendance: 260

Rentis Sport Hall "Melina Merkouri"

Referees: Mihail Pirvu (ROU) / Radu Potirniche (ROU)

### Shot distribution by player

#### 2 A. Koukoulas

0/1		
0/1		

#### 6 D. Panagiotou

		1/2
0/1		
	1/1	1/1

1 miss.

#### 7 C. Papagiannis

	0/1	2/2
	0/1	

1 post

#### 10 N. Dikaioulas

1/1		
3/3	1/1	2/2

2 post

#### 11 A. Papazoglou

1/1		0/2

1 miss.

#### 13 K. Kotsionis

	1/1	

1 post

#### 15 A. Toskas

		0/1
	1/1	0/1
	1/1	1/1

2 block

#### 18 P. Alexandridis

1/1		

#### 20 E. Anastasiou

	0/1	2/2

2 miss.

#### 30 A. Sina

		1/1
	0/1	

1 miss.

#### 34 A. Geroulanos


#### 55 E. Pagiatis

1/1		2/2

#### 77 N. Tzortzinis

1/1		
	0/1	

1 post

#### 99 I. Stefanitsis

		1/1
		0/1
2/2	0/1	1/1

### TOTAL

2/3	0/1	5/7
0/1	1/3	0/2
8/9	4/7	9/11

5 post 5 miss. 2 block

### Saves distribution goalkeepers

#### 1 D. Bampatzanidis

1/10	0/1	2/8
2/4	3/4	1/1
2/10	1/4	1/3

#### 16 G. Daios

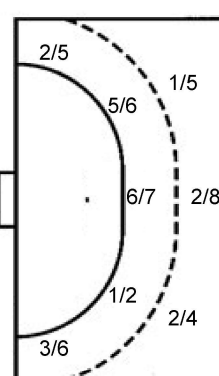
2/2		
		0/1
0/1	0/1	0/2

#### TOTAL

3/12	0/1	2/8
2/4	3/4	1/2
2/11	1/5	1/5

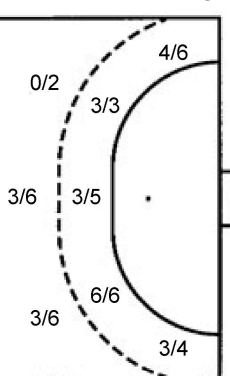
### Shots by position

#### ATTACK



7m penalties 3/5  
Fastbreak 3/6  
Breakthrough 0/1  
Long dist. 1/1

#### DEFENSE



7m penalties 1/2  
Fastbreak 9/15  
Breakthrough 3/3  
Long dist. 1/1

### Shooting statistics

Position	Goals	Sav.	Miss.	Post	Blk.	Total	%
Back (9m)	5	8	2	0	2	17	29
Line (6m)	12	0	1	2	0	15	80
Wing	5	4	0	2	0	11	45
7m penalties	3	1	0	1	0	5	60
Fastbreak	3	1	2	0	0	6	50
Breakthrough	0	1	0	0	0	1	0
<b>Total</b>	<b>28</b>	<b>15</b>	<b>5</b>	<b>5</b>	<b>2</b>	<b>55</b>	<b>51</b>

# Jersey number Tot. Total shooting 6m 6m (line) shooting 9m 9m shooting Wng Wing shooting FB Fastbreak sh. 7m 7m penalty sh.  
Brk. Breakthrough sh. LD Long distance sh. As. Assists PC Pass clear chance E7 Earned 7m pen. TF Technical faults St. Steals  
2m 2m punishments C7. Committed 7m E2 Earned 2m pun. YC. Yellow cards R/B Red/Blue cards Blk. Blocks S Starting Line-up

Handball statistics and livescore by Toma-soft ltd (www.toma-soft.hr)



# 24th IHF Men's Junior (U21) World Championship

Germany / Greece

Final Round, 9-16. place



## Match Team Statistics

Match No. 91

## Sweden 39 - 29 Greece

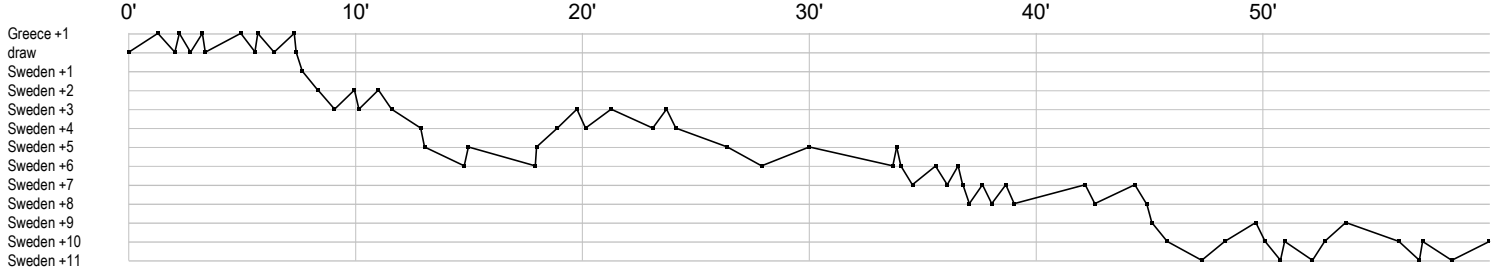
(20 - 15) (19 - 14)

28.6.2023. 19:00

Attendance: 260

Rentis Sport Hall "Melina Merkouri"

Referees: Mihail Pirvu (ROU) / Radu Potirniche (ROU)



### Sweden

4	Hamberg C	f g c2	g g	g g	f f
5	Ljungmark T	g g	b t		
6	Donaldsson P	c tg	p g g		g p t 2c
7	Ljungquist A	g a a g a	tf aa a g		
9	Palmar K	t f f a a gbag g bgg	g t g a a t tg		
10	Möller F	g g	x 2		
11	Ericsson J	g f	2		gf e g
16	Lindén A		s s r r a r s r r	rs s r s r pr	rs r r sr s
17	Roberts K	ba a	gg ig	f t	a
18	Skoog A	x a		b	bg e
20	Larsson I			g	f a a a g
21	Sävinger O	r r r r r s r sr sr r r r s r	r s	tsr	
22	Lennernäs M	f ap a t a b a a			c p g a t
23	Elovson W	f g g a f a	f p	p	
30	Sanderhem R	f g ft fi a t			
33	Leyman A	f	g f p		f g 2c

### Greece

1	Bampatzanidis	s r s r r r r r r r r s r r r r s s r s s r sr r	r r r	s s r r r r r r r	r r	rrr	sr r
2	Koukoulas A			f			a pc t f
6	Panagiotou D	g a t p a	fa pg a f	f	t		g t e i t
7	Papagiannis	g	ei	p g f	f f f		
10	Dikaioulias N	g t g	e g	b f f gi	g g g i e		
11	Papazoglou A		p f g t t	f2	c	af 2	
13	Kotsionis K	pf	a p	t	ag	p	p
15	Toskas A	g a a g f		f b g f t f a			
16	Daios G				r		r s s r r r
18	Alexandridis P	tt	p		g t t		
20	Anastasiou E	abp t g t a f		f a g a p		e f a t	
30	Sina A	f	f				t
34	Geroulanos A						
55	Pagiatis E		g	t	g	i a	g a
77	Tzortzinis N	a	g	f	f		
99	Stefanitsis I		g g	f		bt	g g f

In game	<b>g</b> Goal scored	<b>f</b> Missed shot	<b>a</b> Assist	<b>t</b> Technical faults	<b>b</b> Steal
<b>2</b> 2min suspension	<b>e</b> Eearned 7m	<b>c</b> Committed 7m	<b>y</b> Yellow card	<b>r</b> Red Card	<b>k</b> Blue card
<b>i</b> Eearned 2min.	<b>x</b> Block	<b>4</b> 4min suspension	<b>p</b> Pass for clear chance	<b>s</b> Saved shot	<b>r</b> Received goal