



24th IHF Men's Junior (U21) World Championship

Germany / Greece

Final Round, 9-16. place



Match Team Statistics

Match No. 82

Tunisia 29 - 40 Spain

(12 - 21) (17 - 19)

28.6.2023. 13:00

Attendance: 2500

Max-Schmeling Halle

Referees: Georgi Doychinov (BUL) / Yulian Goretsov (BUL)

Tunisia

Players		Goals / shots									Attack				Def.			Penalties			TP				
#	Surname and name	S	Tot.	%	9m	6m	Wing	7m	FB	Brk.	LD	As.	PC	E7	E2	TF	St.	C7	Blk	YC		2m	R	B	
1	MOHAMED AZIZ Jemaa	S										1													56:24
3	BEN SALEM Anis	S	1/1	100			1/1									1	1								39:41
5	KALLEL Maher		1/1	100		1/1																			7:00
7	MEDDEB JAOUADI Mohamed Aziz																								6:09
9	BOUGUERRA Adem																								
12	MOUITIAA Limem Dit Liouane																								0:16
13	BEN SALEM Amine	S	1/3	33	1/3							2				4	1		1						20:19
19	ABDELMAJID Gabsi		4/7	57		0/1	1/3	1/1	2/2							1	3								51:05
21	RAYEN Seghaier	S	1/2	50			0/1		1/1																16:59
22	SNOUSSI Ouissem		1/5	20	0/3	0/1				1/1		1	1	1		4	1	1							32:31
33	BEN SALEM Yassine	S	3/8	38	2/5	0/1				1/2			2			7	2					1			42:54
39	BEN FRAJ Kousay	S	8/12	67	5/6	0/1	0/1		3/3	0/1		3				3	2					1			46:00
50	HAKKOUNA Islem		3/3	100	2/2	1/1						2										1			23:04
71	BEN HADJ ABDELLATIF Mounib											1				1	1								8:59
72	BEN HAMOUDA Mohamed Aziz	S	5/7	71		4/5	1/1		0/1							2									53:00
90	SAYEH Dhia Eddine		1/5	20	1/5											1		1				1			15:39
Team / bench																									
UKUPNO			29/54	54	11/24	6/11	3/7	1/1	6/7	2/4	0/0	10	3	1	0	24	11	2	1	0	4	0	0		

Goalkeepers		Saves / shots								
#	Surname and name	Tot.	%	9m	6m	Wing	7m	FB	Brk.	LD
1	MOHAMED AZIZ Jemaa	9/46	20	6/11	2/8	1/11	0/1	0/11	0/4	
12	MOUITIAA Limem Dit Liouane	0/1	0				0/1			
TOTAL		9/47	19	6/11	2/8	1/11	0/2	0/11	0/4	0/0

Coach: Zouheir Messaoud

Number of attacks: 76, Efficiency: 38%, Average Duration: 24.77 seconds

Attack by type of defense

	Shots	9m	6m	Wing	TF	E7	E2
On def. 6-0	21/41	10/21	6/10	3/6	24	1	0
Fastbreak	6/7				0	0	0

Defense by type

	Total	9m	6m	Wing	Stl.	C7	2m
Def. 6-0	15/24	4/9	3/5	6/7	2	2	2
Def. 5-1	4/7	0/2	1/1	2/3	3	0	1
Def. 3-2-1	6/7	1/1	2/3	2/2	6	0	1
Fastbreak	11/12				0	0	0

Attack with superiority / minority / goalkeeper out

	Attack				Reaction		
	Att.	Eff.	Shots	TF	FB	LD	Tot.
6 on 6 (GK out)	7	29%	2/4	3	1/1	1/1	2/2
6 on 6	66	38%	25/45	21			
6 on 5	2	100%	2/2	0			
5 on 6	1	0%	0/1	0			

Player superiority / GK out counted at the end of attack (in case it changes during attack)

Defense with superiority / minority / goalkeeper out

	Attack				Reaction		
	Att.	Eff.	Shots	TF	FB	LD	Tot.
7 on 6 (GK out)	1	0%	0/0	1	1/1	0/0	1/1
6 on 6 (GK out)	2	50%	1/1	1	0/0	0/0	0/0
6 on 6	60	50%	30/42	18			
5 on 6	1	100%	1/1	0			
6 on 5	11	73%	8/9	2			

Numbers show attacking numbers of opponent. Lower efficiency of opponent means better defense of this team

Jersey number Tot. Total shooting 6m 6m (line) shooting 9m 9m shooting Wng Wing shooting FB Fastbreak sh. 7m 7m penalty sh.
 Brk. Breakthrough sh. LD Long distance sh. As. Assists PC Pass clear chance E7 Earned 7m pen. TF Technical faults St. Steals
 2m 2m punishments C7 Committed 7m E2 Earned 2m pun. YC Yellow cards R/B Red/Blue cards Blk. Blocks S Starting Line-up



24th IHF Men's Junior (U21) World Championship

Germany / Greece

Final Round, 9-16. place



Match Team Statistics

Match No. 82

Tunisia 29 - 40 Spain

(12 - 21) (17 - 19)

28.6.2023. 13:00

Attendance: 2500

Max-Schmeling Halle

Referees: Georgi Doychinov (BUL) / Yulian Goretsov (BUL)

Shot distribution by player

3 A. Ben Salem

1/1		

5 M. Kallel

		1/1

7 M. Meddeb Jaouadi

9 A. Bouguerra

13 A. Ben Salem

		1/1
0/1		

1 miss.

19 G. Abdelmajid

2/2		
		0/1
2/2		0/1

0/1 lob

21 S. Rayen

		0/1
	1/1	

22 O. Snoussi

		1/1
0/1		0/1

2 miss.

33 Y. Ben Salem

1/1		
1/3		1/1

1 post 1 miss. 1 block

39 K. Ben Fraj

	0/1	3/3
2/2		
2/2		1/1

2 post 1 miss.

50 I. Hakkouna

1/1		
	1/1	1/1

71 M. Ben Hadj Abdellatif

72 M. Ben Hamouda

0/1		2/2
1/1		2/3

90 D. Sayeh

1/1	0/1	
0/1		

2 block

TOTAL

5/5	0/1	5/6
4/9	1/2	4/6
5/6	1/1	4/6

3 post 5 miss. 3 block 0/1 lob

Saves distribution goalkeepers

1 J. Mohamed Aziz

1/3	1/1	2/6
2/13		0/6
2/10	1/4	

12 L. Moutiaa

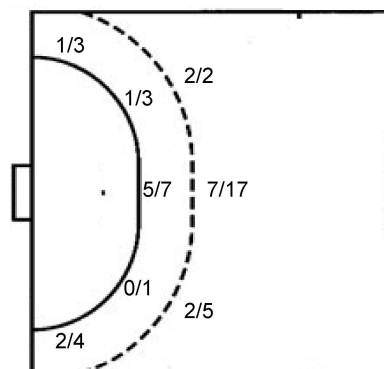
0/1		

TOTAL

1/3	1/1	2/6
2/14		0/6
2/10	1/4	

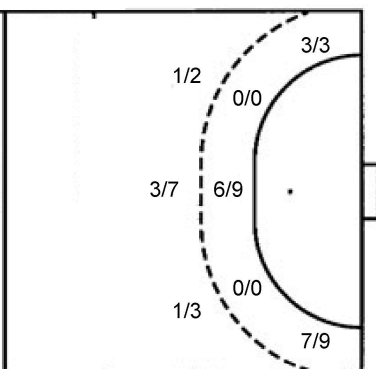
Shots by position

ATTACK



7m penalties 1/1
Fastbreak 6/7
Breakthrough 2/4
Long dist. 0/0

DEFENSE



7m penalties 2/2
Fastbreak 11/12
Breakthrough 4/5
Long dist. 2/3

Shooting statistics

Position	Goals	Sav.	Miss.	Post	Blk.	Total	%
Back (9m)	11	5	4	1	3	24	46
Line (6m)	6	4	1	0	0	11	55
Wing	3	3	0	1	0	7	43
7m penalties	1	0	0	0	0	1	100
Fastbreak	6	1	0	0	0	7	86
Breakthrough	2	1	0	1	0	4	50
Total	29	14	5	3	3	54	54

Jersey number Tot. Total shooting 6m 6m (line) shooting 9m 9m shooting Wng Wing shooting FB Fastbreak sh. 7m 7m penalty sh.
Brk. Breakthrough sh. LD Long distance sh. As. Assists PC Pass clear chance E7 Earned 7m pen. TF Technical faults St. Steals
2m 2m punishments C7. Committed 7m E2 Earned 2m pun. YC. Yellow cards R/B Red/Blue cards Blk. Blocks S Starting Line-up

Handball statistics and livescore by Toma-soft ltd (www.toma-soft.hr)



24th IHF Men's Junior (U21) World Championship

Germany / Greece

Final Round, 9-16. place



Match Team Statistics

Match No. 82

Tunisia 29 - 40 Spain

(12 - 21) (17 - 19)

28.6.2023. 13:00

Attendance: 2500

Max-Schmeling Halle

Referees: Georgi Doychinov (BUL) / Yulian Goretsov (BUL)

Spain

#	Surname and name	S	Goals / shots									Attack				Def.			Penalties				TP										
			Tot.	%	9m	6m	Wing	7m	FB	Brk.	LD	As.	PC	E7	E2	TF	St.	C7	Blk	YC	2m	R		B									
2	CENIC Aleksandar	S	1/3	33	1/3										2				1														27:58
4	RODRIGUEZ MORENO Javier	S	1/2	50		1/2													1														25:27
5	URRUZOLA PAGAZARTUNDUA Julen	S													1																		29:51
6	GURRI AREGAY Jan		3/5	60	1/3	1/1			1/1						7	2		1	1														18:48
8	SOLER BIESCAS Marti		5/5	100				2/2			3/3						1	1	1	1													29:51
9	MUGICA SANTIAGO Julen		4/4	100	1/1										1					3	1												11:54
10	FURUNDARENA MAIZ Eneko	S	3/4	75	1/2		1/1								1	1			2	1	1	1											33:23
11	NIETO MARCOS Gorka														4				7														31:43
12	DOMENECH CALATAYUD Roberto	S													2	2																	28:55
13	ORTIZ BADILLO Eduardo		4/6	67			3/5		1/1								1			1													24:06
14	REGUART MASSANA Bruno		1/3	33	1/2										1	1		2	1														16:26
15	PARERA IBANEZ Artur		5/6	83		4/5				1/1					3	1			2	1													34:22
16	MARTINEZ JIMENEZ Daniel		0/1	0																													30:00
17	SEMPERE PERZ Juan Carlos		1/2	50	0/1											1				2													11:08
18	ALVAREZ DOMINGUEZ Carlos	S	11/12	92		0/1	4/4	1/1	5/5											1	1												35:59
19	FERNANDEZ GUZMAN Arnau	S	1/2	50					1/2																								30:09
	Team / bench																																
	UKUPNO		40/55	73	5/12	6/9	10/12	2/2	11/12	4/5	2/3	22	8	2	4	22	6	1	3	0	1	0	0										

Goalkeepers		Saves / shots								
#	Surname and name	Tot.	%	9m	6m	Wing	7m	FB	Brk.	LD
12	DOMENECH CALATAYUD Roberto	7/19	37	3/7	2/4	1/3	0/1	0/2	1/2	
16	MARTINEZ JIMENEZ Daniel	7/24	29	2/9	2/6	2/3		1/5	0/1	
	TOTAL	14/43	33	5/16	4/10	3/6	0/1	1/7	1/3	0/0

Coach: **Rodrigo Renones Calvo**

Number of attacks: 75, Efficiency: 53%, Average Duration: 22.77 seconds

Attack by type of defense

	Shots	9m	6m	Wing	TF	E7	E2
On def. 6-0	15/24	4/9	3/5	6/7	6	2	2
On def. 5-1	4/7	0/2	1/1	2/3	5	0	1
On def. 3-2-1	6/7	1/1	2/3	2/2	10	0	1
Fastbreak	11/12				1	0	0

Defense by type

	Total	9m	6m	Wing	Stl.	C7	2m
Def. 6-0	21/41	10/21	6/10	3/6	6	1	1
Fastbreak	6/7				0	0	0

Attack with superiority / minority / goalkeeper out

	Attack				Reaction		
	Att.	Eff.	Shots	TF	FB	LD	Tot.
7 on 6 (GK out)	1	0%	0/0	1	1/1	0/0	1/1
6 on 6 (GK out)	2	50%	1/1	1	0/0	0/0	0/0
6 on 6	60	50%	30/42	18			
5 on 6	1	100%	1/1	0			
6 on 5	11	73%	8/9	2			

Player superiority / GK out counted at the end of attack (in case it changes during attack)

Defense with superiority / minority / goalkeeper out

	Attack				Reaction		
	Att.	Eff.	Shots	TF	FB	LD	Tot.
6 on 6 (GK out)	7	29%	2/4	3	1/1	1/1	2/2
6 on 6	66	38%	25/45	21			
6 on 5	2	100%	2/2	0			
5 on 6	1	0%	0/1	0			

Numbers show attacking numbers of opponent. Lower efficiency of opponent means better defense of this team

Jersey number Tot. Total shooting 6m 6m (line) shooting 9m 9m shooting Wng Wing shooting FB Fastbreak sh. 7m 7m penalty sh.
 Brk. Breakthrough sh. LD Long distance sh. As. Assists PC Pass clear chance E7 Earned 7m pen. TF Technical faults St. Steals
 2m 2m punishments C7. Committed 7m E2 Earned 2m pun. YC. Yellow cards R/B Red/Blue cards Blk. Blocks S Starting Line-up



24th IHF Men's Junior (U21) World Championship

Germany / Greece

Final Round, 9-16. place



Match Team Statistics

Match No. 82

Tunisia 29 - 40 Spain

(12 - 21) (17 - 19)

28.6.2023. 13:00

Attendance: 2500

Max-Schmeling Halle

Referees: Georgi Doychinov (BUL) / Yulian Goretsov (BUL)

Shot distribution by player

2 A. Cenic 0/1 1/2	4 J. Rodriguez Moreno 0/1 1/1	5 J. Uruzola Pagazartundua	6 J. Gurri Aregay 0/1 1/2 2/2	8 M. Soler Biescas 1/1 1/1 1/1	9 J. Mugica Santiago 1/1 1/1 2/2	10 E. Furundarena Maiz 1/1 1/1 1 miss.
11 G. Nieto Marcos	13 E. Ortiz Badillo 0/1 2/2 1 post 2/2 lob	14 B. Reguart Massana 1/2 1 post	15 A. Parera Ibanez 1/1 2/2 1/1 1 post	17 J. Sempere Perz 0/1 1/1	18 C. Alvarez Dominguez 1/2 1/1 2/2 5/5 1/1 1/1 lob	19 A. Fernandez Guzman 1/1 1 miss.

TOTAL

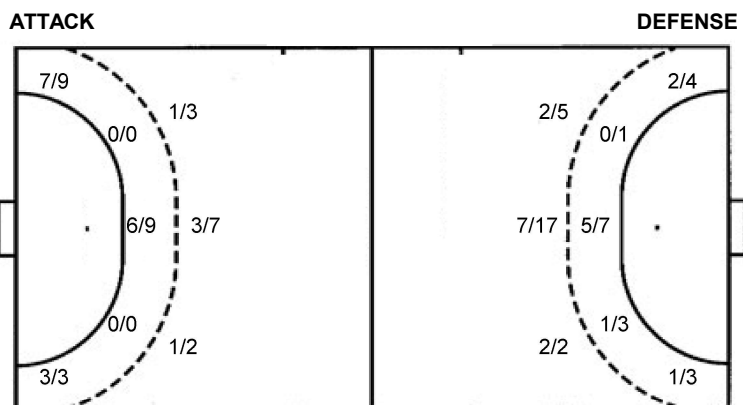
2/3	0/1	4/6
12/14		6/6
8/10	5/6	

3 post 2 miss. 3/3 lob

Saves distribution goalkeepers

12 R. Domenech Calatayud 0/3 3/4 1/2 1/4 0/1 1/3	16 D. Martinez Jimenez 0/2 1/1 0/4 2/5 2/6 0/2 1/3	TOTAL 0/5 1/1 1/6 5/9 1/2 2/6 1/6 0/1 2/6
--	--	---

Shots by position



7m penalties	2/2	7m penalties	1/1
Fastbreak	11/12	Fastbreak	6/7
Breakthrough	4/5	Breakthrough	2/4
Long dist.	2/3	Long dist.	0/0

Shooting statistics

Position	Goals	Sav.	Miss.	Post	Blk.	Total	%
Back (9m)	5	6	1	0	0	12	42
Line (6m)	6	2	0	1	0	9	67
Wing	10	1	0	1	0	12	83
7m penalties	2	0	0	0	0	2	100
Fastbreak	11	0	1	0	0	12	92
Breakthrough	4	0	0	1	0	5	80
Total	38	9	2	3	0	52	73

Jersey number Tot. Total shooting 6m 6m (line) shooting 9m 9m shooting Wng Wing shooting FB Fastbreak sh. 7m 7m penalty sh.
 Brk. Breakthrough sh. LD Long distance sh. As. Assists PC Pass clear chance E7 Earned 7m pen. TF Technical faults St. Steals
 2m 2m punishments C7. Committed 7m E2 Earned 2m pun. YC. Yellow cards R/B Red/Blue cards Blk. Blocks S Starting Line-up



24th IHF Men's Junior (U21) World Championship

Germany / Greece
Final Round, 9-16. place

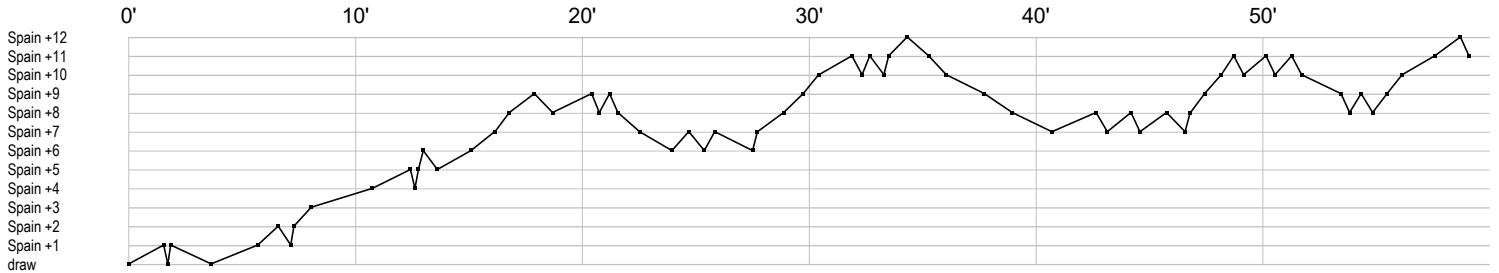


Match Team Statistics
Match No. 82

Tunisia 29 - 40 Spain
(12 - 21) (17 - 19)

28.6.2023. 13:00
Attendance: 2500
Max-Schmeling Halle

Referees: Georgi Doychinov (BUL) / Yulian Goretsov (BUL)



Tunisia

1 Mohamed	rr s s r sr r r s	rs rrr s r	r	r	r r	sr r r r r r	r	r r r a s	r	r r r r r r	r	r	sr r	r
3 Ben Salem A										b	t		g	
5 Kallel M		g												
7 Meddeb														
9 Bouguerra A														
12 Moutiaa L														r
13 Ben Salem A	a	f	t					x g f	a b	t t		t		
19 Abdelmajid G						g	g	g	f g b	t	b	f		f b
21 Rayen S	gf													
22 Snoussi O					t	g	t c	b	e	f f				
33 Ben Salem Y	f	f p	f	tt	f	t				t	p	g t b	g	b t
39 Ben Fraj K	g	f	a	t	g	f 2				f	g t	bg	g	bg
50 Hakkoua I						g	a	g	a	2				
71 Ben Hadj			a	t			b							
72 Ben Hamouda	f	t	g	t						g	g		f	g
90 Sayeh D					f		g	f	ff					tc2

Spain

2 Cenic A	a	f	f	g	x								a	
4 Rodriguez	x	t		f				g						
5 Urruzola				b		a								
6 Gurri Aregay		f	a	f	g	p	a	a	g	ai	g	a	t p	a
8 Soler Biescas					g	g			tg				g	g
9 Mugica					g	t	g		g	t	a		t	b
10 Furundarena		g	g	p				c	a	x		f	t	t
11 Nieto Marcos												t	t	t
12 Domenech	r	s	s	r	p	a	r	s	r	r	r	r	r	s
13 Ortiz Badillo E						e		f		g	g	f		bg
14 Reguart		t			f	i		p				g		
15 Parera Ibanez					g	a	a	f	2		g		t	g
16 Martinez										f	r	rs	sr	r
17 Sempere Perz						t	f	g	p					t
18 Alvarez	gg	t	g		g	g	g						g	bg
19 Fernandez			f		g									

In game	g Goal scored	f Missed shot	a Assist	t Technical faults	b Steal
2 2min suspension	e Earned 7m	c Committed 7m	y Yellow card	r Red Card	k Blue card
i Earned 2min.	x Block	4 4min suspension	p Pass for clear chance	s Saved shot	r Received goal