



# 24th IHF Men's Junior (U21) World Championship

Germany / Greece  
Final Round, 9-16. place



Match Team Statistics  
Match No. 81

**France 35 - 21 Brazil**  
(17 - 9) (18 - 12)

28.6.2023. 10:45  
Attendance: 5656  
Max-Schmeling Halle

Referees: Andrej Budzak (SVK) / Michal Zahradnik (SVK)

## France

Players		Goals / shots									Attack					Def.			Penalties				TP		
#	Surname and name	S	Tot.	%	9m	6m	Wing	7m	FB	Brk.	LD	As.	PC	E7	E2	TF	St.	C7	Blk	YC	2m	R		B	
3	BZDYNGA Valentin	S	3/3	100			3/3																		28:15
4	CLAY Baptiste		3/3	100	1/1				1/1	1/1		1				1									21:08
5	LONGERINAS Auguste		2/4	50			1/2		1/2								1								18:23
6	FADHUILE-CREPY Mattéo	S	4/7	57	0/1	0/1		3/3	1/2			3				1		1							36:44
7	VINCENT Guéric	S	8/10	80		1/1	2/3		5/5		0/1		1		1		2								30:53
8	PIMENTA Hugo		4/5	80	3/4					1/1		6													38:59
10	ENGUELEGUELE Doran																								11:23
11	BERTHIER Alexis		2/3	67	2/2	0/1																			20:35
15	CHEVALIER Thibault	S	0/1	0							0/1	2	1										1		26:03
16	VILLAIN Léo																								14:22
19	PELEKA Wallem-Konrad	S	1/4	25	1/4							3	2	1		2		1							32:24
22	LOREDON Gautier		4/6	67		4/6						1		1					1						35:43
23	MANTZ Sacha	S	2/2	100		2/2										1			1			1			23:29
26	DISCAMPS Maxime		2/8	25	1/5	1/2				0/1			3			1									18:25
90	CARRERE Imanol		0/1	0		0/1								1	1										20:22
99	ZAHAF Kalim	S										3													42:52
	Team / bench																								
	UKUPNO		35/57	61	8/17	8/14	6/8	3/3	8/10	2/3	0/2	19	7	3	2	6	3	2	2	0	2	0	0	0	

Goalkeepers		Saves / shots								
#	Surname and name	Tot.	%	9m	6m	Wing	7m	FB	Brk.	LD
16	VILLAIN Léo	2/8	25		1/5	1/1		0/1	0/1	
99	ZAHAF Kalim	13/28	46	10/15	0/3	2/7	0/1		1/2	
	TOTAL	15/36	42	10/15	1/8	3/8	0/1	0/1	1/3	0/0

Coach: Johann Delattre

Number of attacks: 61, Efficiency: 57%, Average Duration: 22.52 seconds

### Attack by type of defense

	Shots	9m	6m	Wing	TF	E7	E2
On def. 6-0	22/37	8/15	7/12	5/7	6	3	2
On def. 5-1	0/2	0/2	0/0	0/0	0	0	0
Fastbreak	8/10				0	0	0

### Defense by type

	Total	9m	6m	Wing	Stl.	C7	2m
Def. 6-0	19/40	5/21	7/8	5/8	3	2	2
Fastbreak	1/2				0	0	0

### Attack with superiority / minority / goalkeeper out

	Attack				Reaction		
	Att.	Eff.	Shots	TF	FB	LD	Tot.
6 on 6 (GK out)	1	100%	1/1	0	0/0	0/0	0/0
6 on 6	53	57%	30/49	4			
6 on 5	5	60%	3/4	1			
5 on 6	2	50%	1/1	1			

Player superiority / GK out counted at the end of attack (in case it changes during attack)

### Defense with superiority / minority / goalkeeper out

	Attack				Reaction		
	Att.	Eff.	Shots	TF	FB	LD	Tot.
7 on 6 (GK out)	15	33%	5/8	7	0/0	0/1	0/1
6 on 6 (GK out)	3	67%	2/2	1	0/0	0/1	0/1
6 on 6	39	33%	13/29	10			
6 on 5	3	33%	1/1	2			

Numbers show attacking numbers of opponent. Lower efficiency of opponent means better defense of this team

# Jersey number Tot. Total shooting 6m 6m (line) shooting 9m 9m shooting Wng Wing shooting FB Fastbreak sh. 7m 7m penalty sh.  
Brk. Breakthrough sh. LD Long distance sh. As. Assists PC Pass clear chance E7 Earned 7m pen. TF Technical faults St. Steals  
2m 2m punishments C7. Committed 7m E2 Earned 2m pun. YC. Yellow cards R/B Red/Blue cards Blk. Blocks S Starting Line-up



# 24th IHF Men's Junior (U21) World Championship

Germany / Greece

Final Round, 9-16. place



## Match Team Statistics

Match No. 81

## France 35 - 21 Brazil

(17 - 9) (18 - 12)

28.6.2023. 10:45

Attendance: 5656

Max-Schmeling Halle

Referees: Andrej Budzak (SVK) / Michal Zahradnik (SVK)

## Shot distribution by player

### 3 V. Bzdynga

1/1		
1/1		1/1

### 4 B. Clay

1/1		
	1/1	1/1

### 5 A. Longerinias

		0/1
2/3		

### 6 M. Fadhuile-Crepy

1/2		1/1
2/3		

1 miss.

### 7 G. Vincent

1/1		2/2
1/1	0/1	1/1
0/1		2/2

1/1 lob

### 8 H. Pimenta

1/1		
1/1		
2/2		0/1

### 10 D. Enguelequele


### 11 A. Berthier

1/2		
		1/1

### 15 T. Chevalier


1 post

### 19 W. Peleka

1/1		

3 miss.

### 22 G. Loredon

1/1		
1/1	0/1	
0/1		2/2

### 23 S. Mantz

2/2		

### 26 M. Discamps

1/1		1/1
0/1	0/1	0/1

1 post 2 miss.

### 90 I. Carrere

0/1		

## TOTAL

4/5		3/4
7/8	0/2	2/2
10/16	1/2	7/9

2 post 6 miss. 1/1 lob

## Saves distribution goalkeepers

### 16 L. Villain

		1/1
0/1		0/2
1/2		0/2

### 99 K. Zahaf

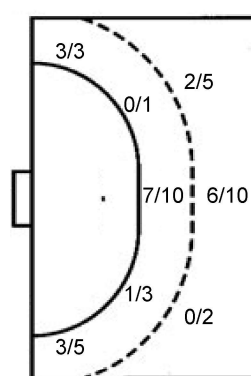
1/3		0/2
1/2	3/4	2/2
2/4	1/1	3/8

## TOTAL

1/3		1/3
1/3	3/4	2/4
3/6	1/1	3/10

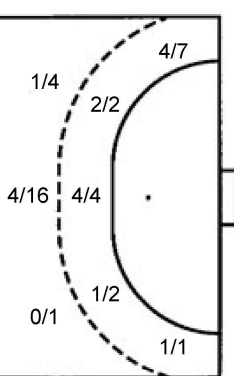
## Shots by position

### ATTACK



7m penalties 3/3  
Fastbreak 8/10  
Breakthrough 2/3  
Long dist. 0/2

### DEFENSE



7m penalties 1/2  
Fastbreak 1/2  
Breakthrough 2/3  
Long dist. 0/0

## Shooting statistics

Position	Goals	Sav.	Miss.	Post	Blk.	Total	%
Back (9m)	8	4	5	0	0	17	47
Line (6m)	8	5	0	1	0	14	57
Wing	6	2	0	0	0	8	75
7m penalties	3	0	0	0	0	3	100
Fastbreak	8	1	1	0	0	10	80
Breakthrough	2	1	0	0	0	3	67
<b>Total</b>	<b>35</b>	<b>13</b>	<b>6</b>	<b>1</b>	<b>0</b>	<b>55</b>	<b>64</b>

# Jersey number Tot. Total shooting 6m 6m (line) shooting 9m 9m shooting Wng Wing shooting FB Fastbreak sh. 7m 7m penalty sh.  
Brk. Breakthrough sh. LD Long distance sh. As. Assists PC Pass clear chance E7 Earned 7m pen. TF Technical faults St. Steals  
2m 2m punishments C7. Committed 7m E2 Earned 2m pun. YC. Yellow cards R/B Red/Blue cards Blk. Blocks S Starting Line-up

Handball statistics and livescore by Toma-soft ltd (www.toma-soft.hr)



# 24th IHF Men's Junior (U21) World Championship

Germany / Greece  
Final Round, 9-16. place



Match Team Statistics  
Match No. 81

**France 35 - 21 Brazil**  
(17 - 9) (18 - 12)

28.6.2023. 10:45  
Attendance: 5656  
Max-Schmeling Halle

Referees: Andrej Budzak (SVK) / Michal Zahradnik (SVK)

## Brazil

Players		Goals / shots									Attack					Def.			Penalties				TP		
#	Surname and name	S	Tot.	%	9m	6m	Wing	7m	FB	Brk.	LD	As.	PC	E7	E2	TF	St.	C7	Blk	YC	2m	R		B	
3	ALMEIDA Ruan Pablo Da Silva		2/2	100			1/1		1/1								1							40:06	
4	QUINTINO Michael Da Silva	S	2/4	50			2/4											1			1			43:03	
5	MORAIS Caio Vinicius De Souza		1/3	33	0/1	1/2											1	1						33:32	
6	SOUZA Caue Silva Martins		1/3	33	0/2					1/1		1			2	2								20:42	
8	HENN Giancarlo Felipe		2/4	50	1/3	1/1						2	1			3								19:37	
10	GRIGGIO Gabriel Cardoso		2/2	100		2/2											2							25:25	
12	VIEIRA Luiz Felipe Araujo											1												40:39	
14	ROSA Gabriel Dos Santos Da	S	0/3	0	0/2					0/1					1	2								15:51	
15	CASTRO Nhaua Teixeira De											1				2								3:29	
17	FROES Samir Oliveira	S	0/1	0					0/1															18:29	
19	SOSA Pedro Daitx														1									11:38	
30	LANGARO Davi Inoue	S	1/4	25	1/4							1												34:06	
31	FRIAS Mateus Henrique Da Silva		1/2	50			1/2																	18:32	
33	RIBERA Nicolas Gardilcic	S	1/1	100		1/1											1	1	1					42:14	
77	SANTOS William Da Silva	S											1											12:09	
83	MONTA DA SILVA Hugo Bryan	S	8/15	53	3/9	2/2	1/1	1/2		1/1		4	1			7						1		40:28	
Team / bench																									
UKUPNO			21/44	48	5/21	7/8	5/8	1/2	1/2	2/3	0/0	10	3	2	2	20	2	3	0	0	2	0	0		

Goalkeepers		Saves / shots								
#	Surname and name	Tot.	%	9m	6m	Wing	7m	FB	Brk.	LD
12	VIEIRA Luiz Felipe Araujo	12/40	30	3/9	4/11	2/6	0/3	1/7	1/3	1/1
77	SANTOS William Da Silva	2/9	22	1/3	1/2	0/2		0/2		
TOTAL		14/49	29	4/12	5/13	2/8	0/3	1/9	1/3	1/1

Coach: Dreaan Farencena Dutra

Number of attacks: 60, Efficiency: 35%, Average Duration: 37.08 seconds

## Attack by type of defense

	Shots	9m	6m	Wing	TF	E7	E2
On def. 6-0	19/40	5/21	7/8	5/8	20	2	2
Fastbreak	1/2				0	0	0

## Defense by type

	Total	9m	6m	Wing	Stl.	C7	2m
Def. 6-0	22/37	8/15	7/12	5/7	2	3	2
Def. 5-1	0/2	0/2	0/0	0/0	0	0	0
Fastbreak	8/10				0	0	0

## Attack with superiority / minority / goalkeeper out

	Attack				Reaction		
	Att.	Eff.	Shots	TF	FB	LD	Tot.
7 on 6 (GK out)	15	33%	5/8	7	0/0	0/1	0/1
6 on 6 (GK out)	3	67%	2/2	1	0/0	0/1	0/1
6 on 6	39	33%	13/29	10			
6 on 5	3	33%	1/1	2			

Player superiority / GK out counted at the end of attack (in case it changes during attack)

## Defense with superiority / minority / goalkeeper out

	Attack				Reaction		
	Att.	Eff.	Shots	TF	FB	LD	Tot.
6 on 6 (GK out)	1	100%	1/1	0	0/0	0/0	0/0
6 on 6	53	57%	30/49	4			
6 on 5	5	60%	3/4	1			
5 on 6	2	50%	1/1	1			

Numbers show attacking numbers of opponent. Lower efficiency of opponent means better defense of this team

# Jersey number Tot. Total shooting 6m 6m (line) shooting 9m 9m shooting Wng Wing shooting FB Fastbreak sh. 7m 7m penalty sh.  
Brk. Breakthrough sh. LD Long distance sh. As. Assists PC Pass clear chance E7 Earned 7m pen. TF Technical faults St. Steals  
2m 2m punishments C7. Committed 7m E2 Earned 2m pun. YC. Yellow cards R/B Red/Blue cards Blk. Blocks S Starting Line-up



# 24th IHF Men's Junior (U21) World Championship

Germany / Greece  
Final Round, 9-16. place



Match Team Statistics  
Match No. 81

**France 35 - 21 Brazil**  
(17 - 9) (18 - 12)

28.6.2023. 10:45  
Attendance: 5656  
Max-Schmeling Halle

Referees: Andrej Budzak (SVK) / Michal Zahradnik (SVK)

## Shot distribution by player

3 R. Almeida

1/1		1/1

4 M. Quintino

1/2		0/1

1/1 lob

5 C. Morais

		0/1
		1/1
0/1		

6 C. Souza

	0/1	1/1

1 miss.

8 G. Henn

1/1		
	0/1	
		1/1

1 block

10 G. Griggio

1/1		

1/1 lob

14 G. Rosa

		0/1
		0/1

1 miss.

15 N. Castro


17 S. Froes


1 miss.

19 P. Sosa


30 D. Langaro

0/1	0/1	
		1/1

1 block

31 M. Frias

0/1		1/1

33 N. Ribera

1/1		

83 H. Monta Da Silva

	1/2	2/2
1/1	1/1	0/1
	0/1	3/4

3 miss.

## TOTAL

2/3		2/3
2/3	1/4	2/4
3/6	0/1	7/10

6 miss. 2 block 2/2 lob

## Saves distribution goalkeepers

12 L. Vieira

1/4		1/4
1/8	1/1	0/2
6/13	1/2	1/6

77 W. Santos

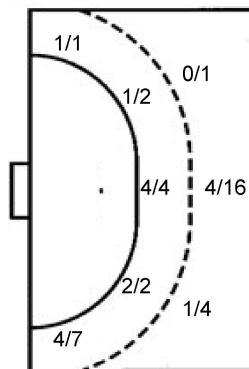
0/1		
	1/1	
0/3		1/3

## TOTAL

1/5		1/4
1/8	2/2	0/2
6/16	1/2	2/9

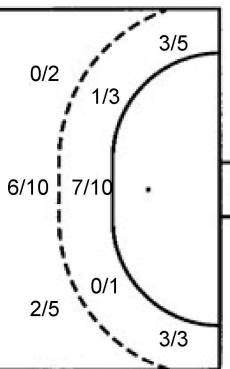
## Shots by position

### ATTACK



7m penalties 1/2  
Fastbreak 1/2  
Breakthrough 2/3  
Long dist. 0/0

### DEFENSE



7m penalties 3/3  
Fastbreak 8/10  
Breakthrough 2/3  
Long dist. 0/2

## Shooting statistics

Position	Goals	Sav.	Miss.	Post	Blk.	Total	%
Back (9m)	5	10	4	0	2	21	24
Line (6m)	7	1	0	0	0	8	88
Wing	5	3	0	0	0	8	63
7m penalties	1	0	1	0	0	2	50
Fastbreak	1	0	1	0	0	2	50
Breakthrough	2	1	0	0	0	3	67
<b>Total</b>	<b>21</b>	<b>15</b>	<b>6</b>	<b>0</b>	<b>2</b>	<b>44</b>	<b>48</b>

# Jersey number Tot. Total shooting 6m 6m (line) shooting 9m 9m shooting Wng Wing shooting FB Fastbreak sh. 7m 7m penalty sh.  
Brk. Breakthrough sh. LD Long distance sh. As. Assists PC Pass clear chance E7 Earned 7m pen. TF Technical faults St. Steals  
2m 2m punishments C7. Committed 7m E2 Earned 2m pun. YC. Yellow cards R/B Red/Blue cards Blk. Blocks S Starting Line-up



# 24th IHF Men's Junior (U21) World Championship

Germany / Greece  
Final Round, 9-16. place



## Match Team Statistics

Match No. 81

### France 35 - 21 Brazil

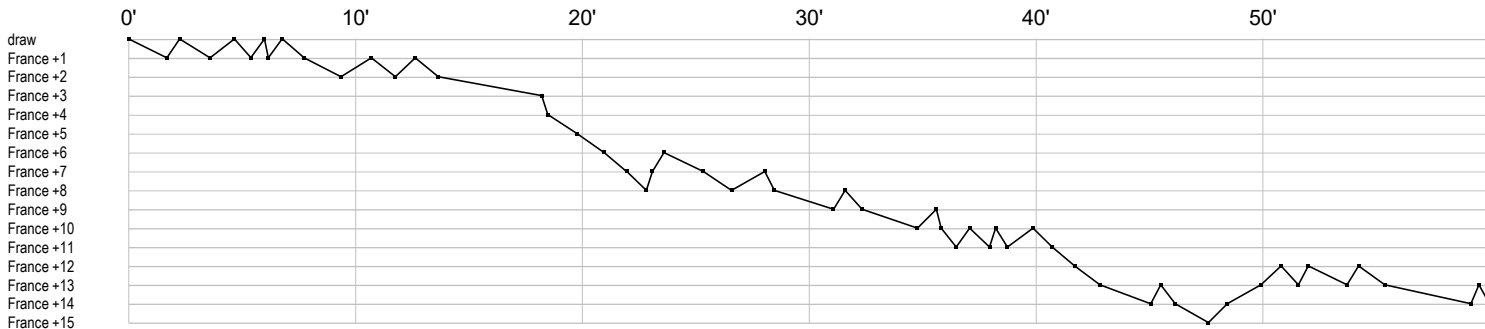
(17 - 9) (18 - 12)

28.6.2023. 10:45


Attendance: 5656

Max-Schmeling Halle


Referees: Andrej Budzak (SVK) / Michal Zahradnik (SVK)



## France



## Brazil



In game	<b>g</b> Goal scored	<b>f</b> Missed shot	<b>a</b> Assist	<b>t</b> Technical faults	<b>b</b> Steal
<b>2</b> 2min suspension	<b>e</b> Earned 7m	<b>c</b> Committed 7m	<b>y</b> Yellow card	<b>r</b> Red Card	<b>k</b> Blue card
<b>i</b> Earned 2min.	<b>x</b> Block	<b>4</b> 4min suspension	<b>p</b> Pass for clear chance	<b>s</b> Saved shot	<b>r</b> Received goal