



24th IHF Men's Junior (U21) World Championship

Germany / Greece
Main Round III, 2. round



Match Team Statistics
Match No. 75

Hungary 29 - 26 Sweden
(16 - 13) (13 - 13)

26.6.2023. 17:30
Attendance: 100
Ano Liosia Sport Hall

Referees: Amar Konjicanin (BIH) / Dino Konjicanin (BIH)

Hungary

| # | Surname and name | S | Goals / shots | | | | | | | | Attack | | | | | Def. | | | Penalties | | | | TP | | | | |
|----|----------------------|---|---------------|-----|------|-----|------|-----|-----|------|--------|-----|----|----|----|------|-----|----|-----------|----|----|---|----|---|---|-------|-------|
| | | | Tot. | % | 9m | 6m | Wing | 7m | FB | Brk. | LD | As. | PC | E7 | E2 | TF | St. | C7 | Blk | YC | 2m | R | | B | | | |
| 1 | PALASICS Kristóf | S | | | | | | | | | | | | | | | | | | | | | | | | | 0:24 |
| 5 | TEMESVÁRI Gábor | S | | | | | | | | | | | | | | | | | 1 | 3 | | | | | | | 23:55 |
| 7 | ILIC Zoran | S | 2/5 | 40 | 2/4 | | | | | | | | | | 1 | 2 | 1 | | | 2 | 1 | | | | | | 31:38 |
| 8 | PERGEL Andrej | | 2/3 | 67 | 1/2 | | | | | | | | | | 2 | | | | | 1 | | | | | | | 21:43 |
| 9 | SZTRAKA Dániel | | 0/3 | 0 | 0/2 | | | | | | | | | | | | | | | 1 | | | | | | | 11:24 |
| 10 | KRAKOVSZKI Zsolt | S | 1/2 | 50 | | | | | | | | | | | | | | | | | | | | | | | 18:47 |
| 11 | PAPP Tamás | S | 2/2 | 100 | | 1/1 | | | | | | | | | | | | | | 1 | 1 | 1 | | | 2 | 2 | 42:59 |
| 13 | SISA Erhard | | 2/4 | 50 | 0/1 | | | | | | | | | | | | | | | | | | | | | | 37:43 |
| 14 | KARAI Miklós | | | | | | | | | | | | | | | | | | | | | | | | | 1 | 23:50 |
| 17 | ÓNODI-JÁNOSKÚTI Máté | | 1/1 | 100 | 1/1 | | | | | | | | | | | 4 | 1 | | | | | | | | | | 23:47 |
| 19 | IMRE Bence | S | 11/13 | 85 | | 1/1 | 5/7 | 5/5 | | | | | | | | | | | | | | | | | | | 28:24 |
| 24 | FAZEKAS Gergő | | 5/6 | 83 | 2/3 | | | | | | | | | | | | | | | | | | | | | | 31:52 |
| 27 | LUKÁCS Péter | S | 1/1 | 100 | | | | | | | | | | | | 1 | 1 | | | | | | | | 1 | 43:20 | |
| 29 | LUDMAN Marcell Csaba | | 2/4 | 50 | 2/4 | | | | | | | | | | | 1 | | | | | | | | | | | 23:45 |
| 36 | TÁRNOKI Márkó | | | | | | | | | | | | | | | | | | | | | | | | | | |
| 61 | MIKLER Krisztián | | | | | | | | | | | | | | | 1 | | | | | | | | | | | |
| | Team / bench | | | | | | | | | | | | | | | | | | | | | | | | | | |
| | UKUPNO | | 29/44 | 66 | 8/17 | 2/2 | 7/11 | 5/5 | 3/3 | 3/5 | 1/1 | 10 | 4 | 5 | 2 | 10 | 2 | 5 | 0 | 0 | 4 | 0 | 0 | | | | |

| # | Surname and name | Saves / shots | | | | | | | | |
|----|------------------|---------------|----|------|-----|------|-----|-----|------|-----|
| | | Tot. | % | 9m | 6m | Wing | 7m | FB | Brk. | LD |
| 1 | PALASICS Kristóf | 0/2 | 0 | | | | 0/2 | | | |
| 61 | MIKLER Krisztián | 12/36 | 33 | 8/18 | 1/2 | 0/5 | 1/3 | 1/4 | 1/4 | |
| | TOTAL | 12/38 | 32 | 8/18 | 1/2 | 0/5 | 1/5 | 1/4 | 1/4 | 0/0 |

Coach: László Sótónyi

Number of attacks: 53, Efficiency: 55%, Average Duration: 36.70 seconds

Attack by type of defense

| | Shots | 9m | 6m | Wing | TF | E7 | E2 |
|----------------|-------|------|-----|------|----|----|----|
| On def. 6-0 | 19/34 | 8/17 | 2/2 | 6/10 | 10 | 5 | 2 |
| On def. press. | 1/1 | 0/0 | 0/0 | 1/1 | 0 | 0 | 0 |
| Fastbreak | 3/3 | | | | 0 | 0 | 0 |

Defense by type

| | Total | 9m | 6m | Wing | Stl. | C7 | 2m |
|-----------|-------|------|-----|------|------|----|----|
| Def. 6-0 | 9/18 | 5/11 | 0/3 | 3/3 | 0 | 3 | 3 |
| Def. 5-1 | 10/14 | 5/8 | 1/1 | 2/2 | 2 | 2 | 1 |
| Fastbreak | 3/4 | | | | 0 | 0 | 0 |

Attack with superiority / minority / goalkeeper out

| | Attack | | | | Reaction | | |
|-----------------|--------|------|-------|----|----------|-----|------|
| | Att. | Eff. | Shots | TF | FB | LD | Tot. |
| 7 on 6 (GK out) | 2 | 50% | 1/1 | 1 | 1/1 | 0/0 | 1/1 |
| 6 on 6 (GK out) | 2 | 50% | 1/1 | 1 | 0/0 | 0/0 | 0/0 |
| 5 on 6 (GK out) | 2 | 0% | 0/2 | 0 | 0/0 | 0/0 | 0/0 |
| 6 on 6 | 43 | 56% | 24/35 | 8 | | | |
| 6 on 5 | 4 | 75% | 3/4 | 0 | | | |

Player superiority / GK out counted at the end of attack (in case it changes during attack)

Defense with superiority / minority / goalkeeper out

| | Attack | | | | Reaction | | |
|-----------------|--------|------|-------|----|----------|-----|------|
| | Att. | Eff. | Shots | TF | FB | LD | Tot. |
| 6 on 6 (GK out) | 3 | 67% | 2/3 | 0 | 0/0 | 1/1 | 1/1 |
| 6 on 6 | 42 | 45% | 19/31 | 11 | | | |
| 6 on 5 | 5 | 60% | 3/4 | 1 | | | |
| 6 on 4 | 2 | 100% | 2/2 | 0 | | | |

Numbers show attacking numbers of opponent. Lower efficiency of opponent means better defense of this team

Jersey number Tot. Total shooting 6m 6m (line) shooting 9m 9m shooting Wng Wing shooting FB Fastbreak sh. 7m 7m penalty sh.
 Brk. Breakthrough sh. LD Long distance sh. As. Assists PC Pass clear chance E7 Earned 7m pen. TF Technical faults St. Steals
 2m 2m punishments C7. Committed 7m E2 Earned 2m pun. YC. Yellow cards R/B Red/Blue cards Blk. Blocks S Starting Line-up



24th IHF Men's Junior (U21) World Championship

Germany / Greece

Main Round III, 2. round



Match Team Statistics

Match No. 75

Hungary 29 - 26 Sweden

(16 - 13) (13 - 13)

26.6.2023. 17:30

Attendance: 100

Ano Liosia Sport Hall

Referees: Amar Konjicanin (BIH) / Dino Konjicanin (BIH)

Shot distribution by player

5 G. Temesvári

| | | |
|--|--|--|
| | | |
| | | |
| | | |

7 Z. Ilic

| | | |
|-----|-----|-----|
| 0/1 | | 1/1 |
| | 0/1 | |
| | 1/1 | 0/1 |

8 A. Pergel

| | | |
|-----|--|-----|
| | | |
| 1/1 | | |
| 0/1 | | 1/1 |

9 D. Sztraka

| | | |
|--|--|-----|
| | | |
| | | 0/1 |
| | | |

2 block

10 Z. Krakovszki

| | | |
|--|--|-----|
| | | |
| | | |
| | | 1/1 |

1 post

11 T. Papp

| | | |
|-----|--|-----|
| | | |
| 1/1 | | |
| | | 1/1 |

13 E. Sisa

| | | |
|--|--|-----|
| | | |
| | | 1/2 |
| | | 1/1 |

1 miss.

14 M. Karai

| | | |
|--|--|--|
| | | |
| | | |
| | | |

17 M. Ónodi-Jánoskúti

| | | |
|-----|--|--|
| | | |
| | | |
| 1/1 | | |

19 B. Imre

| | | |
|-----|-----|-----|
| 2/2 | | 1/1 |
| 2/2 | | 1/1 |
| 4/4 | 1/1 | |

1 post 0/1 lob

24 G. Fazekas

| | | |
|-----|--|-----|
| 1/1 | | 1/1 |
| 1/1 | | 1/1 |
| 0/1 | | 1/1 |

27 P. Lukács

| | | |
|--|--|-----|
| | | |
| | | |
| | | 1/1 |

29 M. Ludmán

| | | |
|-----|--|-----|
| 1/1 | | |
| 0/1 | | |
| 0/1 | | 1/1 |

36 M. Támoki

| | | |
|--|--|--|
| | | |
| | | |
| | | |

TOTAL

| | | |
|-----|-----|-----|
| 4/5 | | 3/3 |
| 5/6 | 0/1 | 3/5 |
| 5/8 | 2/2 | 7/8 |

2 post 1 miss. 2 block 0/1 lob

Saves distribution goalkeepers

1 K. Palasics

| | | |
|-----|--|-----|
| | | 0/1 |
| | | |
| 0/1 | | |

61 K. Mikler

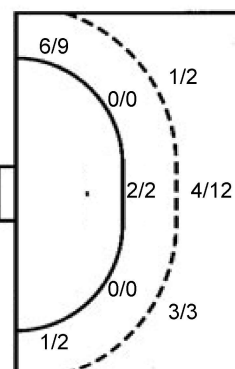
| | | |
|-----|-----|------|
| 1/6 | 0/1 | 1/5 |
| 5/5 | 1/1 | 0/1 |
| 0/2 | 0/1 | 4/13 |

TOTAL

| | | |
|-----|-----|------|
| 1/6 | 0/1 | 1/6 |
| 5/5 | 1/1 | 0/1 |
| 0/3 | 0/1 | 4/13 |

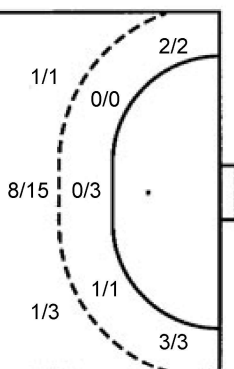
Shots by position

ATTACK



| | |
|--------------|-----|
| 7m penalties | 5/5 |
| Fastbreak | 3/3 |
| Breakthrough | 3/5 |
| Long dist. | 1/1 |

DEFENSE



| | |
|--------------|-----|
| 7m penalties | 4/5 |
| Fastbreak | 3/4 |
| Breakthrough | 3/4 |
| Long dist. | 0/0 |

Shooting statistics

| Position | Goals | Sav. | Miss. | Post | Blk. | Total | % |
|--------------|-----------|-----------|----------|----------|----------|-----------|-----------|
| Back (9m) | 8 | 6 | 1 | 0 | 2 | 17 | 47 |
| Line (6m) | 2 | 0 | 0 | 0 | 0 | 2 | 100 |
| Wing | 7 | 2 | 0 | 2 | 0 | 11 | 64 |
| 7m penalties | 5 | 0 | 0 | 0 | 0 | 5 | 100 |
| Fastbreak | 3 | 0 | 0 | 0 | 0 | 3 | 100 |
| Breakthrough | 3 | 2 | 0 | 0 | 0 | 5 | 60 |
| Total | 28 | 10 | 1 | 2 | 2 | 43 | 65 |

Jersey number Tot. Total shooting 6m 6m (line) shooting 9m 9m shooting Wng Wing shooting FB Fastbreak sh. 7m 7m penalty sh.
 Brk. Breakthrough sh. LD Long distance sh. As. Assists PC Pass clear chance E7 Earned 7m pen. TF Technical faults St. Steals
 2m 2m punishments C7. Committed 7m E2 Earned 2m pun. YC. Yellow cards R/B Red/Blue cards Blk. Blocks S Starting Line-up

Handball statistics and livescore by Toma-soft ltd (www.toma-soft.hr)



24th IHF Men's Junior (U21) World Championship

Germany / Greece

Main Round III, 2. round



Match Team Statistics

Match No. 75

Hungary 29 - 26 Sweden

(16 - 13) (13 - 13)

26.6.2023. 17:30

Attendance: 100

Ano Liosia Sport Hall

Referees: Amar Konjicanin (BIH) / Dino Konjicanin (BIH)

Sweden

| # | Surname and name | S | Goals / shots | | | | | | | | Attack | | | | | Def. | | | Penalties | | | | TP | | | | | |
|----|-------------------|---|---------------|-----|-------|-----|------|-----|-----|------|--------|-----|----|----|----|------|-----|----|-----------|----|----|---|----|---|---|--|-------|-------|
| | | | Tot. | % | 9m | 6m | Wing | 7m | FB | Brk. | LD | As. | PC | E7 | E2 | TF | St. | C7 | Blk | YC | 2m | R | | B | | | | |
| 4 | HAMBERG Carl | | | | | | | | | | | | | | | | | | | | | | | | | | | 12:51 |
| 5 | LJUNGMARK Tobias | S | 3/4 | 75 | | | 3/3 | | 0/1 | | | | | | | 1 | 1 | | | 2 | | | | | | | | 46:56 |
| 6 | DONALDSSON Petter | S | 2/2 | 100 | 1/1 | | | | 1/1 | | | | | | | | 1 | | | | | | | | 1 | | 18:44 | |
| 7 | LJUNGQUIST Adam | S | 0/1 | 0 | 0/1 | | | | | | | | | 1 | | | | | | | | | | | | | 28:13 | |
| 9 | PALMAR Kasper | S | 8/13 | 62 | 4/8 | | | 4/5 | | | | | | 3 | 2 | | | | 3 | 1 | | | | | 1 | | 46:52 | |
| 10 | MÖLLER Felix | S | 1/4 | 25 | | 1/4 | | | | | | | | 1 | | 1 | 1 | 1 | | | | | | | | | 58:53 | |
| 11 | ERICSSON Johan | | 1/1 | 100 | | | | | 1/1 | | | | | | | | | | | | | | | | | | 17:33 | |
| 16 | LINDÉN Alexander | | | | | | | | | | | | | | | | | | | | | | | | | | 57:09 | |
| 17 | ROBERTS Kelvin | S | 3/3 | 100 | | | 2/2 | | 1/1 | | | | | | 1 | | 2 | 1 | 2 | | | | | | | | 51:29 | |
| 18 | SKOOG Axel | | | | | | | | | | | | | | | | | | | | | | | | | | | |
| 20 | LARSSON Isak | | | | | | | | | | | | | | | | | | | | | | | | | | 2:36 | |
| 21 | SÄVINGER Oscar | | | | | | | | | | | | | | | | | | | | | | | | | | 0:23 | |
| 22 | LENNERNÄS Marcus | | 2/3 | 67 | 1/2 | | | | | 1/1 | | | | | | | | | | | | | | | | | 14:41 | |
| 23 | ELOVSON William | S | 2/2 | 100 | | | | | 2/2 | | | | | 2 | 1 | 1 | 1 | | | | | | | 2 | | | 26:08 | |
| 30 | SANDERHEM Robin | | 4/8 | 50 | 4/7 | | | | 0/1 | | | | | 1 | | | 1 | 2 | 1 | | | | | | | | 29:13 | |
| 33 | LEYMAN Albin | | | | | | | | | | | | | | | | | | | | | | | | | | 8:19 | |
| | Team / bench | | | | | | | | | | | | | | | | | | | | | | | | | | | |
| | UKUPNO | | 26/41 | 63 | 10/19 | 1/4 | 5/5 | 4/5 | 3/4 | 3/4 | 0/0 | | | 8 | 3 | 5 | 4 | 12 | 2 | 5 | 2 | 0 | 2 | 0 | 0 | | | |

| # | Surname and name | Saves / shots | | | | | | | | |
|----|------------------|---------------|----|------|-----|------|-----|-----|------|-----|
| | | Tot. | % | 9m | 6m | Wing | 7m | FB | Brk. | LD |
| 16 | LINDÉN Alexander | 10/37 | 27 | 6/14 | 0/2 | 2/9 | 0/3 | 0/3 | 2/5 | 0/1 |
| 21 | SÄVINGER Oscar | 0/2 | 0 | | | 0/2 | | | | |
| | TOTAL | 10/39 | 26 | 6/14 | 0/2 | 2/9 | 0/5 | 1/3 | 2/5 | 0/1 |

Coach: Dennis Sandberg

Number of attacks: 52, Efficiency: 50%, Average Duration: 31.79 seconds

Attack by type of defense

| | Shots | 9m | 6m | Wing | TF | E7 | E2 |
|-------------|-------|------|-----|------|----|----|----|
| On def. 6-0 | 9/18 | 5/11 | 0/3 | 3/3 | 8 | 3 | 3 |
| On def. 5-1 | 10/14 | 5/8 | 1/1 | 2/2 | 4 | 2 | 1 |
| Fastbreak | 3/4 | | | | 0 | 0 | 0 |

Defense by type

| | Total | 9m | 6m | Wing | Stl. | C7 | 2m |
|-------------|-------|------|-----|------|------|----|----|
| Def. 6-0 | 19/34 | 8/17 | 2/2 | 6/10 | 2 | 5 | 2 |
| Def. press. | 1/1 | 0/0 | 0/0 | 1/1 | 0 | 0 | 0 |
| Fastbreak | 3/3 | | | | 0 | 0 | 0 |

Attack with superiority / minority / goalkeeper out

| | Attack | | | | Reaction | | |
|-----------------|--------|------|-------|----|----------|-----|------|
| | Att. | Eff. | Shots | TF | FB | LD | Tot. |
| 6 on 6 (GK out) | 3 | 67% | 2/3 | 0 | 0/0 | 1/1 | 1/1 |
| 6 on 6 | 42 | 45% | 19/31 | 11 | | | |
| 6 on 5 | 5 | 60% | 3/4 | 1 | | | |
| 6 on 4 | 2 | 100% | 2/2 | 0 | | | |

Player superiority / GK out counted at the end of attack (in case it changes during attack)

Defense with superiority / minority / goalkeeper out

| | Attack | | | | Reaction | | |
|-----------------|--------|------|-------|----|----------|-----|------|
| | Att. | Eff. | Shots | TF | FB | LD | Tot. |
| 7 on 6 (GK out) | 2 | 50% | 1/1 | 1 | 1/1 | 0/0 | 1/1 |
| 6 on 6 (GK out) | 2 | 50% | 1/1 | 1 | 0/0 | 0/0 | 0/0 |
| 5 on 6 (GK out) | 2 | 0% | 0/2 | 0 | 0/0 | 0/0 | 0/0 |
| 6 on 6 | 43 | 56% | 24/35 | 8 | | | |
| 6 on 5 | 4 | 75% | 3/4 | 0 | | | |

Numbers show attacking numbers of opponent. Lower efficiency of opponent means better defense of this team

Jersey number Tot. Total shooting 6m 6m (line) shooting 9m 9m shooting Wng Wing shooting FB Fastbreak sh. 7m 7m penalty sh.
 Brk. Breakthrough sh. LD Long distance sh. As. Assists PC Pass clear chance E7 Earned 7m pen. TF Technical faults St. Steals
 2m 2m punishments C7. Committed 7m E2 Earned 2m pun. YC. Yellow cards R/B Red/Blue cards Blk. Blocks S Starting Line-up



24th IHF Men's Junior (U21) World Championship

Germany / Greece

Main Round III, 2. round



Match Team Statistics

Match No. 75

Hungary 29 - 26 Sweden

(16 - 13) (13 - 13)

26.6.2023. 17:30

Attendance: 100

Ano Liosia Sport Hall

Referees: Amar Konjicanin (BIH) / Dino Konjicanin (BIH)

Shot distribution by player

4 C. Hamberg

| | | |
|--|--|--|
| | | |
| | | |
| | | |

5 T. Ljungmark

| | | |
|-----|--|-----|
| 1/1 | | 1/1 |
| | | |
| | | 1/2 |

6 P. Donaldsson

| | | |
|-----|--|-----|
| 1/1 | | |
| | | |
| | | 1/1 |

7 A. Ljungquist

| | | |
|-----|--|--|
| | | |
| 0/1 | | |
| | | |

9 K. Palmar

| | | |
|-----|-----|-----|
| 2/3 | | 3/4 |
| 0/1 | | |
| 1/1 | 1/1 | 1/3 |

10 F. Möller

| | | |
|-----|--|-----|
| | | |
| 0/1 | | |
| | | 1/1 |

11 J. Ericsson

| | | |
|-----|--|--|
| | | |
| | | |
| 1/1 | | |

2 post

17 K. Roberts

| | | |
|--|-----|-----|
| | 1/1 | |
| | | |
| | | 2/2 |

18 A. Skoog

| | | |
|--|--|--|
| | | |
| | | |
| | | |

20 I. Larsson

| | | |
|--|--|--|
| | | |
| | | |
| | | |

22 M. Lennemäs

| | | |
|-----|--|-----|
| | | 1/1 |
| 0/1 | | 1/1 |
| | | |

23 W. Elovson

| | | |
|-----|--|--|
| 1/1 | | |
| | | |
| | | |

1/1 lob

30 R. Sanderhem

| | | |
|-----|-----|-----|
| | | |
| 0/1 | 0/1 | |
| 1/1 | | 3/4 |

1 miss.

33 A. Leyman

| | | |
|--|--|--|
| | | |
| | | |
| | | |

TOTAL

| | | |
|-----|-----|------|
| 5/6 | 1/1 | 5/6 |
| 0/5 | 0/1 | 1/1 |
| 3/3 | 1/1 | 9/13 |

2 post 1 miss. 1/1 lob

Saves distribution goalkeepers

16 A. Lindén

| | | |
|-----|-----|-----|
| 1/5 | | 0/2 |
| 1/6 | 1/1 | 2/5 |
| 3/7 | 0/2 | 1/8 |

21 O. Sävinger

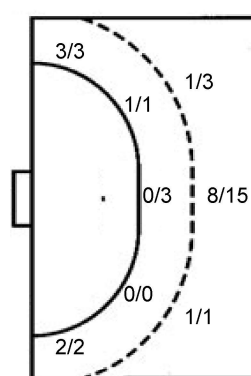
| | | |
|-----|--|-----|
| | | 0/1 |
| | | |
| 0/1 | | |

TOTAL

| | | |
|-----|-----|-----|
| 1/5 | | 0/3 |
| 1/6 | 1/1 | 2/5 |
| 3/8 | 0/2 | 1/8 |

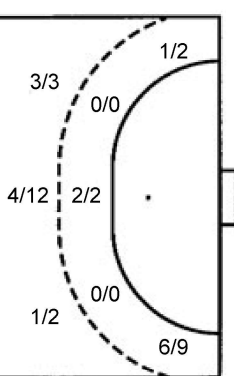
Shots by position

ATTACK



| | |
|--------------|-----|
| 7m penalties | 4/5 |
| Fastbreak | 3/4 |
| Breakthrough | 3/4 |
| Long dist. | 0/0 |

DEFENSE



| | |
|--------------|-----|
| 7m penalties | 5/5 |
| Fastbreak | 3/3 |
| Breakthrough | 3/5 |
| Long dist. | 1/1 |

Shooting statistics

| Position | Goals | Sav. | Miss. | Post | Blk. | Total | % |
|--------------|-----------|-----------|----------|----------|----------|-----------|-----------|
| Back (9m) | 10 | 8 | 1 | 0 | 0 | 19 | 53 |
| Line (6m) | 1 | 1 | 0 | 2 | 0 | 4 | 25 |
| Wing | 5 | 0 | 0 | 0 | 0 | 5 | 100 |
| 7m penalties | 4 | 1 | 0 | 0 | 0 | 5 | 80 |
| Fastbreak | 3 | 1 | 0 | 0 | 0 | 4 | 75 |
| Breakthrough | 3 | 1 | 0 | 0 | 0 | 4 | 75 |
| Total | 26 | 12 | 1 | 2 | 0 | 41 | 63 |

Jersey number Tot. Total shooting 6m 6m (line) shooting 9m 9m shooting Wng Wing shooting FB Fastbreak sh. 7m 7m penalty sh.
 Brk. Breakthrough sh. LD Long distance sh. As. Assists PC Pass clear chance E7 Earned 7m pen. TF Technical faults St. Steals
 2m 2m punishments C7. Committed 7m E2 Earned 2m pun. YC. Yellow cards R/B Red/Blue cards Blk. Blocks S Starting Line-up

Handball statistics and livescore by Toma-soft ltd (www.toma-soft.hr)

