



24th IHF Men's Junior (U21) World Championship

Germany / Greece
Main Round II, 2. round



Match Team Statistics

Match No. 72

Brazil 22 - 36 Spain

(8 - 16) (14 - 20)

26.6.2023. 18:00

Attendance: 638

Swiss Life Hall

Referees: Novica Mitrovic (MNE) / Miljan Vesovic (MNE)

Brazil

#	Surname and name	S	Goals / shots								Attack					Def.			Penalties			TP		
			Tot.	%	9m	6m	Wing	7m	FB	Brk.	LD	As.	PC	E7	E2	TF	St.	C7	Blk	YC	2m		R	B
3	ALMEIDA Ruan Pablo Da Silva		0/1	0				0/1													1			33:18
4	QUINTINO Michael Da Silva	S	1/1	100				1/1							1									42:48
5	MORAIS Caio Vinicius De Souza		4/8	50	0/4																			45:27
6	SOUZA Caue Silva Martins		3/5	60	2/4										1							1		18:22
8	HENN Giancarlo Felipe		3/6	50	0/3	1/1									4	1								19:08
10	GRIGGIO Gabriel Cardoso		3/4	75		3/4																		27:50
12	VIEIRA Luiz Felipe Araujo																							20:14
14	ROSA Gabriel Dos Santos Da	S	0/1	0	0/1											1	1					1		11:25
15	CASTRO Nhaua Teixeira De		1/3	33	1/2										2									13:56
17	FROES Samir Oliveira	S	1/2	50		1/1		0/1							1									37:33
19	SOSA Pedro Daitx	S	1/1	100		1/1																		27:58
30	LANGARO Davi Inoue	S	1/1	100	1/1																			20:58
31	FRIAS Mateus Henrique Da Silva																							12:37
33	RIBERA Nicolas Gardilcic		2/5	40		2/5											1	1						26:09
77	SANTOS William Da Silva	S																						25:57
83	MONTA DA SILVA Hugo Bryan	S	2/12	17	1/8	0/1		0/1							3							1		36:20
	Team / bench																							
	UKUPNO		22/50	44	5/23	8/13	1/2	0/2	0/0	8/10	0/0	12	2	2	2	16	5	1	0	1	3	0	0	

#	Surname and name	Saves / shots								
		Tot.	%	9m	6m	Wing	7m	FB	Brk.	LD
12	VIEIRA Luiz Felipe Araujo	4/21	19	1/8	0/1	1/3		0/5	2/4	
77	SANTOS William Da Silva	5/19	26	2/5	1/1	2/3	0/1	0/4	0/5	
	TOTAL	9/40	23	3/13	1/2	3/6	0/1	0/9	2/9	0/0

Coach: Drean Farencena Dutra

Number of attacks: 62, Efficiency: 35%, Average Duration: 33.63 seconds

Attack by type of defense

	Shots	9m	6m	Wing	TF	E7	E2
On def. 6-0	22/48	5/23	8/13	1/2	16	2	2
Fastbreak	0/0				0	0	0

Defense by type

	Total	9m	6m	Wing	Stl.	C7	2m
Def. 6-0	21/34	10/15	1/2	3/8	5	1	3
Fastbreak	9/9				0	0	0

Attack with superiority / minority / goalkeeper out

	Attack				Reaction		
	Att.	Eff.	Shots	TF	FB	LD	Tot.
7 on 6 (GK out)	25	32%	8/17	8	5/5	4/5	9/10
6 on 6 (GK out)	6	17%	1/5	1	0/0	1/2	1/2
6 on 6	27	41%	11/21	6			
6 on 5	4	50%	2/3	1			

Player superiority / GK out counted at the end of attack (in case it changes during attack)

Defense with superiority / minority / goalkeeper out

	Attack				Reaction		
	Att.	Eff.	Shots	TF	FB	LD	Tot.
7 on 6 (GK out)	1	100%	1/1	0	0/0	0/0	0/0
6 on 6 (GK out)	3	67%	2/3	0	0/0	0/0	0/0
6 on 6	52	56%	29/41	11			
7 on 5 (GK out)	1	0%	0/1	0	0/0	0/0	0/0
6 on 5	5	80%	4/5	0			

Numbers show attacking numbers of opponent. Lower efficiency of opponent means better defense of this team

Jersey number Tot. Total shooting 6m 6m (line) shooting 9m 9m shooting Wng Wing shooting FB Fastbreak sh. 7m 7m penalty sh.
Brk. Breakthrough sh. LD Long distance sh. As. Assists PC Pass clear chance E7 Earned 7m pen. TF Technical faults St. Steals
2m 2m punishments C7. Committed 7m E2 Earned 2m pun. YC. Yellow cards R/B Red/Blue cards Blk. Blocks S Starting Line-up



24th IHF Men's Junior (U21) World Championship

Germany / Greece
Main Round II, 2. round



Match Team Statistics

Match No. 72

Brazil 22 - 36 Spain

(8 - 16) (14 - 20)

26.6.2023. 18:00

Attendance: 638

Swiss Life Hall

Referees: Novica Mitrovic (MNE) / Miljan Vesovic (MNE)

Shot distribution by player

3 R. Almeida

		0/1

4 M. Quintino

		1/1

5 C. Morais

2/2		
1/4		1/1

1 post

6 C. Souza

	1/1	1/1
0/1		1/1

1 block

8 G. Henn

		0/1
		2/2

2 miss. 1/1 lob

10 G. Griggio

	1/1	2/3

14 G. Rosa

0/1		

15 N. Castro

1/1		0/1

1 miss.

17 S. Froes

1/1		0/1

19 P. Sosa

		1/1

30 D. Langaro

1/1		

31 M. Frias

33 N. Ribera

	0/1	
0/1		1/2
		1/1

83 H. Monta Da Silva

0/1		
	0/1	1/2
1/3		

1 post 3 miss. 1 block

TOTAL

2/4	1/2	1/2
0/1	0/1	4/6
5/11	1/1	7/11

2 post 6 miss. 2 block 1/1 lob

Saves distribution goalkeepers

12 L. Vieira

0/3	3/4	0/2
1/1		0/1
0/3		0/7

77 W. Santos

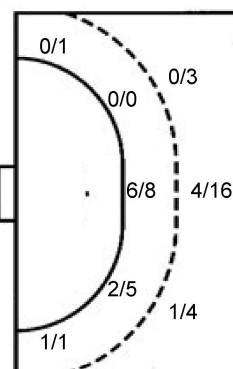
		1/1
1/2		1/1
1/10	1/2	0/3

TOTAL

0/3	3/4	1/3
2/3		1/2
1/13	1/2	0/10

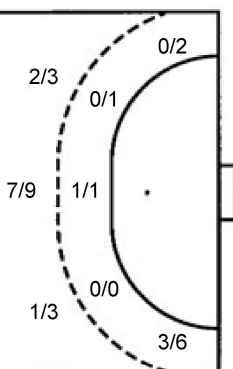
Shots by position

ATTACK



7m penalties 0/2
Fastbreak 0/0
Breakthrough 8/10
Long dist. 0/0

DEFENSE



7m penalties 1/1
Fastbreak 9/9
Breakthrough 7/9
Long dist. 5/7

Shooting statistics

Position	Goals	Sav.	Miss.	Post	Blk.	Total	%
Back (9m)	5	9	6	1	2	23	22
Line (6m)	8	5	0	0	0	13	62
Wing	1	1	0	0	0	2	50
7m penalties	0	1	0	1	0	2	0
Fastbreak	0	0	0	0	0	0	0
Breakthrough	8	2	0	0	0	10	80
Total	22	18	6	2	2	50	44

Jersey number Tot. Total shooting 6m 6m (line) shooting 9m 9m shooting Wng Wing shooting FB Fastbreak sh. 7m 7m penalty sh.
Brk. Breakthrough sh. LD Long distance sh. As. Assists PC Pass clear chance E7 Earned 7m pen. TF Technical faults St. Steals
2m 2m punishments C7. Committed 7m E2 Earned 2m pun. YC. Yellow cards R/B Red/Blue cards Blk. Blocks S Starting Line-up

Handball statistics and livescore by Toma-soft ltd (www.toma-soft.hr)



24th IHF Men's Junior (U21) World Championship

Germany / Greece
Main Round II, 2. round



Match Team Statistics

Match No. 72

Brazil 22 - 36 Spain

(8 - 16) (14 - 20)

26.6.2023. 18:00

Attendance: 638

Swiss Life Hall

Referees: Novica Mitrovic (MNE) / Miljan Vesovic (MNE)

Spain

#	Surname and name	S	Goals / shots								Attack				Def.			Penalties				TP						
			Tot.	%	9m	6m	Wing	7m	FB	Brk.	LD	As.	PC	E7	E2	TF	St.	C7	Blk	YC	2m		R	B				
2	CENIC Aleksandar	S	1/1	100	1/1										1												21:34	
4	RODRIGUEZ MORENO Javier	S	2/2	100		1/1									1										1		26:53	
5	URRUZOLA PAGAZARTUNDUA Julen	S	0/1	0																					1		34:07	
6	GURRI AREGAY Jan		6/8	75	4/6										5												26:43	
8	SOLER BIESCAS Marti		2/3	67													1	1									31:33	
9	MUGICA SANTIAGO Julen		3/6	50	2/4										2												13:24	
10	FURUNDARENA MAIZ Eneko	S	1/1	100											2	1								2	2	1	35:36	
11	NIETO MARCOS Gorka		2/2	100	1/1										3												22:48	
12	DOMENECH CALATAYUD Roberto	S	3/4	75											1												46:22	
13	ORTIZ BADILLO Eduardo		0/1	0																						1	22:03	
14	REGUART MASSANA Bruno	S	4/5	80	1/2										1	3											21:38	
15	PARERA IBANEZ Artur		1/2	50		0/1									1												22:56	
16	MARTINEZ JIMENEZ Daniel																										9:51	
17	SEMPERE PERZ Juan Carlos		1/2	50											1												11:38	
18	ALVAREZ DOMINGUEZ Carlos	S	7/9	78																							38:59	
19	FERNANDEZ GUZMAN Arnau		3/4	75	1/1																						33:55	
Team / bench																												
UKUPNO			36/51	71	10/15	1/2	3/8	1/1	9/9	7/9	5/7	16	6	1	3	11	6	2	2	0	2	0	0					

#	Surname and name	Saves / shots								
		Tot.	%	9m	6m	Wing	7m	FB	Brk.	LD
12	DOMENECH CALATAYUD Roberto	15/33	45	9/11	4/12	0/1	1/1			1/8
16	MARTINEZ JIMENEZ Daniel	3/7	43	0/3	1/1	1/1				1/2
TOTAL		18/40	45	9/14	5/13	1/2	1/1	0/0	2/10	0/0

Coach: Rodrigo Renones Calvo

Number of attacks: 62, Efficiency: 58%, Average Duration: 23.71 seconds

Attack by type of defense

	Shots	9m	6m	Wing	TF	E7	E2
On def. 6-0	21/34	10/15	1/2	3/8	11	1	3
Fastbreak	9/9				0	0	0

Defense by type

	Total	9m	6m	Wing	Stl.	C7	2m
Def. 6-0	22/48	5/23	8/13	1/2	6	2	2
Fastbreak	0/0				0	0	0

Attack with superiority / minority / goalkeeper out

	Attack				Reaction		
	Att.	Eff.	Shots	TF	FB	LD	Tot.
7 on 6 (GK out)	1	100%	1/1	0	0/0	0/0	0/0
6 on 6 (GK out)	3	67%	2/3	0	0/0	0/0	0/0
6 on 6	52	56%	29/41	11			
7 on 5 (GK out)	1	0%	0/1	0	0/0	0/0	0/0
6 on 5	5	80%	4/5	0			

Player superiority / GK out counted at the end of attack (in case it changes during attack)

Defense with superiority / minority / goalkeeper out

	Attack				Reaction		
	Att.	Eff.	Shots	TF	FB	LD	Tot.
7 on 6 (GK out)	25	32%	8/17	8	5/5	4/5	9/10
6 on 6 (GK out)	6	17%	1/5	1	0/0	1/2	1/2
6 on 6	27	41%	11/21	6			
6 on 5	4	50%	2/3	1			

Numbers show attacking numbers of opponent. Lower efficiency of opponent means better defense of this team

Jersey number Tot. Total shooting 6m 6m (line) shooting 9m 9m shooting Wng Wing shooting FB Fastbreak sh. 7m 7m penalty sh.
Brk. Breakthrough sh. LD Long distance sh. As. Assists PC Pass clear chance E7 Earned 7m pen. TF Technical faults St. Steals
2m 2m punishments C7. Committed 7m E2 Earned 2m pun. YC. Yellow cards R/B Red/Blue cards Blk. Blocks S Starting Line-up



24th IHF Men's Junior (U21) World Championship

Germany / Greece
Main Round II, 2. round



Match Team Statistics
Match No. 72

Brazil 22 - 36 Spain
(8 - 16) (14 - 20)

26.6.2023. 18:00
Attendance: 638
Swiss Life Hall

Referees: Novica Mitrovic (MNE) / Miljan Vesovic (MNE)

Shot distribution by player

2 A. Cenic 1/1	4 J. Rodriguez Moreno 1/1	5 J. Uruzola Pagazartundua 1 post	6 J. Gurri Aregay 2/2 1/1 1/2 2/2 1 post	8 M. Soler Biescas 1/1	9 J. Mugica Santiago 1/1 0/1 0/1 1/1 1/1 1 post	10 E. Furundarena Maiz 1/1
11 G. Nieto Marcos 1/1 1/1	13 E. Ortiz Badillo 0/1	14 B. Reguart Massana 0/1 1/1 2/2 1/1	15 A. Parera Ibanez 0/1 1/1	17 J. Sempere Perz 0/1 1/1	18 C. Alvarez Dominguez 1/2 3/3 1/1 2/2 1 miss.	19 A. Fernandez Guzman 1/1 1/1 1/1 1 post

TOTAL

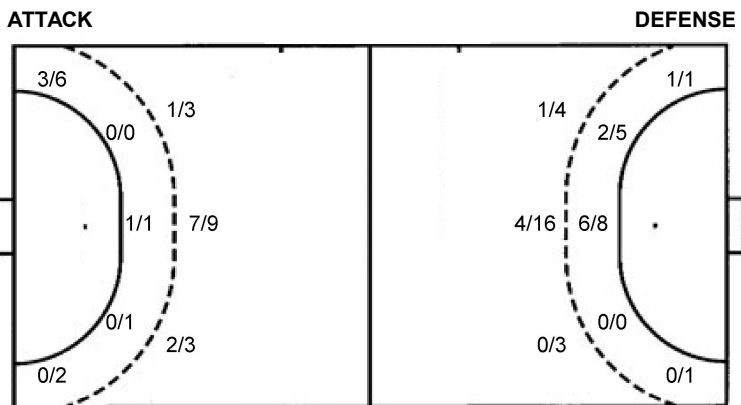
3/3	1/4	2/3
1/3	2/2	1/2
12/13	1/2	10/10

4 post 1 miss.

Saves distribution goalkeepers

12 R. Domenech Calatayud 2/4 1/1 1/1 1/1 1/1 2/6 6/10 0/1 1/7	16 D. Martinez Jimenez 0/1 0/1 0/1 3/4	TOTAL 2/4 1/2 1/2 1/1 1/1 2/6 6/11 0/1 4/11
---	---	---

Shots by position



7m penalties	1/1	7m penalties	0/2
Fastbreak	9/9	Fastbreak	0/0
Breakthrough	7/9	Breakthrough	8/10
Long dist.	5/7	Long dist.	0/0

Shooting statistics

Position	Goals	Sav.	Miss.	Post	Blk.	Total	%
Back (9m)	10	3	0	2	0	15	67
Line (6m)	1	1	0	0	0	2	50
Wing	3	3	1	1	0	8	38
7m penalties	1	0	0	0	0	1	100
Fastbreak	9	0	0	0	0	9	100
Breakthrough	7	2	0	0	0	9	78
Total	31	9	1	3	0	44	70

Jersey number Tot. Total shooting 6m 6m (line) shooting 9m 9m shooting Wng Wing shooting FB Fastbreak sh. 7m 7m penalty sh.
Brk. Breakthrough sh. LD Long distance sh. As. Assists PC Pass clear chance E7 Earned 7m pen. TF Technical faults St. Steals
2m 2m punishments C7. Committed 7m E2 Earned 2m pun. YC. Yellow cards R/B Red/Blue cards Blk. Blocks S Starting Line-up



24th IHF Men's Junior (U21) World Championship

Germany / Greece
Main Round II, 2. round



Match Team Statistics

Match No. 72

Brazil 22 - 36 Spain

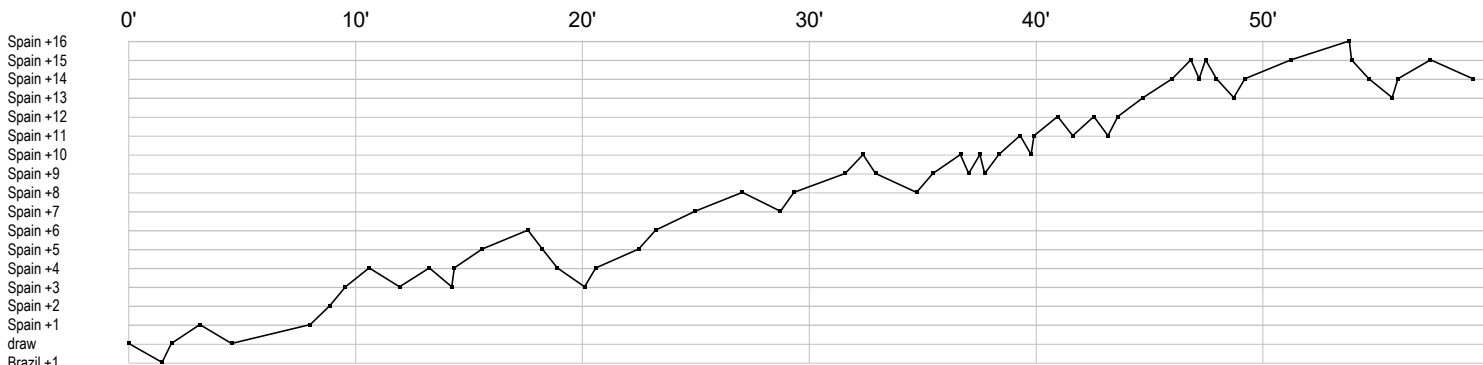
(8 - 16) (14 - 20)

26.6.2023. 18:00


Attendance: 638

Swiss Life Hall

Referees: Novica Mitrovic (MNE) / Miljan Vesovic (MNE)



Brazil



Spain



In game	g Goal scored	f Missed shot	a Assist	t Technical faults	b Steal
2 2min suspension	e Earned 7m	c Committed 7m	y Yellow card	r Red Card	k Blue card
i Earned 2min.	x Block	4 4min suspension	p Pass for clear chance	s Saved shot	r Received goal