



24th IHF Men's Junior (U21) World Championship

Germany / Greece

Main Round II, 2. round



Match Team Statistics

Match No. 71

Portugal 19 - 27 Faroe Islands

(10 - 15) (9 - 12)

26.6.2023. 15:45

Attendance: 638

Swiss Life Hall

Referees: Adam Biro (HUN) / Oliver Kiss (HUN)

Portugal

Players		Goals / shots									Attack				Def.			Penalties				TP			
#	Surname and name	S	Tot.	%	9m	6m	Wing	7m	FB	Brk.	LD	As.	PC	E7	E2	TF	St.	C7	Blk	YC	2m	R	B		
3	SOUSA André	S	4/5	80		1/1				2/2	1/2	2	3			4	1								23:28
6	VIANA Gabriel		2/4	50			1/3		1/1								1	1							34:18
8	OLIVEIRA Miguel	S	1/1	100						1/1			2				2	1							24:41
11	QUEIROS Nuno	S	0/2	0		0/2										2	1								32:21
13	CAMPOS Rodrigo																				1				14:03
14	PEGAS Bernardo		0/1	0	0/1												1								11:26
16	MARQUES Diogo																								26:51
17	OLIVEIRA Pedro																1								19:53
18	COSTA Vasco	S	1/4	25	0/3					1/1		1	1		1	3									19:29
21	TAVARES Guilherme		3/4	75	1/2	1/1				1/1		1				2									34:04
23	GOMES Joao		3/3	100		1/1				2/2		4	5			6									25:05
24	RIBEIRO Lucas		2/5	40		2/5										2	1	1							32:14
33	MELO Nilton	S	1/2	50		0/1				1/1		2						1	1	1	1				43:48
73	TEIXEIRA Tiago	S	1/4	25			1/4									1									41:52
86	BRANDAO Ricardo	S	1/1	100		1/1																			11:20
90	FERREIRA Tiago		0/1	0							0/1														25:07
	Team / bench															1					1				
	UKUPNO		19/37	51	1/6	6/12	2/7	0/0	1/1	8/8	1/3	10	11	0	1	22	4	6	2	2	2	0	0		

Goalkeepers		Saves / shots								
#	Surname and name	Tot.	%	9m	6m	Wing	7m	FB	Brk.	LD
16	MARQUES Diogo	8/20	40	0/3	0/2	5/8	1/3	2/3	0/1	
90	FERREIRA Tiago	6/20	30	3/8	1/2	1/5	1/3		0/2	
	TOTAL	14/40	35	3/11	1/4	6/13	2/6	2/3	0/3	0/0

Coach: Carlos Martingo

Number of attacks: 57, Efficiency: 33%, Average Duration: 27.89 seconds

Attack by type of defense

	Shots	9m	6m	Wing	TF	E7	E2
On def. 6-0	2/3	0/0	0/0	0/1	0	0	0
On def. 5-1	15/30	1/6	6/12	2/6	22	0	1
Fastbreak	1/1				0	0	0

Defense by type

	Total	9m	6m	Wing	Stl.	C7	2m
Def. 6-0	20/36	8/16	3/5	6/12	3	5	2
Def. 5-1	1/3	0/2	0/0	1/1	1	1	0
Fastbreak	1/3				0	0	0

Attack with superiority / minority / goalkeeper out

	Attack				Reaction		
	Att.	Eff.	Shots	TF	FB	LD	Tot.
7 on 6 (GK out)	14	43%	6/11	3	0/0	1/1	1/1
6 on 6 (GK out)	3	0%	0/2	1	0/0	0/0	0/0
6 on 6	38	32%	12/20	18			
6 on 5	2	50%	1/2	0			

Player superiority / GK out counted at the end of attack (in case it changes during attack)

Defense with superiority / minority / goalkeeper out

	Attack				Reaction		
	Att.	Eff.	Shots	TF	FB	LD	Tot.
7 on 6 (GK out)	39	51%	20/30	9	0/0	1/3	1/3
6 on 6 (GK out)	1	0%	0/1	0	0/0	0/0	0/0
6 on 6	14	43%	6/10	4			
7 on 5 (GK out)	2	0%	0/2	0	0/0	0/0	0/0
6 on 5	2	50%	1/1	1			

Numbers show attacking numbers of opponent. Lower efficiency of opponent means better defense of this team

Jersey number Tot. Total shooting 6m 6m (line) shooting 9m 9m shooting Wng Wing shooting FB Fastbreak sh. 7m 7m penalty sh.
 Brk. Breakthrough sh. LD Long distance sh. As. Assists PC Pass clear chance E7 Earned 7m pen. TF Technical faults St. Steals
 2m 2m punishments C7. Committed 7m E2 Earned 2m pun. YC. Yellow cards R/B Red/Blue cards Blk. Blocks S Starting Line-up



24th IHF Men's Junior (U21) World Championship

Germany / Greece

Main Round II, 2. round



Match Team Statistics

Match No. 71

Portugal 19 - 27 Faroe Islands

(10 - 15) (9 - 12)

26.6.2023. 15:45

Attendance: 638

Swiss Life Hall

Referees: Adam Biro (HUN) / Oliver Kiss (HUN)

Shot distribution by player

3 A. Sousa	6 G. Viana	8 M. Oliveira	11 N. Queiros	13 R. Campos	14 B. Pegas	17 P. Oliveira
1/1	1/1		0/1		0/1	
1/1	1/1	1/1	0/1			
1 miss.	2 post					
18 V. Costa	21 G. Tavares	23 J. Gomes	24 L. Ribeiro	33 N. Melo	73 T. Teixeira	86 R. Brandao
1/1	1/1	1/1	0/1	0/1	0/1	
0/1	2/2	2/2	2/4	1/1	1/1	1/1
1 block	1 post				1 post	

TOTAL

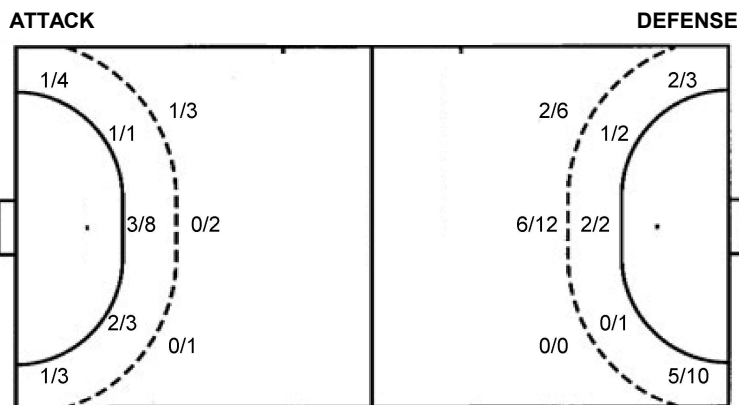
2/2	0/1	2/3
0/2	1/2	1/3
2/3		11/14

4 post 1 miss. 1 block

Saves distribution goalkeepers

16 D. Marques	90 T. Ferreira	TOTAL
0/2	0/4	0/6
2/3	1/1	3/4
	1/1	1/3
0/1	1/2	1/3
0/2	1/4	1/6
1/2	2/2	3/4
5/9	0/6	5/15

Shots by position



7m penalties 0/0
Fastbreak 1/1
Breakthrough 8/8
Long dist. 1/3

7m penalties 4/6
Fastbreak 1/3
Breakthrough 3/3
Long dist. 1/1

Shooting statistics

Position	Goals	Sav.	Miss.	Post	Blk.	Total	%
Back (9m)	1	3	0	1	1	6	17
Line (6m)	6	6	0	0	0	12	50
Wing	2	2	0	3	0	7	29
7m penalties	0	0	0	0	0	0	0
Fastbreak	1	0	0	0	0	1	100
Breakthrough	8	0	0	0	0	8	100
Total	18	11	0	4	1	34	53

Jersey number Tot. Total shooting 6m 6m (line) shooting 9m 9m shooting Wng Wing shooting FB Fastbreak sh. 7m 7m penalty sh.
Brk. Breakthrough sh. LD Long distance sh. As. Assists PC Pass clear chance E7 Earned 7m pen. TF Technical faults St. Steals
2m 2m punishments C7. Committed 7m E2 Earned 2m pun. YC. Yellow cards R/B Red/Blue cards Blk. Blocks S Starting Line-up

Handball statistics and livescore by Toma-soft ltd (www.toma-soft.hr)



24th IHF Men's Junior (U21) World Championship

Germany / Greece

Main Round II, 2. round



Match Team Statistics

Match No. 71

Portugal 19 - 27 Faroe Islands

(10 - 15) (9 - 12)

26.6.2023. 15:45

Attendance: 638

Swiss Life Hall

Referees: Adam Biro (HUN) / Oliver Kiss (HUN)

Faroe Islands

Players		Goals / shots										Attack					Def.			Penalties				TP	
#	Surname and name	S	Tot.	%	9m	6m	Wing	7m	FB	Brk.	LD	As.	PC	E7	E2	TF	St.	C7	Blk	YC	2m	R	B		
1	JACOBSEN Pauli																								
4	SELVINDI Bjarni	S	8/15	53	4/10	1/1		2/2	0/1		1/1	4	2	2	2	4	1								47:39
8	HANSEN Bogi	S	8/14	57			5/9	2/3	1/2					1			2	2							59:41
17	JENSEN Kristian	S	2/5	40	0/1	2/2	0/2										1								60:00
21	HOJ Pauli		2/2	100			2/2										1							1	59:36
22	LACOK Aleksandar											1													42:11
23	LUTZEN Ovi	S	0/1	0		0/1									1		1	1			1				53:24
47	VEDELSBOL Isak																								0:03
54	BJORGVIN Kristoffur		2/3	67		0/1				2/2		1	1	1											32:10
61	MITTUN Pauli																								
63	SLYNE Brian		1/1	100						1/1		2	3	1		2									20:35
71	A SKIPAGOTU Elias Ellefsen																								0:06
73	DJURHUUS Janus Dam																								0:53
75	A SKIPAGOTU Rói Ellefsen	S	4/7	57	4/7							1	2			4	1								43:12
80	OLAFSSON Sveinur	S																							0:11
88	WEST AV TEIGUM Hákun	S	0/1	0			0/1																		0:19
	Team / bench																								
	UKUPNO		27/49	55	8/18	3/5	7/13	4/6	1/3	3/3	1/1	9	8	6	2	14	6	0	1	0	1	0	0	0	

Goalkeepers		Saves / shots									
#	Surname and name	Tot.	%	9m	6m	Wing	7m	FB	Brk.	LD	
1	JACOBSEN Pauli										
22	LACOK Aleksandar	11/29	38	3/4	6/12	2/4		0/1	0/8		
	TOTAL	11/29	38	3/4	6/12	2/4	0/0	2/1	0/8	0/0	

Coach: Julian Johansen

Number of attacks: 58, Efficiency: 47%, Average Duration: 35.24 seconds

Attack by type of defense

	Shots	9m	6m	Wing	TF	E7	E2
On def. 6-0	20/36	8/16	3/5	6/12	13	5	2
On def. 5-1	1/3	0/2	0/0	1/1	1	1	0
Fastbreak	1/3				0	0	0

Defense by type

	Total	9m	6m	Wing	Stl.	C7	2m
Def. 6-0	2/3	0/0	0/0	0/1	0	0	0
Def. 5-1	15/30	1/6	6/12	2/6	6	0	1
Fastbreak	1/1				0	0	0

Attack with superiority / minority / goalkeeper out

	Attack				Reaction		
	Att.	Eff.	Shots	TF	FB	LD	Tot.
7 on 6 (GK out)	39	51%	20/30	9	0/0	1/3	1/3
6 on 6 (GK out)	1	0%	0/1	0	0/0	0/0	0/0
6 on 6	14	43%	6/10	4			
7 on 5 (GK out)	2	0%	0/2	0	0/0	0/0	0/0
6 on 5	2	50%	1/1	1			

Player superiority / GK out counted at the end of attack (in case it changes during attack)

Defense with superiority / minority / goalkeeper out

	Attack				Reaction		
	Att.	Eff.	Shots	TF	FB	LD	Tot.
7 on 6 (GK out)	14	43%	6/11	3	0/0	1/1	1/1
6 on 6 (GK out)	3	0%	0/2	1	0/0	0/0	0/0
6 on 6	38	32%	12/20	18			
6 on 5	2	50%	1/2	0			

Numbers show attacking numbers of opponent. Lower efficiency of opponent means better defense of this team

Jersey number Tot. Total shooting 6m 6m (line) shooting 9m 9m shooting Wng Wing shooting FB Fastbreak sh. 7m 7m penalty sh.
 Brk. Breakthrough sh. LD Long distance sh. As. Assists PC Pass clear chance E7 Earned 7m pen. TF Technical faults St. Steals
 2m 2m punishments C7. Committed 7m E2 Earned 2m pun. YC. Yellow cards R/B Red/Blue cards Blk. Blocks S Starting Line-up



24th IHF Men's Junior (U21) World Championship

Germany / Greece

Main Round II, 2. round



Match Team Statistics

Match No. 71

Portugal 19 - 27 Faroe Islands

(10 - 15) (9 - 12)

26.6.2023. 15:45

Attendance: 638

Swiss Life Hall

Referees: Adam Biro (HUN) / Oliver Kiss (HUN)

Shot distribution by player

4 B. Selvindi	8 B. Hansen	17 K. Jensen	21 P. Hoj	23 O. Lutzen	47 Í. Vedelsbol	54 K. Bjorgvin
3/3	1/1 1/3		1/1			
1/1 1/1 1/1						1/2
0/1 2/3	3/3 0/2 3/5	0/1 2/4	1/1			1/1
3 miss. 2 block				1 post		
61 P. Mittun	63 B. Slyne	71 E. Á Skipagotu	73 J. Djurhuus	75 R. Á Skipagotu	80 S. Olafsson	88 H. West Av Teigum
				1/1		0/1
	1/1			0/1		
				2/2 1/1		
				1 post 1 miss.		

TOTAL

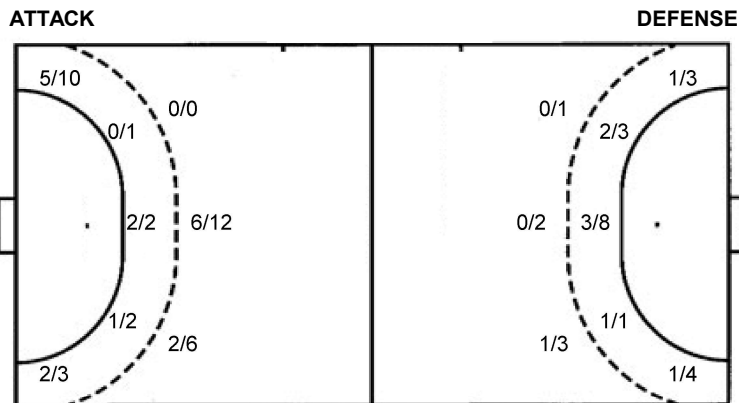
6/6	1/4	
1/1	1/2	2/3
5/6	1/4	10/15

2 post 4 miss. 2 block

Saves distribution goalkeepers

1 P. Jacobsen	22 A. Lacok	TOTAL
	0/2 1/1 1/3	0/2 1/1 1/3
	2/2 1/1 2/3	2/2 1/1 2/3
	1/3 3/14	1/3 3/14

Shots by position



7m penalties	4/6	7m penalties	0/0
Fastbreak	1/3	Fastbreak	1/1
Breakthrough	3/3	Breakthrough	8/8
Long dist.	1/1	Long dist.	1/3

Shooting statistics

Position	Goals	Sav.	Miss.	Post	Blk.	Total	%
Back (9m)	8	3	4	1	2	18	44
Line (6m)	3	1	0	1	0	5	60
Wing	7	6	0	0	0	13	54
7m penalties	4	2	0	0	0	6	67
Fastbreak	1	2	0	0	0	3	33
Breakthrough	3	0	0	0	0	3	100
Total	26	14	4	2	2	48	54

Jersey number Tot. Total shooting 6m 6m (line) shooting 9m 9m shooting Wng Wing shooting FB Fastbreak sh. 7m 7m penalty sh.
 Brk. Breakthrough sh. LD Long distance sh. As. Assists PC Pass clear chance E7 Earned 7m pen. TF Technical faults St. Steals
 2m 2m punishments C7. Committed 7m E2 Earned 2m pun. YC. Yellow cards R/B Red/Blue cards Blk. Blocks S Starting Line-up

Handball statistics and livescore by Toma-soft ltd (www.toma-soft.hr)



24th IHF Men's Junior (U21) World Championship

Germany / Greece

Main Round II, 2. round



Match Team Statistics

Match No. 71

Portugal 19 - 27 Faroe Islands

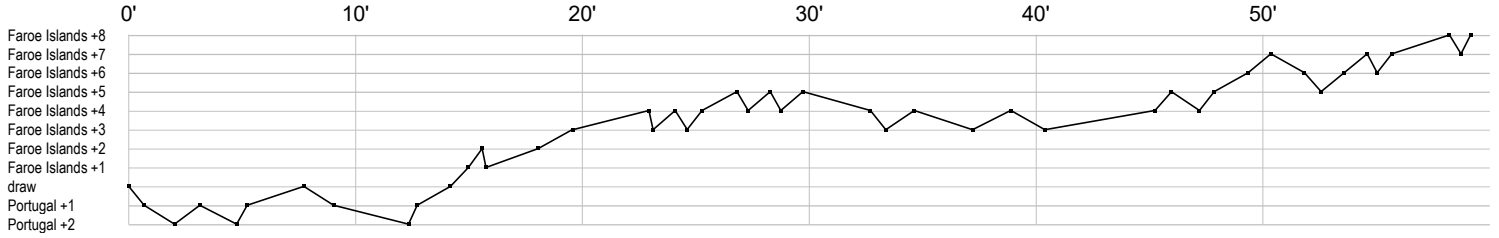
(10 - 15) (9 - 12)

26.6.2023. 15:45

Attendance: 638

Swiss Life Hall

Referees: Adam Biro (HUN) / Oliver Kiss (HUN)



Portugal

3 Sousa A	g t g a p pt	ag bft p g t		
6 Viana G	bg f	g		c f
8 Oliveira M	g p p c	c x		
11 Queiros N	f	t c t f		
13 Campos R				2
14 Pegas B				f t
16 Marques D		rs s sr s	sr r rs r r s sr r r r r r	
17 Oliveira P		b		
18 Costa V	t t g f a	f i t p f		
21 Tavares G	f a g	g g t t		
23 Gomes J	t a t a p g g		t p a p t a g p	pt t
24 Ribeiro L	f t t		f g b c f g	
33 Melo N	y c x		a 2 f g a	
73 Teixeira T	f f t	f		g
86 Brandao R		g		
90 Ferreira T	fsr rs r s	s r r r s r r r r r r sr r		

Faroe Islands

1 Jacobsen P					
4 í Selvindi B	fa e g g g p e f f a a g f	p t t bf	g t ift	g g a g if	
8 Hansen B	g b f	g g g		f f f g g f t f e g	b
17 Jensen K		b f	g g	f f	
21 Hoj P	g	t		2	g
22 Lacok A	r r r r r ss r s r	r r s r r r s r r r s r r r s s a s r s s r r r s r			
23 Lutzen O	b e		x f		t
47 Vedelsbol í					
54 Bjorgvin K	a f		g g	p e	
61 Mittun P					
63 Slyne B		a		a t p t p p e g	
71 Á Skipagotu E					
73 Djurhuus J					
75 Á Skipagotu R	t f g t	t g f	f	p b g g t p a	
80 Olafsson S					
88 West Av	f				

In game	g Goal scored	f Missed shot	a Assist	t Technical faults	b Steal
2 2min suspension	e Eearned 7m	c Committed 7m	y Yellow card	r Red Card	k Blue card
i Eearned 2min.	x Block	4 4min suspension	p Pass for clear chance	s Saved shot	r Received goal