



# 24th IHF Men's Junior (U21) World Championship

Germany / Greece  
President's Cup II, 2. round



## Match Team Statistics

Match No. 69

## Kuwait 23 - 37 Japan

(16 - 19) (7 - 18)

26.6.2023. 11:00

Attendance: 3117

Swiss Life Hall

Referees: Yulian Goretsov (BUL) / Georgi Doychinov (BUL)

## Kuwait

Players		Goals / shots										Attack					Def.			Penalties				TP
#	Surname and name	S	Tot.	%	9m	6m	Wing	7m	FB	Brk.	LD	As.	PC	E7	E2	TF	St.	C7	Blk	YC	2m	R	B	
1	ALJUWAIEED Ahmad	S	1/1	100							1/1													27:53
3	ALMOTAWAA Abdullah		2/2	100		2/2						1					1							28:31
4	ALMASHARI Fawaz		3/4	75			2/3		1/1									1			1			42:10
8	HASHEM Said	S	0/1	0						0/1			1			2			1					20:42
10	HASSAN Abdulhadi		0/1	0	0/1								1			1								20:01
13	HUSSAIN Hassan		0/3	0	0/3											1					1			9:32
17	ALHADDAD Mahdi		0/2	0	0/1	0/1							1			1								13:34
20	ABDULLAH Abdulrahman											1				2								19:12
21	ABDULLAH Faraj																							27:09
22	BULAND Ali		0/1	0			0/1									1								7:48
23	ALDAWANI Saif	S	9/17	53	4/10					4/6	1/1	5				2	1	1						40:34
44	ALENEZI Abdulrahman	S	1/2	50	0/1					1/1		1				1								43:10
55	ALSANAD Salman																							11:17
72	ALSHAMMARI Abdulrahman	S	2/2	100		2/2										1								37:20
77	ALSALEM Faraj	S	1/2	50			1/2							2	1		1					1		46:31
79	JAAFAR Ali	S	4/9	44	1/4			1/2	2/2	0/1			2				2	1			1			24:36
	Team / bench																							
	UKUPNO		23/47	49	5/20	4/5	3/6	1/2	3/3	5/9	2/2	8	5	2	1	12	5	3	1	1	3	0	0	

Goalkeepers		Saves / shots									
#	Surname and name	Tot.	%	9m	6m	Wing	7m	FB	Brk.	LD	
1	ALJUWAIEED Ahmad	4/21	19	3/8		1/4	0/2	0/1	0/6		
21	ABDULLAH Faraj	5/23	22	3/10	1/5	0/2	0/1	1/1	0/4		
	TOTAL	9/44	20	6/18	1/5	1/6	0/3	1/2	0/10	0/0	

Coach: Magdi Aboelmagd

Number of attacks: 58, Efficiency: 40%, Average Duration: 30.53 seconds

## Attack by type of defense

	Shots	9m	6m	Wing	TF	E7	E2
On def. 6-0	17/39	5/20	4/5	3/6	12	2	1
Fastbreak	3/3				0	0	0

## Defense by type

	Total	9m	6m	Wing	Stl.	C7	2m
Def. 6-0	29/40	12/19	4/5	5/7	5	3	3
Fastbreak	1/2				0	0	0

## Attack with superiority / minority / goalkeeper out

	Attack				Reaction		
	Att.	Eff.	Shots	TF	FB	LD	Tot.
7 on 6 (GK out)	5	40%	2/4	1	0/0	1/1	1/1
7 on 5 (GK out)	1	100%	1/1	0	0/0	0/0	0/0
6 on 6 (GK out)	1	0%	0/0	1	0/0	1/1	1/1
6 on 6	45	38%	17/35	10			
6 on 5	3	33%	1/3	0			
5 on 6	3	67%	2/3	0			

Player superiority / GK out counted at the end of attack (in case it changes during attack)

## Defense with superiority / minority / goalkeeper out

	Attack				Reaction		
	Att.	Eff.	Shots	TF	FB	LD	Tot.
6 on 6 (GK out)	3	67%	2/2	1	0/0	1/1	1/1
6 on 6	48	65%	31/40	8			
5 on 6	2	0%	0/1	1			
6 on 5	6	67%	4/5	1			

Numbers show attacking numbers of opponent. Lower efficiency of opponent means better defense of this team

# Jersey number Tot. Total shooting 6m 6m (line) shooting 9m 9m shooting Wng Wing shooting FB Fastbreak sh. 7m 7m penalty sh.  
Brk. Breakthrough sh. LD Long distance sh. As. Assists PC Pass clear chance E7 Earned 7m pen. TF Technical faults St. Steals  
2m 2m punishments C7 Committed 7m E2 Earned 2m pun. YC. Yellow cards R/B Red/Blue cards Blk. Blocks S Starting Line-up

Handball statistics and livescore by Toma-soft Ltd (www.toma-soft.hr)



# 24th IHF Men's Junior (U21) World Championship

Germany / Greece  
President's Cup II, 2. round



## Match Team Statistics

Match No. 69

**Kuwait 23 - 37 Japan**

(16 - 19) (7 - 18)

26.6.2023. 11:00

Attendance: 3117

Swiss Life Hall

Referees: Yulian Goretsov (BUL) / Georgi Doychinov (BUL)

## Shot distribution by player

3 A. Almotawaa

		1/1

1/1 lob

4 F. Almashari

1/1		1/1
		0/1

1/1 lob

8 S. Hashem

	0/1	

10 A. Hassan

		0/1

13 H. Hussain


1 miss. 2 block

17 M. Alhaddad

	0/1	

1 post

20 A. Abdullah


22 A. Buland

0/1		

23 S. Aldawani

2/2	1/2	3/3
1/1		
2/2		0/1

1 post 5 miss.

44 A. Alenezi

1/1	0/1	

55 S. Alsanad


72 A. Alshammari

1/1		
		1/1

77 F. Alsalem

	0/1	
1/1		

79 A. Jaafar

1/1		0/1
1/1	1/1	1/2

1 post 2 miss.

## TOTAL

5/5	1/4	4/5
3/4	0/1	
3/3	1/2	3/7

3 post 8 miss. 2 block 2/2 lob

## Saves distribution goalkeepers

1 A. Aljuwaieed

0/2	1/1	0/4
	0/1	1/2
0/2	1/3	1/5

21 F. Abdullah


0/4	2/4	
		1/3
1/2		1/9

## TOTAL

0/6	3/5	0/4
	0/1	2/5
1/4	1/3	2/14


## Shots by position

### ATTACK



7m penalties 1/2  
Fastbreak 3/3  
Breakthrough 5/9  
Long dist. 2/2

### DEFENSE



7m penalties 3/3  
Fastbreak 1/2  
Breakthrough 10/11  
Long dist. 2/2

## Shooting statistics

Position	Goals	Sav.	Miss.	Post	Blk.	Total	%
Back (9m)	5	4	7	2	2	20	25
Line (6m)	4	1	0	0	0	5	80
Wing	3	3	0	0	0	6	50
7m penalties	1	1	0	0	0	2	50
Fastbreak	3	0	0	0	0	3	100
Breakthrough	5	2	1	1	0	9	56
Total	21	11	8	3	2	45	47

#	Jersey number	Tot.	Total shooting	6m	6m (line) shooting	9m	9m shooting	Wng	Wing shooting	FB	Fastbreak sh.	7m	7m penalty sh.
Brk.	Breakthrough sh.	LD	Long distance sh.	As.	Assists	PC	Pass clear chance	E7	Earned 7m pen.	TF	Technical faults	St.	Steals
2m	2m punishments	C7.	Committed 7m	E2	Earned 2m pun.	YC.	Yellow cards	R/B	Red/Blue cards	Blk.	Blocks	S	Starting Line-up

Handball statistics and livescore by Toma-soft ltd (www.toma-soft.hr)



# 24th IHF Men's Junior (U21) World Championship

Germany / Greece  
President's Cup II, 2. round



## Match Team Statistics

Match No. 69

## Kuwait 23 - 37 Japan

(16 - 19) (7 - 18)

26.6.2023. 11:00

Attendance: 3117

Swiss Life Hall

Referees: Yulian Goretsov (BUL) / Georgi Doychinov (BUL)

## Japan

Players		Goals / shots										Attack					Def.			Penalties				TP
#	Surname and name	S	Tot.	%	9m	6m	Wing	7m	FB	Brk.	LD	As.	PC	E7	E2	TF	St.	C7	Blk	YC	2m	R	B	
1	IMAI Hiroto	S																						1:07
2	OTAKE Tetta		8/9	89	4/4	1/1				3/4			2			1								40:48
3	TAKAHASHI Futa	S	8/9	89	5/6		1/1			2/2		1				2		2			1			47:13
4	FUJISAKA Naoki	S	5/10	50	0/4	0/1		3/3	1/1	1/1		5	2	1	1	4	2							40:18
5	IZUMOTO Shin	S	5/7	71	2/2				0/1	2/2		3		1		1	1							56:22
7	ARASE Ren	S	3/4	75			2/3				1/1	1	1		1									29:40
8	HABUCHI Seiichiro	S																						13:03
9	OURA Kazuma		0/1	0	0/1											1	1							12:04
10	NAKAJIMA Ryoya		1/1	100			1/1							1										29:51
12	OYAMA Shogo																							57:48
13	HOSODA Keisuke	S	2/2	100		2/2										2			1					27:06
15	KITAGAWA Yusei		1/1	100		1/1						1							1					34:03
19	IREI Soa		2/2	100						1/1	1/1				1									4:06
20	ARAI Shunsuke		2/3	67	1/2					1/1		1												12:16
21	INOUE Akaru																				1			10:34
25	HAYASHIBARA Takato																							3:41
	Team / bench																							
	UKUPNO		37/49	76	12/19	4/5	5/7	3/3	1/2	10/11	2/2	12	5	3	3	11	4	2	2	0	2	0	0	

Goalkeepers		Saves / shots									
#	Surname and name	Tot.	%	9m	6m	Wing	7m	FB	Brk.	LD	
1	IMAI Hiroto	1/2	50				1/2				
12	OYAMA Shogo	10/30	33	4/9	1/5	3/6		0/3	2/7		
	TOTAL	11/32	34	4/9	1/5	3/6	1/2	1/3	2/7	0/0	

Coach: Shinnosuke Uematsu

Number of attacks: 59, Efficiency: 63%, Average Duration: 30.56 seconds

## Attack by type of defense

	Shots	9m	6m	Wing	TF	E7	E2
On def. 6-0	29/40	12/19	4/5	5/7	11	3	3
Fastbreak	1/2				0	0	0

## Defense by type

	Total	9m	6m	Wing	Stl.	C7	2m
Def. 6-0	17/39	5/20	4/5	3/6	4	2	2
Fastbreak	3/3				0	0	0

## Attack with superiority / minority / goalkeeper out

	Attack				Reaction		
	Att.	Eff.	Shots	TF	FB	LD	Tot.
6 on 6 (GK out)	3	67%	2/2	1	0/0	1/1	1/1
6 on 6	48	65%	31/40	8			
5 on 6	2	0%	0/1	1			
6 on 5	6	67%	4/5	1			

Player superiority / GK out counted at the end of attack (in case it changes during attack)

## Defense with superiority / minority / goalkeeper out

	Attack				Reaction		
	Att.	Eff.	Shots	TF	FB	LD	Tot.
7 on 6 (GK out)	5	40%	2/4	1	0/0	1/1	1/1
7 on 5 (GK out)	1	100%	1/1	0	0/0	0/0	0/0
6 on 6 (GK out)	1	0%	0/0	1	0/0	1/1	1/1
6 on 6	45	38%	17/35	10			
6 on 5	3	33%	1/3	0			
5 on 6	3	67%	2/3	0			

Numbers show attacking numbers of opponent. Lower efficiency of opponent means better defense of this team

# Jersey number Tot. Total shooting 6m 6m (line) shooting 9m 9m shooting Wng Wing shooting FB Fastbreak sh. 7m 7m penalty sh.  
Brk. Breakthrough sh. LD Long distance sh. As. Assists PC Pass clear chance E7 Earned 7m pen. TF Technical faults St. Steals  
2m 2m punishments C7. Committed 7m E2 Earned 2m pun. YC. Yellow cards R/B Red/Blue cards Blk. Blocks S Starting Line-up

Handball statistics and livescore by Toma-soft ltd (www.toma-soft.hr)



# 24th IHF Men's Junior (U21) World Championship

Germany / Greece  
President's Cup II, 2. round



## Match Team Statistics

Match No. 69

**Kuwait 23 - 37 Japan**

(16 - 19) (7 - 18)

26.6.2023. 11:00

Attendance: 3117

Swiss Life Hall

Referees: Yulian Goretsov (BUL) / Georgi Doychinov (BUL)

## Shot distribution by player

<b>2 T. Otake</b> 3/3 2/2 2/2 1/1 1 post	<b>3 F. Takahashi</b> 1/2 1/1 6/6	<b>4 N. Fujisaka</b> 0/1 1/1 0/1 3/4 1 block	<b>5 S. Izumoto</b> 0/1 1/1 1/2 2/2	<b>7 R. Arase</b> 1/1 1/1	<b>8 S. Habuchi</b>	<b>9 K. Oura</b> 0/1
<b>10 R. Nakajima</b> 1/1 lob	<b>13 K. Hosoda</b> 1/1 lob	<b>15 Y. Kitagawa</b> 1/1	<b>19 S. Irei</b> 2/2	<b>20 S. Arai</b> 1/1 0/1	<b>21 A. Inoue</b>	<b>25 T. Hayashibara</b>

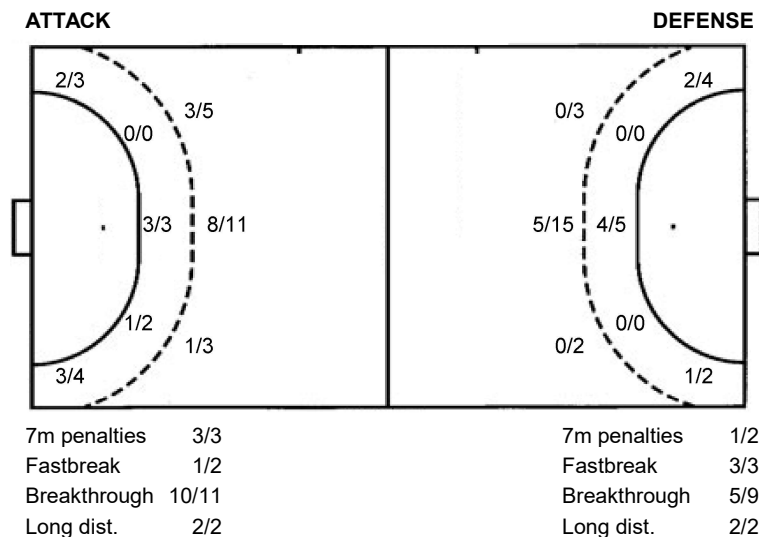
## TOTAL

6/6	3/6	4/4
	1/1	3/5
3/4	3/4	12/14
2 post 1 block 2/2 lob		

## Saves distribution goalkeepers

<b>1 H. Imai</b> 1/1	<b>12 S. Oyama</b> 0/5 3/3 0/4 1/4 1/1 0/3 1/1 4/7	<b>TOTAL</b> 0/5 3/3 1/5 1/4 1/1 0/3 1/2 4/7
-------------------------	-------------------------------------------------------	-------------------------------------------------

## Shots by position



## Shooting statistics

Position	Goals	Sav.	Miss.	Post	Blk.	Total	%
Back (9m)	12	6	0	0	1	19	63
Line (6m)	4	1	0	0	0	5	80
Wing	5	1	0	1	0	7	71
7m penalties	3	0	0	0	0	3	100
Fastbreak	1	1	0	0	0	2	50
Breakthrough	10	0	0	1	0	11	91
Total	35	9	0	2	1	47	74

#	Jersey number	Tot.	Total shooting	6m	6m (line) shooting	9m	9m shooting	Wng	Wing shooting	FB	Fastbreak sh.	7m	7m penalty sh.
Brk.	Breakthrough sh.	LD	Long distance sh.	As.	Assists	PC	Pass clear chance	E7	Earned 7m pen.	TF	Technical faults	St.	Steals
2m	2m punishments	C7.	Committed 7m	E2	Earned 2m pun.	YC.	Yellow cards	R/B	Red/Blue cards	Blk.	Blocks	S	Starting Line-up

Handball statistics and livescore by Toma-soft ltd (www.toma-soft.hr)

Handball statistics and livescore by Toma-soft Ltd ([www.toma-soft.hr](http://www.toma-soft.hr))