



24th IHF Men's Junior (U21) World Championship

Germany / Greece

President's Cup I, 2. round



Match Team Statistics

Match No. 66

USA 25 - 24 Libya

(14 - 10) (11 - 14)

26.6.2023. 13:15

Attendance: 400

GETEC Arena

Referees: Mathias Sosa (URU) / Cristian Lemes (URU)

USA

#	Surname and name	S	Goals / shots								Attack					Def.			Penalties			TP				
			Tot.	%	9m	6m	Wing	7m	FB	Brk.	LD	As.	PC	E7	E2	TF	St.	C7	Blk	YC	2m		R	B		
2	PHILLIPS Gary		4/6	67		0/1	3/4			1/1													2			29:24
3	PROCTOR Samuel																1									25:24
4	KARRER Loic		3/5	60			2/4			1/1													1			19:40
5	MILLER Mark		1/3	33	0/1					0/1	1/1					2										9:39
6	WALKER Matisse		4/6	67	4/6										2	3	1	2	2							32:46
8	GORDON Evan																									23:02
9	ROBERTSON Elliot	S	0/1	0		0/1									1	3		1	2							21:31
10	HUNYADI Dániel	S	3/4	75		2/3				1/1							2	1		2	1					55:47
11	EDWARDS Benjamin	S	4/9	44	1/4	0/1			2/3		1/1				5	2		1	3	1				1		42:17
12	HASHIM Mohmoud	S																								22:54
14	GRABNER Nepomuk	S	1/2	50	1/1	0/1													1							10:06
15	REED Connor	S																2	1	1	1	2				14:55
16	WIDE Grayson														1											31:17
17	MORAWSKI Tristan		1/6	17			0/4				1/2									1				1		15:53
19	MCCAULEY Maksim		0/1	0	0/1														1							25:30
31	EDWARDS Oliver	S	4/7	57	0/1		1/2	1/1	2/2						2					1						39:55
	Team / bench																									
	UKUPNO		25/50	50	6/14	2/7	6/14	3/4	5/6	3/4	0/1				9	12	4	5	9	7	5	1	1	7	0	0

#	Surname and name	Saves / shots								
		Tot.	%	9m	6m	Wing	7m	FB	Brk.	LD
12	HASHIM Mohmoud	6/17	35	3/8	2/3		0/3	1/2	0/1	
16	WIDE Grayson	10/21	48	3/4	2/4	3/6	1/2	0/2	1/3	
	TOTAL	16/38	42	6/12	4/7	3/6	1/5	1/4	1/4	0/0

Coach: Danilo Rojevic

Number of attacks: 57, Efficiency: 44%, Average Duration: 32.17 seconds

Attack by type of defense

	Shots	9m	6m	Wing	TF	E7	E2
On def. 6-0	13/25	5/12	0/1	6/9	8	2	4
On def. 5-1	3/10	1/1	1/4	0/4	1	2	1
On def. press.	1/4	0/1	1/2	0/1	0	0	0
Fastbreak	5/6				0	0	0

Defense by type

	Total	9m	6m	Wing	Stl.	C7	2m
Def. 6-0	4/6	2/3	0/1	2/2	3	1	1
Def. 5-1	9/25	4/11	2/6	1/4	4	4	6
Def. 3-2-1	2/3	0/1	1/1	0/0	0	0	0
Fastbreak	3/4				0	0	0

Attack with superiority / minority / goalkeeper out

	Attack				Reaction		
	Att.	Eff.	Shots	TF	FB	LD	Tot.
7 on 6 (GK out)	3	33%	1/3	0	1/1	0/0	1/1
6 on 6 (GK out)	4	25%	1/4	0	0/0	1/1	1/1
6 on 5 (GK out)	3	67%	2/2	1	0/0	1/1	1/1
6 on 6	34	56%	19/28	6			
6 on 5	9	11%	1/7	2			
5 on 6	4	25%	1/4	0			

Player superiority / GK out counted at the end of attack (in case it changes during attack)

Defense with superiority / minority / goalkeeper out

	Attack				Reaction		
	Att.	Eff.	Shots	TF	FB	LD	Tot.
7 on 6 (GK out)	3	33%	1/2	1	3/3	0/0	3/3
6 on 6 (GK out)	3	0%	0/2	1	0/0	0/1	0/1
6 on 6	36	39%	14/24	12			
5 on 6	3	33%	1/3	0			
7 on 5 (GK out)	3	67%	2/3	0	0/0	0/0	0/0
6 on 5	7	71%	5/6	1			
5 on 5	2	50%	1/2	0			
6 on 4	1	0%	0/1	0			

Numbers show attacking numbers of opponent. Lower efficiency of opponent means better defense of this team

Jersey number Tot. Total shooting 6m 6m (line) shooting 9m 9m shooting Wng Wing shooting FB Fastbreak sh. 7m 7m penalty sh.
 Brk. Breakthrough sh. LD Long distance sh. As. Assists PC Pass clear chance E7 Earned 7m pen. TF Technical faults St. Steals
 2m 2m punishments C7. Committed 7m E2 Earned 2m pun. YC. Yellow cards R/B Red/Blue cards Blk. Blocks S Starting Line-up



24th IHF Men's Junior (U21) World Championship

Germany / Greece

President's Cup I, 2. round



Match Team Statistics

Match No. 66

USA 25 - 24 Libya

(14 - 10) (11 - 14)

26.6.2023. 13:15

Attendance: 400

GETEC Arena

Referees: Mathias Sosa (URU) / Cristian Lemes (URU)

Shot distribution by player

2 G. Phillips 1/1 0/1 1/1 2/3	3 S. Proctor 1/1 0/1 0/1 1/1 1/2 1/1 1 miss. 1 block	4 L. Karrer 2/2 0/2 1/1	5 M. Miller 0/1 0/1 1/1	6 M. Walker 1/1 1/1 1/1 1/1 1/1 1 post 1 block	8 E. Gordon	9 E. Robertson 1 miss.	10 D. Hunyadi 0/1 2/2 1/1	11 B. Edwards 1/1 0/1 0/1 1/1 1/2 1/1 1 miss. 1 block	14 N. Grabner 0/1 1/1	15 C. Reed	17 T. Morawski 0/1 1/2 0/2 1 miss.	19 M. Mccauley 0/1	31 O. Edwards 1/1 2/2 1/1 1 post 2 miss.
---	--	-----------------------------------	-----------------------------------	--	--------------------	----------------------------------	--	---	---------------------------------	-------------------	--	------------------------------	--

TOTAL

4/4	0/1	1/1
3/6	0/5	4/7
8/9	3/6	2/2

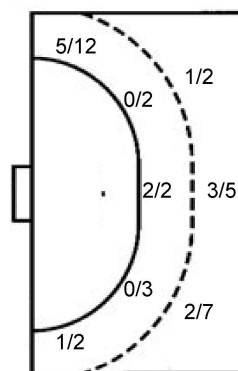
2 post 5 miss. 2 block

Saves distribution goalkeepers

12 M. Hashim 1/1 0/1 0/2 1/2 1/4 2/2 1/5	16 G. Wide 0/1 1/2 0/1 2/2 4/4 0/1 0/2 2/4 1/2	TOTAL 0/1 2/3 0/2 2/4 5/6 0/1 1/6 4/6 2/7
--	--	---

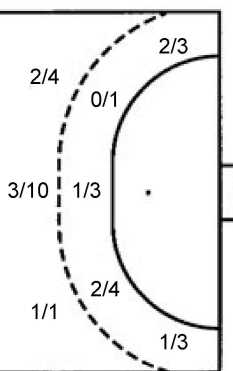
Shots by position

ATTACK



7m penalties 3/4
Fastbreak 5/6
Breakthrough 3/4
Long dist. 0/1

DEFENSE



7m penalties 4/5
Fastbreak 3/4
Breakthrough 3/5
Long dist. 2/2

Shooting statistics

Position	Goals	Sav.	Miss.	Post	Blk.	Total	%
Back (9m)	6	3	2	1	2	14	43
Line (6m)	2	4	1	0	0	7	29
Wing	6	6	1	1	0	14	43
7m penalties	3	1	0	0	0	4	75
Fastbreak	5	1	0	0	0	6	83
Breakthrough	3	1	0	0	0	4	75
Total	25	16	4	2	2	49	51

Jersey number Tot. Total shooting 6m 6m (line) shooting 9m 9m shooting Wng Wing shooting FB Fastbreak sh. 7m 7m penalty sh.
Brk. Breakthrough sh. LD Long distance sh. As. Assists PC Pass clear chance E7 Earned 7m pen. TF Technical faults St. Steals
2m 2m punishments C7. Committed 7m E2 Earned 2m pun. YC. Yellow cards R/B Red/Blue cards Blk. Blocks S Starting Line-up



24th IHF Men's Junior (U21) World Championship

Germany / Greece
President's Cup I, 2. round



Match Team Statistics
Match No. 66

USA 25 - 24 Libya
(14 - 10) (11 - 14)

26.6.2023. 13:15
Attendance: 400
GETEC Arena

Referees: Mathias Sosa (URU) / Cristian Lemes (URU)

Libya

#	Surname and name	S	Goals / shots									Attack				Def.			Penalties				TP				
			Tot.	%	9m	6m	Wing	7m	FB	Brk.	LD	As.	PC	E7	E2	TF	St.	C7	Blk	YC	2m	R		B			
2	ELAHRASH Khalid																										
5	ABDULLAH Buojaylah	S	0/4	0	0/3	0/1								2	1	1	2	1							1		42:25
8	KARSHMAN Almuetasim	S	0/4	0	0/2									1		1	1	5	1		1						38:45
9	ALSHUWAYHIDI Mohammed		1/2	50		1/2								2						1				2			22:37
10	HIREEBISH Abdullah	S	13/18	72	5/8	1/3			1/1	3/3	3/3			1			2	4	2		1						59:45
11	IRWAYHAH Wael	S	5/8	63			2/3	3/4	0/1							1											57:37
13	YAHY Muetazballah													1						2				1			19:46
14	ALI Hammam																										
15	ALSHIBLI Muwayyid																										8:13
16	ALABASI Abd Alraouf	S	1/1	100													1	1									54:48
32	MUAMER Ibrahim	S	1/2	50		1/2										2		1		1							60:00
33	SHATSHOUT Almuntasir																										
35	ABDULJALIL Mohammed																							1			8:14
63	ALSHAYKHI Zakariya																										
77	SAEID Mahmoud																										
88	GHAREEBAH Amyn	S	3/6	50	1/2		1/3											2									47:50
	Team / bench																										
	UKUPNO		24/45	53	6/15	3/8	3/6	4/5	3/4	3/5	2/2			5	3	5	6	15	3	4	2	0	5	0	0		

#	Surname and name	Saves / shots								
		Tot.	%	9m	6m	Wing	7m	FB	Brk.	LD
16	ALABASI Abd Alraouf	16/41	39	3/9	4/6	6/12	1/4	1/6	1/4	
63	ALSHAYKHI Zakariya									
	TOTAL	16/41	39	3/9	4/6	6/12	1/4	2/6	1/4	0/0

Coach: Hedi Guiga

Number of attacks: 58, Efficiency: 41%, Average Duration: 29.98 seconds

Attack by type of defense

	Shots	9m	6m	Wing	TF	E7	E2
On def. 6-0	4/6	2/3	0/1	2/2	8	1	1
On def. 5-1	9/25	4/11	2/6	1/4	7	4	5
On def. 3-2-1	2/3	0/1	1/1	0/0	0	0	0
Fastbreak	3/4				0	0	0

Defense by type

	Total	9m	6m	Wing	Stl.	C7	2m
Def. 6-0	13/25	5/12	0/1	6/9	3	2	4
Def. 5-1	3/10	1/1	1/4	0/4	0	2	1
Def. press.	1/4	0/1	1/2	0/1	0	0	0
Fastbreak	5/6				0	0	0

Attack with superiority / minority / goalkeeper out

	Attack				Reaction		
	Att.	Eff.	Shots	TF	FB	LD	Tot.
7 on 6 (GK out)	3	33%	1/2	1	3/3	0/0	3/3
6 on 6 (GK out)	3	0%	0/2	1	0/0	0/1	0/1
6 on 6	36	39%	14/24	12			
5 on 6	3	33%	1/3	0			
7 on 5 (GK out)	3	67%	2/3	0	0/0	0/0	0/0
6 on 5	7	71%	5/6	1			
5 on 5	2	50%	1/2	0			
6 on 4	1	0%	0/1	0			

Player superiority / GK out counted at the end of attack (in case it changes during attack)

Defense with superiority / minority / goalkeeper out

	Attack				Reaction		
	Att.	Eff.	Shots	TF	FB	LD	Tot.
7 on 6 (GK out)	3	33%	1/3	0	1/1	0/0	1/1
6 on 6 (GK out)	4	25%	1/4	0	0/0	1/1	1/1
6 on 5 (GK out)	3	67%	2/2	1	0/0	1/1	1/1
6 on 6	34	56%	19/28	6			
6 on 5	9	11%	1/7	2			
5 on 6	4	25%	1/4	0			

Numbers show attacking numbers of opponent. Lower efficiency of opponent means better defense of this team

Jersey number Tot. Total shooting 6m 6m (line) shooting 9m 9m shooting Wng Wing shooting FB Fastbreak sh. 7m 7m penalty sh.
Brk. Breakthrough sh. LD Long distance sh. As. Assists PC Pass clear chance E7 Earned 7m pen. TF Technical faults St. Steals
2m 2m punishments C7. Committed 7m E2 Earned 2m pun. YC. Yellow cards R/B Red/Blue cards Blk. Blocks S Starting Line-up



24th IHF Men's Junior (U21) World Championship

Germany / Greece

President's Cup I, 2. round



Match Team Statistics

Match No. 66

USA 25 - 24 Libya

(14 - 10) (11 - 14)

26.6.2023. 13:15

Attendance: 400

GETEC Arena

Referees: Mathias Sosa (URU) / Cristian Lemes (URU)

Shot distribution by player

2 K. Elahrash	5 B. Abdullah	8 A. Karshman	9 M. Alshuwayhidi	10 A. Hireebish	11 W. Irwayhah	13 M. Yahy
		0/1		1/1 2/2		
	0/1	0/1		1/1 1/2 1/1	0/1 0/1	
	0/2 0/1		1/1	2/2 1/3 4/5	2/3 1/1	
		1 post 1 block	1 miss.	1 miss.	2/2 lob	
14 H. Ali	15 M. Alshibli	32 I. Muamer	33 A. Shatshout	35 M. Abduljalil	77 M. Saeid	88 A. Ghareebah
		0/1				1/1 1/2
		1/1				1/1 0/1
						1 post

TOTAL

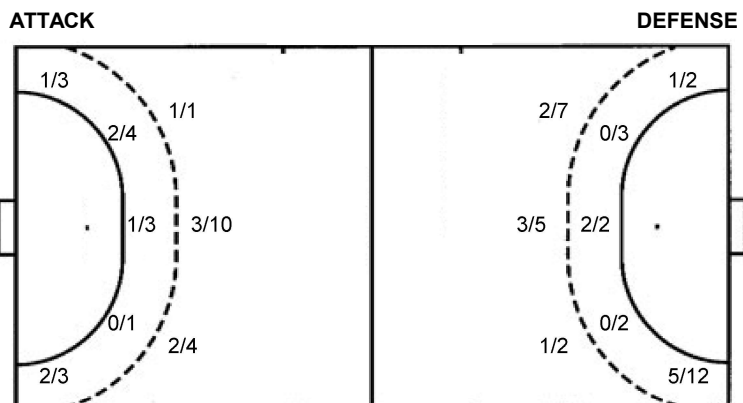
1/1	2/4	2/2
2/4	1/6	1/1
5/6	2/6	5/7

2 post 2 miss. 1 block 2/2 lob

Saves distribution goalkeepers

16 A. Alabasi	63 Z. Alshaykhi	TOTAL
0/4 1/1 0/1		0/4 1/1 0/1
3/6 5/5 3/7		3/6 5/5 3/7
1/9 3/6 0/2		1/9 3/6 0/2

Shots by position



7m penalties	4/5	7m penalties	3/4
Fastbreak	3/4	Fastbreak	5/6
Breakthrough	3/5	Breakthrough	3/4
Long dist.	2/2	Long dist.	0/1

Shooting statistics

Position	Goals	Sav.	Miss.	Post	Blk.	Total	%
Back (9m)	6	6	1	1	1	15	40
Line (6m)	3	4	1	0	0	8	38
Wing	3	3	0	0	0	6	50
7m penalties	4	1	0	0	0	5	80
Fastbreak	3	1	0	0	0	4	75
Breakthrough	3	1	0	1	0	5	60
Total	22	16	2	2	1	43	51

Jersey number Tot. Total shooting 6m 6m (line) shooting 9m 9m shooting Wng Wing shooting FB Fastbreak sh. 7m 7m penalty sh.
 Brk. Breakthrough sh. LD Long distance sh. As. Assists PC Pass clear chance E7 Earned 7m pen. TF Technical faults St. Steals
 2m 2m punishments C7. Committed 7m E2 Earned 2m pun. YC. Yellow cards R/B Red/Blue cards Blk. Blocks S Starting Line-up

