



# 24th IHF Men's Junior (U21) World Championship

Germany / Greece  
Main Round IV, 1. round



Match Team Statistics  
Match No. 63

Iceland 29 - 28 Greece  
(14 - 15) (15 - 13)

25.6.2023. 17:30  
Attendance: 480  
Rentis Sport Hall "Melina  
Merkouri"

Referees: Amar Konjicanin (BIH) / Dino Konjicanin (BIH)

## Iceland

#	Surname and name	S	Goals / shots							Attack				Def.			Penalties				TP				
			Tot.	%	9m	6m	Wing	7m	FB	Brk.	LD	As.	PC	E7	E2	TF	St.	C7	Blk	YC		2m	R	B	
1	SIGURJÓNSSON Brynjar Vignir																							17:28	
2	ÁSTTHÓRSSON Guðmundur Bragi	S	0/5	0	0/2			0/1																27:24	
3	ADALSTEINSSON Einar Bragi	S	2/4	50	0/2					1/1	1/1												1	45:23	
4	RUNARSSON Andri Mar		6/11	55	0/4					1/1	5/6				1									46:13	
5	GUNNARSSON Thorsteinn Leó		0/1	0		0/1																		7:46	
8	THÓRISSON Tryggvi	S	3/4	75		2/3				1/1					1								2	55:59	
9	GÚSTAFSSON Ísak																							12:04	
10	ÓSKARSSON Benedikt Gunnar		6/11	55	0/1			4/4		2/5	0/1				4									27:57	
11	FINNSSON Andri																							2:07	
16	THORSTENSEN Adam	S													2									27:06	
17	JÓNASSON Kristófer Máni	S	6/6	100	1/1		2/2		2/2	1/1					1								2	34:50	
18	GUDJÓNSSON Símon Michael	S	5/7	71			4/6		1/1						1		1							53:03	
19	ANDRASON Jóhannes Berg	S													1								1	26:33	
20	VIDARSSON Arnór		0/1	0				0/1							1		1	1						31:10	
31	ÓRVARSSON Róbert Snar																								
32	ARNALDS Stefán Orri		1/1	100					1/1							2	1							4:57	
	Team / bench																								
	UKUPNO		29/51	57	1/10	2/4	6/9	4/4	5/6	10/16	1/2				11	1	4	5	10	1	0	2	0	4	0

#	Surname and name	Saves / shots								
		Tot.	%	9m	6m	Wing	7m	FB	Brk.	LD
1	SIGURJÓNSSON Brynjar Vignir	3/13	23	0/5	3/5			0/1	0/2	
16	THORSTENSEN Adam	7/25	28	7/14	0/4	0/3		0/1	0/3	
	TOTAL	10/38	26	7/19	3/9	0/3	0/0	0/2	0/5	0/0

Coach: Einar Andri Einarsson

Number of attacks: 54, Efficiency: 54%, Average Duration: 33.77 seconds

### Attack by type of defense

	Shots	9m	6m	Wing	TF	E7	E2
On def. 6-0	19/39	1/10	2/4	6/9	9	4	5
On def. press.	0/0	0/0	0/0	0/0	1	0	0
Fastbreak	5/6				0	0	0

### Defense by type

	Total	9m	6m	Wing	Stl.	C7	2m
Def. 6-0	23/40	10/23	6/10	3/3	0	0	4
Def. 5-1	3/5	2/3	0/1	0/0	1	0	0
Fastbreak	2/2				0	0	0

### Attack with superiority / minority / goalkeeper out

	Attack				Reaction		
	Att.	Eff.	Shots	TF	FB	LD	Tot.
6 on 6 (GK out)	3	0%	0/2	1	1/1	0/0	1/1
6 on 5 (GK out)	1	0%	0/1	0	0/0	0/0	0/0
6 on 6	39	56%	22/31	8			
6 on 5	8	63%	5/7	1			
6 on 4	1	100%	1/1	0			
5 on 5	2	50%	1/2	0			

Player superiority / GK out counted at the end of attack (in case it changes during attack)

### Defense with superiority / minority / goalkeeper out

	Attack				Reaction		
	Att.	Eff.	Shots	TF	FB	LD	Tot.
7 on 6 (GK out)	2	50%	1/1	1	0/0	0/0	0/0
6 on 6 (GK out)	2	50%	1/1	1	0/1	1/1	1/2
6 on 6	38	47%	18/31	7			
5 on 6	3	33%	1/3	0			
6 on 5 (GK out)	2	50%	1/1	1	0/0	0/0	0/0
6 on 5	6	100%	6/6	0			

Numbers show attacking numbers of opponent. Lower efficiency of opponent means better defense of this team

# Jersey number Tot. Total shooting 6m 6m (line) shooting 9m 9m shooting Wng Wing shooting FB Fastbreak sh. 7m 7m penalty sh.  
Brk. Breakthrough sh. LD Long distance sh. As. Assists PC Pass clear chance E7 Earned 7m pen. TF Technical faults St. Steals  
2m 2m punishments C7. Committed 7m E2 Earned 2m pun. YC. Yellow cards R/B Red/Blue cards Blk. Blocks S Starting Line-up



# 24th IHF Men's Junior (U21) World Championship

Germany / Greece  
Main Round IV, 1. round



## Match Team Statistics

Match No. 63

## Iceland 29 - 28 Greece

(14 - 15) (15 - 13)

25.6.2023. 17:30

Attendance: 480

Rentis Sport Hall "Melina Merkouri"

Referees: Amar Konjicanin (BIH) / Dino Konjicanin (BIH)

### Shot distribution by player

#### 2 G. Ástthórsson

0/1		
0/2	0/1	0/1

#### 3 E. Adalsteinsson

	1/3	

1/1 lob

#### 4 A. Runarsson

		1/2
0/1	0/1	
	2/2	3/3

1 miss. 1 block

#### 5 T. Gunnarsson


1 post

#### 8 T. Thórisson

2/2		1/1
	0/1	

#### 9 Í. Gústafsson


#### 10 B. Óskarsson

1/1		1/1
1/2		1/1
1/1		1/3

1 post 1 miss.

#### 11 A. Finnsson


#### 17 K. Jónasson

	1/1	1/1
	1/1	1/1
1/1		1/1

#### 18 S. Guðjónsson

1/1		3/3
0/2		
		1/1

#### 19 J. Andrason


#### 20 A. Vidarsson


1 miss.

#### 31 R. Örvarsson


#### 32 S. Arnalds

		1/1

### TOTAL

4/4	1/1	7/8
1/6	2/5	2/2
2/4	2/4	7/10

2 post 3 miss. 1 block 1/1 lob

### Saves distribution goalkeepers

#### 1 B. Sigurjónsson

		0/3
	2/2	0/2
	0/2	1/4

#### 16 A. Thorstensen

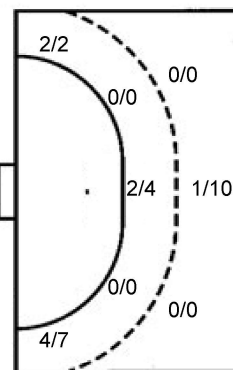
1/4		0/5
	2/2	1/3
1/4	2/3	0/4

#### TOTAL

1/4		0/8
	4/4	1/5
1/4	2/5	1/8

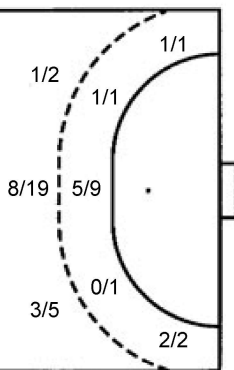
### Shots by position

#### ATTACK



7m penalties 4/4  
Fastbreak 5/6  
Breakthrough 10/16  
Long dist. 1/2

#### DEFENSE



7m penalties 0/0  
Fastbreak 2/2  
Breakthrough 5/5  
Long dist. 0/0

### Shooting statistics

Position	Goals	Sav.	Miss.	Post	Blk.	Total	%
Back (9m)	1	7	1	0	1	10	10
Line (6m)	2	1	0	1	0	4	50
Wing	6	3	0	0	0	9	67
7m penalties	4	0	0	0	0	4	100
Fastbreak	5	0	1	0	0	6	83
Breakthrough	10	5	0	1	0	16	63
<b>Total</b>	<b>28</b>	<b>16</b>	<b>2</b>	<b>2</b>	<b>1</b>	<b>49</b>	<b>57</b>

# Jersey number Tot. Total shooting 6m 6m (line) shooting 9m 9m shooting Wng Wing shooting FB Fastbreak sh. 7m 7m penalty sh.  
Brk. Breakthrough sh. LD Long distance sh. As. Assists PC Pass clear chance E7 Earned 7m pen. TF Technical faults St. Steals  
2m 2m punishments C7. Committed 7m E2 Earned 2m pun. YC. Yellow cards R/B Red/Blue cards Blk. Blocks S Starting Line-up

Handball statistics and livescore by Toma-soft ltd (www.toma-soft.hr)



# 24th IHF Men's Junior (U21) World Championship

Germany / Greece  
Main Round IV, 1. round



Match Team Statistics  
Match No. 63

Iceland 29 - 28 Greece  
(14 - 15) (15 - 13)

25.6.2023. 17:30  
Attendance: 480  
Rentis Sport Hall "Melina Merkouri"

Referees: Amar Konjicanin (BIH) / Dino Konjicanin (BIH)

## Greece

#	Surname and name	S	Goals / shots							Attack				Def.			Penalties				TP			
			Tot.	%	9m	6m	Wing	7m	FB	Brk.	LD	As.	PC	E7	E2	TF	St.	C7	Blk	YC		2m	R	B
1	BAMPATZANIDIS Dimitrios	S																						56:16
6	PANAGIOTOU Dimitrios	S	1/1	100	1/1																		1	15:56
7	PAPAGIANNIS Christos	S	2/2	100			1/1		1/1														1	51:37
10	DIKAIOLIAS Nikolaos Marios	S	2/4	50		2/4																		35:58
11	PAPAZOGLU Athanasios		4/7	57	1/4																			34:44
12	NIKOLINTAIS Filippos																							0:15
13	KOTSIONIS Konstantinos	S	2/3	67	0/1																			17:03
14	KYRIAKIDIS Konstantinos																							
15	TOSKAS Achilleas	S	7/13	54	7/12	0/1																		36:48
18	ALEXANDRIDIS Pantelis-Leonidas		0/2	0	0/2																			34:46
20	ANASTASIOU Eleftherios		0/1	0	0/1																			15:11
21	VASILEIOU TSAFOS Ioannis	S	2/2	100		2/2																		35:20
30	SINA Armando																							1:22
34	GEROULANOS Andreas		3/5	60	3/5																			20:50
55	PAGIATIS Eleftherios		5/6	83		4/5			1/1															43:36
77	TZORTZINIS Nikolaos		0/1	0		0/1																		20:18
	Team / bench																							
	UKUPNO		28/47	60	12/26	6/11	3/3	0/0	2/2	5/5	0/0	10	5	0	4	10	2	4	1	1	5	1	0	

#	Surname and name	Saves / shots								
		Tot.	%	9m	6m	Wing	7m	FB	Brk.	LD
1	BAMPATZANIDIS Dimitrios	16/43	37	7/8	1/3	3/9	0/2	0/5	5/15	0/1
12	NIKOLINTAIS Filippos	0/2	0				0/2			
	TOTAL	16/45	36	7/8	1/3	3/9	0/4	0/5	5/15	0/1

Coach: Nikolaos Georgiadis

Number of attacks: 53, Efficiency: 53%, Average Duration: 36.14 seconds

### Attack by type of defense

	Shots	9m	6m	Wing	TF	E7	E2
On def. 6-0	23/40	10/23	6/10	3/3	8	0	4
On def. 5-1	3/5	2/3	0/1	0/0	2	0	0
Fastbreak	2/2				0	0	0

### Defense by type

	Total	9m	6m	Wing	Stl.	C7	2m
Def. 6-0	19/39	1/10	2/4	6/9	2	4	5
Def. press.	0/0	0/0	0/0	0/0	0	0	0
Fastbreak	5/6				0	0	0

### Attack with superiority / minority / goalkeeper out

	Attack				Reaction		
	Att.	Eff.	Shots	TF	FB	LD	Tot.
7 on 6 (GK out)	2	50%	1/1	1	0/0	0/0	0/0
6 on 6 (GK out)	2	50%	1/1	1	0/1	1/1	1/2
6 on 6	38	47%	18/31	7			
5 on 6	3	33%	1/3	0			
6 on 5 (GK out)	2	50%	1/1	1	0/0	0/0	0/0
6 on 5	6	100%	6/6	0			

Player superiority / GK out counted at the end of attack (in case it changes during attack)

### Defense with superiority / minority / goalkeeper out

	Attack				Reaction		
	Att.	Eff.	Shots	TF	FB	LD	Tot.
6 on 6 (GK out)	3	0%	0/2	1	1/1	0/0	1/1
6 on 5 (GK out)	1	0%	0/1	0	0/0	0/0	0/0
6 on 6	39	56%	22/31	8			
6 on 5	8	63%	5/7	1			
6 on 4	1	100%	1/1	0			
5 on 5	2	50%	1/2	0			

Numbers show attacking numbers of opponent. Lower efficiency of opponent means better defense of this team

# Jersey number Tot. Total shooting 6m 6m (line) shooting 9m 9m shooting Wng Wing shooting FB Fastbreak sh. 7m 7m penalty sh.  
Brk. Breakthrough sh. LD Long distance sh. As. Assists PC Pass clear chance E7 Earned 7m pen. TF Technical faults St. Steals  
2m 2m punishments C7. Committed 7m E2 Earned 2m pun. YC. Yellow cards R/B Red/Blue cards Blk. Blocks S Starting Line-up



# 24th IHF Men's Junior (U21) World Championship

Germany / Greece  
Main Round IV, 1. round



## Match Team Statistics

Match No. 63

## Iceland 29 - 28 Greece

(14 - 15) (15 - 13)

25.6.2023. 17:30

Attendance: 480

Rentis Sport Hall "Melina Merkouri"

Referees: Amar Konjicanin (BIH) / Dino Konjicanin (BIH)

### Shot distribution by player

#### 6 D. Panagiotou

		1/1

#### 7 C. Papagiannis

		2/2

#### 10 N. Dikaioulias

		1/1
	0/1	1/1
		0/1

#### 11 A. Papazoglou

1/1		
	0/2	
1/1	1/1	1/1

1 block

#### 13 K. Kotsionis

		1/1
	0/1	1/1

#### 14 K. Kyriakidis


#### 15 A. Toskas

2/3		4/4
		0/1
0/1		1/1

2 miss. 1 block

#### 18 P. Alexandridis

0/1		

1 block

#### 20 E. Anastasiou


1 block

#### 21 I. Vasileiou Tsafos

		1/1
		1/1

#### 30 A. Sina


#### 34 A. Geroulanos

		1/1
		1/1
1/1		

2 miss.

#### 55 E. Pagiatis

	0/1	
1/1	2/2	2/2

#### 77 N. Tzortzinis


1 post

### TOTAL

3/4		8/8
	0/4	4/5
3/4	3/5	7/8

1 post 4 miss. 4 block

### Saves distribution goalkeepers

#### 1 D. Bampatzanidis

0/3	0/1	1/8
5/6	3/5	0/1
2/4	2/4	3/10

#### 12 F. Nikolintais

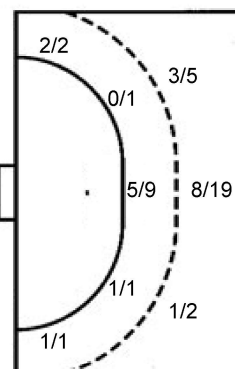
0/1		
		0/1

#### TOTAL

0/4	0/1	1/8
5/6	3/5	0/2
2/4	2/4	3/10

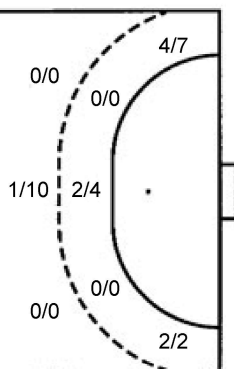
### Shots by position

#### ATTACK



7m penalties 0/0  
Fastbreak 2/2  
Breakthrough 5/5  
Long dist. 0/0

#### DEFENSE



7m penalties 4/4  
Fastbreak 5/6  
Breakthrough 10/16  
Long dist. 1/2

### Shooting statistics

Position	Goals	Sav.	Miss.	Post	Blk.	Total	%
Back (9m)	12	7	3	0	4	26	46
Line (6m)	6	3	1	1	0	11	55
Wing	3	0	0	0	0	3	100
7m penalties	0	0	0	0	0	0	0
Fastbreak	2	0	0	0	0	2	100
Breakthrough	5	0	0	0	0	5	100
<b>Total</b>	<b>28</b>	<b>10</b>	<b>4</b>	<b>1</b>	<b>4</b>	<b>47</b>	<b>60</b>

# Jersey number Tot. Total shooting 6m 6m (line) shooting 9m 9m shooting Wng Wing shooting FB Fastbreak sh. 7m 7m penalty sh.  
Brk. Breakthrough sh. LD Long distance sh. As. Assists PC Pass clear chance E7 Earned 7m pen. TF Technical faults St. Steals  
2m 2m punishments C7. Committed 7m E2 Earned 2m pun. YC. Yellow cards R/B Red/Blue cards Blk. Blocks S Starting Line-up

Handball statistics and livescore by Toma-soft ltd (www.toma-soft.hr)

