



24th IHF Men's Junior (U21) World Championship

Germany / Greece
President's Cup II, 1. round



Match Team Statistics
Match No. 53

Kuwait 38 - 26 Angola
(23 - 15) (15 - 11)

25.6.2023. 11:00
Attendance: 778
Swiss Life Hall

Referees: Denis Bolic (AUT) / Christoph Hurich (AUT)

Kuwait

Players			Goals / shots								Attack					Def.			Penalties				TP		
#	Surname and name	S	Tot.	%	9m	6m	Wing	7m	FB	Brk.	LD	As.	PC	E7	E2	TF	St.	C7	Blk	YC	2m	R		B	
1	ALJUWAIEED Ahmad					4/4													1						43:09
3	ALMOTAWAA Abdullah		4/4	100		4/4																			32:13
4	ALMASHARI Fawaz	S	1/1	100			1/1					1													41:33
8	HASHEM Said		4/4	100	2/2					2/2		5	1			1	1								27:00
10	HASSAN Abdulhadi		1/1	100						1/1		1							1						5:04
13	HUSSAIN Hassan	S	2/2	100	2/2							1		1		1		1					2		35:49
18	YAQOUB Yaqoub		1/1	100		1/1																			12:05
20	ABDULLAH Abdulrahman		0/1	0	0/1											1									6:57
22	BULAND Ali	S														1									5:37
23	ALDAWANI Saif	S	9/13	69	4/7			3/3		2/3		3		2	1	2	2	1							47:01
34	ALDASHTI Hamad	S																							12:06
44	ALENEZI Abdulrahman	S										1				1	1								28:45
55	ALSANAD Salman																								21:59
72	ALSHAMMARI Abdulrahman		2/3	67		2/3									1										24:52
77	ALSALEM Faraj	S	3/3	100			3/3												1				1		46:45
79	JAAFAR Ali		11/13	85	3/4					8/9		2				3									29:05
Team / bench																									
UKUPNO			38/46	83	11/16	7/8	4/4	3/3	0/0	13/15	0/0	14	1	3	2	10	4	4	1	1	2	0	0		

Goalkeepers		Saves / shots								
#	Surname and name	Tot.	%	9m	6m	Wing	7m	FB	Brk.	LD
1	ALJUWAIEED Ahmad	13/32	41	2/3	1/2	4/9	1/2	1/1	4/15	
34	ALDASHTI Hamad	2/8	25		1/2		0/2		1/4	
TOTAL		15/40	38	2/3	2/4	4/9	1/4	1/1	5/19	0/0

Coach: **Magdi Aboelmagd**

Number of attacks: 55, Efficiency: 69%, Average Duration: 31.91 seconds

Attack by type of defense

	Shots	9m	6m	Wing	TF	E7	E2
On def. 6-0	20/27	6/10	4/5	1/1	9	3	1
On def. 5-1	3/3	0/0	2/2	0/0	0	0	0
On def. 4-2	9/10	4/5	0/0	2/2	0	0	1
On def. 3-2-1	3/3	1/1	1/1	1/1	1	0	0
Fastbreak	0/0				0	0	0

Defense by type

	Total	9m	6m	Wing	Stl.	C7	2m
Def. 6-0	21/41	1/6	2/6	5/10	4	4	2
Fastbreak	0/2				0	0	0

Defense with superiority / minority / goalkeeper out

	Attack				Reaction		
	Att.	Eff.	Shots	TF	FB	LD	Tot.
7 on 6 (GK out)	8	63%	5/8	0	0/0	0/0	0/0
6 on 6 (GK out)	3	33%	1/2	1	0/0	0/0	0/0
6 on 6	39	46%	18/33	6			
6 on 5	5	40%	2/3	2			

Numbers show attacking numbers of opponent. Lower efficiency of opponent means better defense of this team

Attack with superiority / minority / goalkeeper out

	Attack				Reaction		
	Att.	Eff.	Shots	TF	FB	LD	Tot.
7 on 6 (GK out)	8	100%	8/8	0	0/0	0/0	0/0
7 on 5 (GK out)	2	100%	2/2	0	0/0	0/0	0/0
6 on 6 (GK out)	3	67%	2/3	0	0/0	1/1	1/1
6 on 6	38	58%	22/28	10			
6 on 5	3	100%	3/3	0			
5 on 6	1	100%	1/1	0			

Player superiority / GK out counted at the end of attack (in case it changes during attack)

Jersey number Tot. Total shooting 6m 6m (line) shooting 9m 9m shooting Wng Wing shooting FB Fastbreak sh. 7m 7m penalty sh.
Brk. Breakthrough sh. LD Long distance sh. As. Assists PC Pass clear chance E7 Earned 7m pen. TF Technical faults St. Steals
2m 2m punishments C7. Committed 7m E2 Earned 2m pun. YC. Yellow cards R/B Red/Blue cards Blk. Blocks S Starting Line-up



24th IHF Men's Junior (U21) World Championship

Germany / Greece
President's Cup II, 1. round



Match Team Statistics

Match No. 53

Kuwait 38 - 26 Angola

(23 - 15) (15 - 11)

25.6.2023. 11:00

Attendance: 778

Swiss Life Hall

Referees: Denis Bolic (AUT) / Christoph Hurich (AUT)

Shot distribution by player

3 A. Almotawaa

		1/1
	1/1	
1/1		

1/1 lob

4 F. Almashari

		1/1

8 S. Hashem

1/1		
1/1	1/1	1/1

10 A. Hassan

		1/1

13 H. Hussain

		1/1
1/1		

18 Y. Yaqoub

	1/1	

20 A. Abdullah

1 miss.

22 A. Buland

23 S. Aldawani

		1/1
2/2		1/1
5/5		

2 post 1 miss. 1 block

44 A. Alenezi

55 S. Alsanad

72 A. Alshammari

2/2	0/1	

77 F. Alsalem

		3/3

79 A. Jaafar

3/3		1/1
1/1		0/1
1/1		5/5

1 block

TOTAL

4/4		4/4
3/3	1/1	1/2
11/11	2/3	11/11

2 post 2 miss. 2 block 1/1 lob

Saves distribution goalkeepers

1 A. Aljuwaieed

0/2	1/4	0/1
1/2	4/4	4/4
2/6	0/1	1/8

34 H. Aldashti

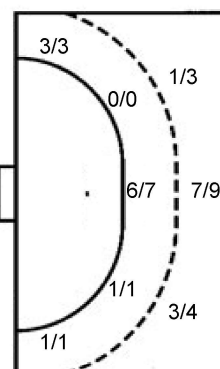
0/1		
		0/2
0/1	1/2	1/2

TOTAL

0/3	1/4	0/1
1/2	4/4	4/6
2/7	1/3	2/10

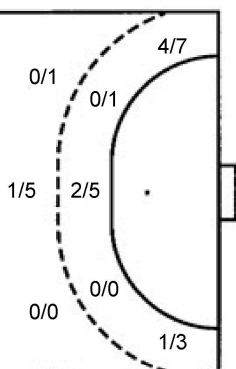
Shots by position

ATTACK



7m penalties 3/3
Fastbreak 0/0
Breakthrough 13/15
Long dist. 0/0

DEFENSE



7m penalties 3/4
Fastbreak 0/2
Breakthrough 14/20
Long dist. 1/2

Shooting statistics

Position	Goals	Sav.	Miss.	Post	Blk.	Total	%
Back (9m)	11	0	1	2	2	16	69
Line (6m)	7	1	0	0	0	8	88
Wing	4	0	0	0	0	4	100
7m penalties	3	0	0	0	0	3	100
Fastbreak	0	0	0	0	0	0	0
Breakthrough	13	1	1	0	0	15	87
Total	38	2	2	2	2	46	83

Jersey number Tot. Total shooting 6m 6m (line) shooting 9m 9m shooting Wng Wing shooting FB Fastbreak sh. 7m 7m penalty sh.
Brk. Breakthrough sh. LD Long distance sh. As. Assists PC Pass clear chance E7 Earned 7m pen. TF Technical faults St. Steals
2m 2m punishments C7. Committed 7m E2 Earned 2m pun. YC. Yellow cards R/B Red/Blue cards Blk. Blocks S Starting Line-up

Handball statistics and livescore by Toma-soft ltd (www.toma-soft.hr)



24th IHF Men's Junior (U21) World Championship

Germany / Greece
President's Cup II, 1. round



Match Team Statistics
Match No. 53

Kuwait 38 - 26 Angola
(23 - 15) (15 - 11)

25.6.2023. 11:00
Attendance: 778
Swiss Life Hall

Referees: Denis Bolic (AUT) / Christoph Hurich (AUT)

Angola

Players		Goals / shots									Attack				Def.			Penalties				TP				
#	Surname and name	S	Tot.	%	9m	6m	Wing	7m	FB	Brk.	LD	As.	PC	E7	E2	TF	St.	C7	Blk	YC	2m	R	B			
1	SALVADOR Virgilio Joao		0/1	0							0/1														10:27	
2	FIGUEIREDO Sergio Wagner Constantino Anib		7/9	78					0/1	7/8		1	4	2		3	1								34:15	
5	DOMINGOS Paulo Gaspar	S	1/2	50			1/2					1													32:02	
7	LISBOA Cristovao Teca	S	3/6	50			3/6																		48:26	
8	CHICOLA José Patricio De Carvalho	S	3/5	60		2/4					1/1			1		1			1		1				53:14	
9	PEDRO Nelson Domingos		1/1	100			1/1																		5:24	
10	SEBASTIAO Gabriel Garcia	S	2/5	40	0/1			0/1		2/3		2													19:37	
11	JOSÉ Ruben Gonçalves Ledi	S	8/12	67	0/2			3/3		5/7			1	1	1	2	1	1	1	1	1	1			56:54	
13	YAMBI David Tumba		0/1	0		0/1																			11:19	
16	GONGA Paulo Guiezi																								44:51	
19	GOMES Esteveo Nzuzi Da Silva	S																							16:08	
22	JOAO Euclides Faustino Cativa		0/1	0	0/1																				2:57	
29	CHIQUETE Elias Gomes		1/3	33	1/2	0/1									1		1	1							27:44	
30	DOMINGOS Pedro José	S	0/3	0			0/1		0/1	0/1		3	1			2		1							39:48	
35	DOMINGOS Reginaldo Manuel		0/1	0						0/1						1	1								13:11	
99	PEDRO Mateus De Almeida																								3:43	
	Team / bench																									
	UKUPNO		26/50	52	1/6	2/6	5/10	3/4	0/2	14/20	1/2	7	6	4	2	9	4	3	2	1	2	0	0			

Goalkeepers		Saves / shots								
#	Surname and name	Tot.	%	9m	6m	Wing	7m	FB	Brk.	LD
1	SALVADOR Virgilio Joao	0/9	0	0/3	0/1	0/2			0/3	
16	GONGA Paulo Guiezi	2/31	6	0/8	1/7	0/2	0/3		1/11	
	TOTAL	2/40	5	0/11	1/8	0/4	0/3	1/0	1/14	0/0

Coach: **Wiliam António Sebastiao De Almeida**

Number of attacks: 55, Efficiency: 47%, Average Duration: 33.45 seconds

Attack by type of defense

	Shots	9m	6m	Wing	TF	E7	E2
On def. 6-0	21/41	1/6	2/6	5/10	9	4	2
Fastbreak	0/2				0	0	0

Defense by type

	Total	9m	6m	Wing	Stl.	C7	2m
Def. 6-0	20/27	6/10	4/5	1/1	3	3	1
Def. 5-1	3/3	0/0	2/2	0/0	0	0	0
Def. 4-2	9/10	4/5	0/0	2/2	0	0	1
Def. 3-2-1	3/3	1/1	1/1	1/1	1	0	0
Fastbreak	0/0				0	0	0

Attack with superiority / minority / goalkeeper out

	Attack				Reaction		
	Att.	Eff.	Shots	TF	FB	LD	Tot.
7 on 6 (GK out)	8	63%	5/8	0	0/0	0/0	0/0
6 on 6 (GK out)	3	33%	1/2	1	0/0	0/0	0/0
6 on 6	39	46%	18/33	6			
6 on 5	5	40%	2/3	2			

Player superiority / GK out counted at the end of attack (in case it changes during attack)

Defense with superiority / minority / goalkeeper out

	Attack				Reaction		
	Att.	Eff.	Shots	TF	FB	LD	Tot.
7 on 6 (GK out)	8	100%	8/8	0	0/0	0/0	0/0
7 on 5 (GK out)	2	100%	2/2	0	0/0	0/0	0/0
6 on 6 (GK out)	3	67%	2/3	0	0/0	1/1	1/1
6 on 6	38	58%	22/28	10			
6 on 5	3	100%	3/3	0			
5 on 6	1	100%	1/1	0			

Numbers show attacking numbers of opponent. Lower efficiency of opponent means better defense of this team

Jersey number Tot. Total shooting 6m 6m (line) shooting 9m 9m shooting Wng Wing shooting FB Fastbreak sh. 7m 7m penalty sh.
Brk. Breakthrough sh. LD Long distance sh. As. Assists PC Pass clear chance E7 Earned 7m pen. TF Technical faults St. Steals
2m 2m punishments C7. Committed 7m E2 Earned 2m pun. YC. Yellow cards R/B Red/Blue cards Blk. Blocks S Starting Line-up



24th IHF Men's Junior (U21) World Championship

Germany / Greece
President's Cup II, 1. round



Match Team Statistics

Match No. 53

Kuwait 38 - 26 Angola

(23 - 15) (15 - 11)

25.6.2023. 11:00

Attendance: 778

Swiss Life Hall

Referees: Denis Bolic (AUT) / Christoph Hurich (AUT)

Shot distribution by player

2 S. Figueiredo

1/1	2/3	1/1
	0/1	
1/1		2/2

1 post

5 P. Domingos

1/1		
0/1		

7 C. Lisboa

0/1		0/1
2/2		1/1

1 post

8 J. Chicola

1/1		
	1/1	
	1/1	0/1

1 post

9 N. Pedro

		1/1

10 G. Sebastiao

		0/1
1/1	1/2	

1 block

11 R. José

1/1	1/1	
		2/3
1/2		3/3

1 post 1 miss.

13 D. Yambi

1 post

19 E. Gomes

22 E. Joao

1 miss.

29 E. Chiquete

	0/1	
		1/2

30 P. Domingos

	0/2	

1 miss.

35 R. Domingos

		0/1

99 M. Pedro

TOTAL

3/3	3/4	1/1
1/2	1/5	2/6
5/7	2/3	8/10

4 post 3 miss. 1 block

Saves distribution goalkeepers

1 V. Salvador

0/3		0/1
0/3		0/2

16 P. Gongga

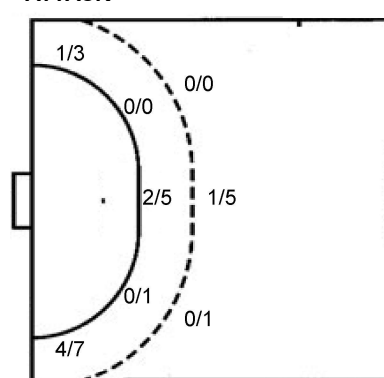
0/4		0/4
	0/1	1/1
0/8	1/3	0/9

TOTAL

0/4		0/4
0/3	0/1	1/2
0/11	1/3	0/11

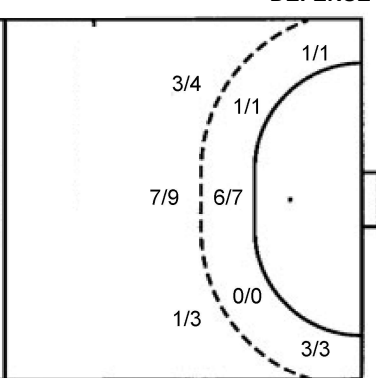
Shots by position

ATTACK



7m penalties 3/4
Fastbreak 0/2
Breakthrough 14/20
Long dist. 1/2

DEFENSE



7m penalties 3/3
Fastbreak 0/0
Breakthrough 13/15
Long dist. 0/0

Shooting statistics

Position	Goals	Sav.	Miss.	Post	Blk.	Total	%
Back (9m)	1	2	2	0	1	6	17
Line (6m)	2	2	0	2	0	6	33
Wing	5	4	0	1	0	10	50
7m penalties	3	1	0	0	0	4	75
Fastbreak	0	1	1	0	0	2	0
Breakthrough	14	5	0	1	0	20	70
Total	25	15	3	4	1	48	52

Jersey number Tot. Total shooting 6m 6m (line) shooting 9m 9m shooting Wng Wing shooting FB Fastbreak sh. 7m 7m penalty sh.
Brk. Breakthrough sh. LD Long distance sh. As. Assists PC Pass clear chance E7 Earned 7m pen. TF Technical faults St. Steals
2m 2m punishments C7. Committed 7m E2 Earned 2m pun. YC. Yellow cards R/B Red/Blue cards Blk. Blocks S Starting Line-up

Handball statistics and livescore by Toma-soft ltd (www.toma-soft.hr)

