



24th IHF Men's Junior (U21) World Championship

Germany / Greece

Main Round I, 1. round



Match Team Statistics

Match No. 51

Croatia 36 - 23 Tunisia

(13 - 6) (23 - 17)

25.6.2023. 18:15

Attendance: 1700

GETEC Arena

Referees: Mathias Sosa (URU) / Cristian Lemes (URU)

Croatia

#	Surname and name	S	Goals / shots								Attack				Def.			Penalties			TP				
			Tot.	%	9m	6m	Wing	7m	FB	Brk.	LD	As.	PC	E7	E2	TF	St.	C7	Blk	YC		2m	R	B	
1	KUZMANOVIĆ Dominik	S										2													40:01
2	BOŽIČEVIĆ Marin		0/1	0			0/1					1													5:21
4	MALIN Rok		1/2	50	0/1	1/1										1									31:51
5	DUJIĆ Jakov		2/2	100		1/1				1/1		4	1	1	1	3	1								24:00
6	ZUBAC Noa		2/3	67	1/2	1/1																			9:40
7	CAR Matija	S	7/9	78		2/2	4/5		1/2																53:43
8	BARBIĆ Ivan	S	6/6	100				4/4	2/2			1													28:55
10	KOMLJENOVIC Matej		2/2	100	1/1	1/1								1	1										25:35
13	HRŠAK Patrik	S	4/4	100	2/2	1/1				1/1		1	1			2									18:47
14	ŠTRKOVIĆ David		0/2	0	0/1						0/1	1					4					1			31:49
16	MANDIĆ Matej	S												1											17:51
17	RAUŽAN Zlatko		1/4	25		1/4									1							1			24:53
23	LISAC Marin	S	3/3	100	1/1	1/1			1/1			1	2	1		1	1		1						30:41
25	LULIĆ Patar		2/2	100		2/2										1									12:40
26	ŠESTAK Tin		5/5	100		2/2			2/2	1/1		1	1			1									25:58
33	VULETA Matej	S	1/2	50	1/2							2		1	1	3		1							38:15
	Team / bench																								
	UKUPNO		36/47	77	6/10	13/16	4/6	4/4	6/7	3/3	0/1	14	6	4	4	11	3	5	1	0	2	0	0		

#	Surname and name	Saves / shots								
		Tot.	%	9m	6m	Wing	7m	FB	Brk.	LD
1	KUZMANOVIĆ Dominik	7/18	39	2/7	1/5	1/1	0/1	1/1	2/3	
16	MANDIĆ Matej	7/19	37	2/5	1/7	1/2	2/4		1/1	
	TOTAL	14/37	38	4/12	2/12	2/3	2/5	1/1	3/4	0/0

Coach: **Andrija Nikolić**

Number of attacks: 57, Efficiency: 63%, Average Duration: 31.73 seconds

Attack by type of defense

	Shots	9m	6m	Wing	TF	E7	E2
On def. 6-0	21/30	5/9	10/13	4/6	10	4	4
On def. 5-1	1/1	0/0	0/0	0/0	1	0	0
On def. 3-2-1	2/2	0/0	2/2	0/0	0	0	0
Fastbreak	6/7				0	0	0

Defense by type

	Total	9m	6m	Wing	Stl.	C7	2m
Def. 6-0	20/38	8/15	10/15	1/4	3	5	2
Fastbreak	0/1				0	0	0

Attack with superiority / minority / goalkeeper out

	Attack				Reaction		
	Att.	Eff.	Shots	TF	FB	LD	Tot.
7 on 6 (GK out)	1	100%	1/1	0	0/0	0/0	0/0
6 on 6 (GK out)	3	33%	1/1	2	0/0	0/1	0/1
6 on 5 (GK out)	1	0%	0/1	0	0/0	0/0	0/0
6 on 6	45	69%	31/37	8			
6 on 5	7	43%	3/6	1			

Player superiority / GK out counted at the end of attack (in case it changes during attack)

Defense with superiority / minority / goalkeeper out

	Attack				Reaction		
	Att.	Eff.	Shots	TF	FB	LD	Tot.
6 on 6 (GK out)	4	50%	2/4	0	0/0	0/1	0/1
6 on 6	46	37%	17/31	15			
5 on 6	1	100%	1/1	0			
6 on 5	4	50%	2/4	0			
5 on 5	1	100%	1/1	0			

Numbers show attacking numbers of opponent. Lower efficiency of opponent means better defense of this team

Jersey number Tot. Total shooting 6m 6m (line) shooting 9m 9m shooting Wng Wing shooting FB Fastbreak sh. 7m 7m penalty sh.
 Brk. Breakthrough sh. LD Long distance sh. As. Assists PC Pass clear chance E7 Earned 7m pen. TF Technical faults St. Steals
 2m 2m punishments C7. Committed 7m E2 Earned 2m pun. YC. Yellow cards R/B Red/Blue cards Blk. Blocks S Starting Line-up



24th IHF Men's Junior (U21) World Championship

Germany / Greece

Main Round I, 1. round



Match Team Statistics

Match No. 51

Croatia 36 - 23 Tunisia

(13 - 6) (23 - 17)

25.6.2023. 18:15

Attendance: 1700

GETEC Arena

Referees: Mathias Sosa (URU) / Cristian Lemes (URU)

Shot distribution by player

2 M. Božičević

	0/1	

4 R. Malin

	0/1	1/1

5 J. Dujčić

	1/1	1/1

6 N. Zubac

1/1		
1/1		

1 block

7 M. Car

3/3		1/1
1/1		1/1
1/1		

2 miss.

8 I. Barbić

		1/1
1/1		1/1
	1/1	2/2

10 M. Komljenović

		1/1
		1/1

13 P. Hršak

		1/1
		2/2
1/1		

14 D. Štrković

	0/1	

1 miss.

17 Z. Raužan

1/2		
	0/1	

1 miss.

23 M. Lisac

1/1		1/1
1/1		

25 P. Lulić

		2/2

26 T. Šestak

1/1		1/1
2/2	1/1	

33 M. Vuleta

		1/1

1 miss.

TOTAL

4/4		6/6
5/6	1/3	8/8
6/6	2/4	4/4

5 miss. 1 block

Saves distribution goalkeepers

1 D. Kuzmanović

	1/2	0/1
1/4	3/3	0/1
0/2		2/5

16 M. Mandić

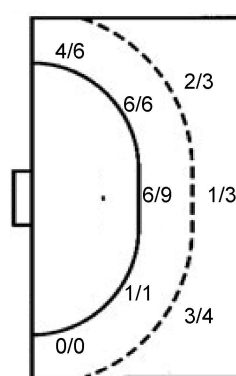
1/3	1/2	0/3
	2/2	0/1
0/3	2/3	1/2

TOTAL

1/3	2/4	0/4
1/4	5/5	0/2
0/5	2/3	3/7

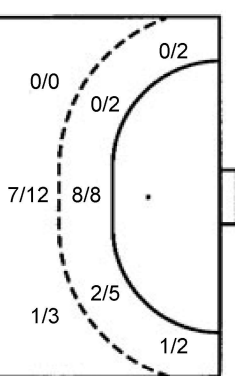
Shots by position

ATTACK



7m penalties	4/4
Fastbreak	6/7
Breakthrough	3/3
Long dist.	0/1

DEFENSE



7m penalties	3/5
Fastbreak	0/1
Breakthrough	1/4
Long dist.	0/1

Shooting statistics

Position	Goals	Sav.	Miss.	Post	Blk.	Total	%
Back (9m)	6	2	1	0	1	10	60
Line (6m)	13	2	1	0	0	16	81
Wing	4	1	1	0	0	6	67
7m penalties	4	0	0	0	0	4	100
Fastbreak	6	0	1	0	0	7	86
Breakthrough	3	0	0	0	0	3	100
Total	36	5	4	0	1	46	78

Jersey number Tot. Total shooting 6m 6m (line) shooting 9m 9m shooting Wng Wing shooting FB Fastbreak sh. 7m 7m penalty sh.
 Brk. Breakthrough sh. LD Long distance sh. As. Assists PC Pass clear chance E7 Earned 7m pen. TF Technical faults St. Steals
 2m 2m punishments C7. Committed 7m E2 Earned 2m pun. YC. Yellow cards R/B Red/Blue cards Blk. Blocks S Starting Line-up

Handball statistics and livescore by Toma-soft ltd (www.toma-soft.hr)



24th IHF Men's Junior (U21) World Championship

Germany / Greece

Main Round I, 1. round



Match Team Statistics

Match No. 51

Croatia 36 - 23 Tunisia

(13 - 6) (23 - 17)

25.6.2023. 18:15

Attendance: 1700

GETEC Arena

Referees: Mathias Sosa (URU) / Cristian Lemes (URU)

Tunisia

Players		Goals / shots									Attack					Def.			Penalties				TP		
#	Surname and name	S	Tot.	%	9m	6m	Wing	7m	FB	Brk.	LD	As.	PC	E7	E2	TF	St.	C7	Blk	YC	2m	R	B		
1	MOHAMED AZIZ Jemaa																								18:31
5	KALLEL Maher		2/3	67		2/3																			5:46
7	MEDDEB JAOUADI Mohamed Aziz		1/3	33			1/2				0/1														29:15
9	BOUGUERRA Adem																								
12	MOUTIAA Limem Dit Liouane	S																							38:05
13	BEN SALEM Amine	S	1/5	20	1/3	0/1				0/1		1		1			3	1					1		53:13
19	ABDELMAJID Gabsi	S																							24:51
21	RAYEN Seghaier	S	5/7	71		2/2	0/1	3/4					1												58:28
22	SNOUSSI Ouissem		0/4	0	0/1	0/1		0/1		0/1						1									19:37
33	BEN SALEM Yassine	S	5/6	83	4/5					1/1		3	2	1	1	5									38:36
39	BEN FRAJ Kousay	S	2/4	50	2/3				0/1			1	1		1	1	1	1					2		34:23
50	HAKKOUNA Islem		2/5	40	1/2	1/2				0/1		1		1	1	1									21:24
71	BEN HADJ ABDELLATIF Mounib		0/1	0	0/1							1				3									10:13
72	BEN HAMOUDA Mohamed Aziz	S	5/7	71		5/6	0/1							2		1		1							54:14
90	SAYEH Dhia Eddine																	2	1			1			13:24
	Team / bench																								
	UKUPNO		23/45	51	8/15	10/15	1/4	3/5	0/1	1/4	0/1	7	4	5	2	15	2	4	1	0	4	0	0		

Goalkeepers		Saves / shots								
#	Surname and name	Tot.	%	9m	6m	Wing	7m	FB	Brk.	LD
1	MOHAMED AZIZ Jemaa	1/14	7	0/3	0/5	1/2	0/2		0/2	
12	MOUTIAA Limem Dit Liouane	4/27	15	2/5	2/10	0/3	0/2	0/6	0/1	
	TOTAL	5/41	12	2/8	2/15	1/5	0/4	1/6	0/3	0/0

Coach: Zouheir Messaoud

Number of attacks: 56, Efficiency: 41%, Average Duration: 32.55 seconds

Attack by type of defense

	Shots	9m	6m	Wing	TF	E7	E2
On def. 6-0	20/38	8/15	10/15	1/4	15	5	2
Fastbreak	0/1				0	0	0

Defense by type

	Total	9m	6m	Wing	Stl.	C7	2m
Def. 6-0	21/30	5/9	10/13	4/6	1	4	4
Def. 5-1	1/1	0/0	0/0	0/0	1	0	0
Def. 3-2-1	2/2	0/0	2/2	0/0	0	0	0
Fastbreak	6/7				0	0	0

Attack with superiority / minority / goalkeeper out

	Attack				Reaction		
	Att.	Eff.	Shots	TF	FB	LD	Tot.
6 on 6 (GK out)	4	50%	2/4	0	0/0	0/1	0/1
6 on 6	46	37%	17/31	15			
5 on 6	1	100%	1/1	0			
6 on 5	4	50%	2/4	0			
5 on 5	1	100%	1/1	0			

Player superiority / GK out counted at the end of attack (in case it changes during attack)

Defense with superiority / minority / goalkeeper out

	Attack				Reaction		
	Att.	Eff.	Shots	TF	FB	LD	Tot.
7 on 6 (GK out)	1	100%	1/1	0	0/0	0/0	0/0
6 on 6 (GK out)	3	33%	1/1	2	0/0	0/1	0/1
6 on 5 (GK out)	1	0%	0/1	0	0/0	0/0	0/0
6 on 6	45	69%	31/37	8			
6 on 5	7	43%	3/6	1			

Numbers show attacking numbers of opponent. Lower efficiency of opponent means better defense of this team

Jersey number Tot. Total shooting 6m 6m (line) shooting 9m 9m shooting Wng Wing shooting FB Fastbreak sh. 7m 7m penalty sh.
 Brk. Breakthrough sh. LD Long distance sh. As. Assists PC Pass clear chance E7 Earned 7m pen. TF Technical faults St. Steals
 2m 2m punishments C7. Committed 7m E2 Earned 2m pun. YC. Yellow cards R/B Red/Blue cards Blk. Blocks S Starting Line-up



24th IHF Men's Junior (U21) World Championship

Germany / Greece

Main Round I, 1. round



Match Team Statistics

Match No. 51

Croatia 36 - 23 Tunisia

(13 - 6) (23 - 17)

25.6.2023. 18:15

Attendance: 1700

GETEC Arena

Referees: Mathias Sosa (URU) / Cristian Lemes (URU)

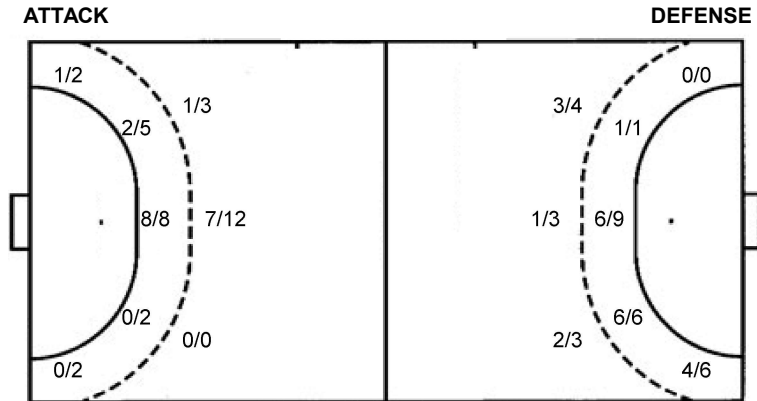
Shot distribution by player

5 M. Kallel 1/1 1/1 0/1	7 M. Meddeb Jaouadi 0/1 1/1 1 block	9 A. Bouguerra	13 A. Ben Salem 0/1 1/1 0/1 1 post 1 miss.	19 G. Abdelmajid	21 S. Rayen 1/2 1/1 3/3 0/1	22 O. Snoussi 0/1 0/2 1 miss.
33 Y. Ben Salem 1/1 1/1 2/2 1 miss.	39 K. Ben Fraj 1/1 0/1 1/1 1 post	50 I. Hakkouna 1/1 1/1 0/2 1 post	71 M. Ben Hadj Abdellatif 0/1	72 M. Ben Hamouda 2/2 0/1 1/1 1/1 1 post	90 D. Sayeh	TOTAL 2/3 2/4 4/4 3/4 0/5 2/2 5/5 1/3 4/7 4 post 3 miss. 1 block

Saves distribution goalkeepers

1 J. Mohamed Aziz 0/1 0/2 0/2 0/1 0/6 1/1 0/1	12 L. Moutiaa 0/3 0/4 1/4 2/2 0/2 0/6 1/3 0/3	TOTAL 0/4 0/6 1/6 2/3 0/8 0/6 2/4 0/4
---	---	---

Shots by position



7m penalties 3/5
Fastbreak 0/1
Breakthrough 1/4
Long dist. 0/1

7m penalties 4/4
Fastbreak 6/7
Breakthrough 3/3
Long dist. 0/1

Shooting statistics

Position	Goals	Sav.	Miss.	Post	Blk.	Total	%
Back (9m)	8	4	1	2	0	15	53
Line (6m)	10	2	2	1	0	15	67
Wing	1	2	0	1	0	4	25
7m penalties	3	2	0	0	0	5	60
Fastbreak	0	1	0	0	0	1	0
Breakthrough	1	3	0	0	0	4	25
Total	23	14	3	4	0	44	52

Jersey number Tot. Total shooting 6m 6m (line) shooting 9m 9m shooting Wng Wing shooting FB Fastbreak sh. 7m 7m penalty sh.
Brk. Breakthrough sh. LD Long distance sh. As. Assists PC Pass clear chance E7 Earned 7m pen. TF Technical faults St. Steals
2m 2m punishments C7. Committed 7m E2 Earned 2m pun. YC. Yellow cards R/B Red/Blue cards Blk. Blocks S Starting Line-up

