



24th IHF Men's Junior (U21) World Championship

Germany / Greece

Group F, 3. round



Match Team Statistics

Match No. 43

Sweden 38 - 25 Slovenia

(20 - 13) (18 - 12)

23.6.2023. 18:00

Attendance:

Ano Liosia Sport Hall

Referees: Christian Hannes (GER) / David Hannes (GER)

Sweden

| # | Surname and name | S | Goals / shots | | | | | | | | Attack | | | | Def. | | | Penalties | | | | TP | | | | |
|----|-------------------|---|---------------|-----|------|-----|-------|-----|-----|------|--------|-----|----|----|------|----|-----|-----------|-----|----|----|----|---|---|--|-------|
| | | | Tot. | % | 9m | 6m | Wing | 7m | FB | Brk. | LD | As. | PC | E7 | E2 | TF | St. | C7 | Blk | YC | 2m | | R | B | | |
| 4 | HAMBERG Carl | | 4/7 | 57 | | | 3/6 | | 1/1 | | | | | | | | | | | | | | | | | 14:50 |
| 5 | LJUNGMARK Tobias | S | 8/9 | 89 | | | 5/6 | | 3/3 | | | | | | | | | | | | | | | | | 35:47 |
| 6 | DONALDSSON Petter | | 3/4 | 75 | 2/3 | | | | | | | | | | 1 | | | | | | | | | | | 23:38 |
| 7 | LJUNGQUIST Adam | S | 2/2 | 100 | | | | | 1/1 | 1/1 | | | | | 4 | 1 | | 1 | | | | | | | | 31:19 |
| 9 | PALMAR Kasper | S | 8/15 | 53 | 4/10 | | 1/1 | 2/3 | 1/1 | | | | | | 4 | 1 | | 1 | 3 | | | | | | | 30:46 |
| 10 | MÖLLER Felix | S | 3/4 | 75 | | 3/4 | | | | | | | | | | | 3 | 1 | | | | | | | | 45:53 |
| 11 | ERICSSON Johan | | 2/3 | 67 | | 2/2 | | | | | | | | | | | | | | | | | | | | 31:51 |
| 16 | LINDÉN Alexander | S | | | | | | | | | | | | | 2 | | | | | | | | | | | 42:01 |
| 17 | ROBERTS Kelvin | S | 1/2 | 50 | | | 1/1 | | 0/1 | | | | | | 1 | | | | 1 | 1 | | | | 2 | | 49:43 |
| 18 | SKOOG Axel | | 2/2 | 100 | | 2/2 | | | | | | | | | | | | | | | | | | | | 8:45 |
| 20 | LARSSON Isak | | | | | | | | | | | | | | 2 | | | | 2 | | | | | | | 7:49 |
| 21 | SÄVINGER Oscar | | | | | | | | | | | | | | 2 | | | | | | | | | | | 10:54 |
| 22 | LENNERNÄS Marcus | | 3/5 | 60 | 2/4 | 1/1 | | | | | | | | | 4 | 3 | | | 2 | | | | | | | 20:44 |
| 23 | ELOVSON William | S | 1/2 | 50 | 1/2 | | | | | | | | | | 2 | 1 | | 2 | | | 1 | 2 | | | | 20:46 |
| 30 | SANDERHEM Robin | | 0/3 | 0 | 0/1 | | | | 0/1 | 0/1 | | | | | 1 | | 2 | 1 | | | | | | | | 27:28 |
| 33 | LEYMAN Albin | | 1/1 | 100 | | | | | 1/1 | | | | | | 1 | | | | | | | | | | | 17:46 |
| | Team / bench | | | | | | | | | | | | | | | | | | | | | | | | | |
| | UKUPNO | | 38/59 | 64 | 9/20 | 8/9 | 10/14 | 2/3 | 6/8 | 3/4 | 0/1 | 21 | 9 | 3 | 10 | 9 | 1 | 3 | 2 | 0 | 2 | 0 | 0 | | | |

| # | Surname and name | Saves / shots | | | | | | | | |
|----|------------------|---------------|----|------|-----|------|-----|-----|------|-----|
| | | Tot. | % | 9m | 6m | Wing | 7m | FB | Brk. | LD |
| 16 | LINDÉN Alexander | 11/31 | 35 | 5/12 | 1/4 | 1/6 | 2/2 | 0/1 | 2/6 | |
| 21 | SÄVINGER Oscar | 4/9 | 44 | 2/6 | | 1/1 | | 1/1 | 0/1 | |
| | TOTAL | 15/40 | 38 | 7/18 | 1/4 | 2/7 | 2/2 | 1/2 | 2/7 | 0/0 |

Coach: Dennis Sandberg

Number of attacks: 64, Efficiency: 59%, Average Duration: 23.41 seconds

Attack by type of defense

| | Shots | 9m | 6m | Wing | TF | E7 | E2 |
|-------------|-------|------|-----|-------|----|----|----|
| On def. 6-0 | 30/47 | 9/20 | 8/9 | 10/14 | 9 | 3 | 10 |
| Fastbreak | 6/8 | | | | 0 | 0 | 0 |

Defense by type

| | Total | 9m | 6m | Wing | Stl. | C7 | 2m |
|-----------|-------|-------|-----|------|------|----|----|
| Def. 6-0 | 24/44 | 11/26 | 3/4 | 5/7 | 1 | 3 | 2 |
| Fastbreak | 1/2 | | | | 0 | 0 | 0 |

Attack with superiority / minority / goalkeeper out

| | Attack | | | | Reaction | | |
|--------|--------|------|-------|----|----------|----|------|
| | Att. | Eff. | Shots | TF | FB | LD | Tot. |
| 6 on 6 | 42 | 60% | 25/37 | 5 | | | |
| 6 on 5 | 18 | 61% | 11/15 | 3 | | | |
| 6 on 4 | 1 | 0% | 0/0 | 1 | | | |
| 5 on 6 | 3 | 67% | 2/3 | 0 | | | |

Player superiority / GK out counted at the end of attack (in case it changes during attack)

Defense with superiority / minority / goalkeeper out

| | Attack | | | | Reaction | | |
|-----------------|--------|------|-------|----|----------|-----|------|
| | Att. | Eff. | Shots | TF | FB | LD | Tot. |
| 6 on 6 (GK out) | 4 | 25% | 1/2 | 2 | 1/1 | 0/1 | 1/2 |
| 6 on 6 | 40 | 38% | 15/26 | 14 | | | |
| 5 on 6 | 14 | 43% | 6/11 | 3 | | | |
| 6 on 5 | 4 | 75% | 3/4 | 0 | | | |

Numbers show attacking numbers of opponent. Lower efficiency of opponent means better defense of this team

Jersey number Tot. Total shooting 6m 6m (line) shooting 9m 9m shooting Wng Wing shooting FB Fastbreak sh. 7m 7m penalty sh.
 Brk. Breakthrough sh. LD Long distance sh. As. Assists PC Pass clear chance E7 Earned 7m pen. TF Technical faults St. Steals
 2m 2m punishments C7. Committed 7m E2 Earned 2m pun. YC. Yellow cards R/B Red/Blue cards Blk. Blocks S Starting Line-up



24th IHF Men's Junior (U21) World Championship

Germany / Greece

Group F, 3. round



Match Team Statistics

Match No. 43

Sweden 38 - 25 Slovenia

(20 - 13) (18 - 12)

23.6.2023. 18:00

Attendance:

Ano Liosia Sport Hall

Referees: Christian Hannes (GER) / David Hannes (GER)

Shot distribution by player

4 C. Hamberg

| | | |
|-----|-----|--|
| 2/2 | 0/1 | |
| 0/1 | | |
| 2/2 | | |

1 miss.

5 T. Ljungmark

| | | |
|-----|-----|-----|
| 1/1 | | 1/1 |
| | | 0/1 |
| 4/4 | 2/2 | |

6 P. Donaldsson

| | | |
|-----|--|-----|
| | | 1/1 |
| | | |
| 2/2 | | |

1 miss.

7 A. Ljungquist

| | | |
|-----|--|-----|
| 1/1 | | |
| | | |
| | | 1/1 |

9 K. Palmar

| | | |
|-----|-----|-----|
| 1/1 | | 2/2 |
| | | |
| 3/3 | 1/1 | 1/2 |

2 post 3 miss. 1 block

10 F. Möller

| | | |
|-----|--|-----|
| | | |
| 1/1 | | 0/1 |
| | | 2/2 |

11 J. Ericsson

| | | |
|-----|-----|--|
| | | |
| 1/1 | | |
| | 1/1 | |

1 miss.

17 K. Roberts

| | | |
|-----|--|-----|
| | | |
| | | 0/1 |
| 1/1 | | |

18 A. Skoog

| | | |
|--|-----|--|
| | 1/1 | |
| | | |
| | 1/1 | |

20 I. Larsson

| | | |
|--|--|--|
| | | |
| | | |
| | | |

22 M. Lennemäs

| | | |
|--|-----|-----|
| | 1/1 | 0/1 |
| | | 0/1 |
| | | 2/2 |

23 W. Elovson

| | | |
|--|--|-----|
| | | |
| | | 1/1 |
| | | |

1 miss.

30 R. Sanderhem

| | | |
|--|--|-----|
| | | |
| | | 0/1 |
| | | |

1 miss. 1 block

33 A. Leyman

| | | |
|-----|--|--|
| | | |
| | | |
| 1/1 | | |

TOTAL

| | | |
|-------|-----|-----|
| 5/5 | 2/3 | 4/5 |
| 2/3 | | 1/6 |
| 13/13 | 5/5 | 6/7 |

2 post 8 miss. 2 block

Saves distribution goalkeepers

16 A. Lindén

| | | |
|-----|-----|-----|
| 0/3 | | 0/2 |
| 1/1 | 3/3 | 1/3 |
| 3/8 | 0/2 | 3/9 |

21 O. Sävinger

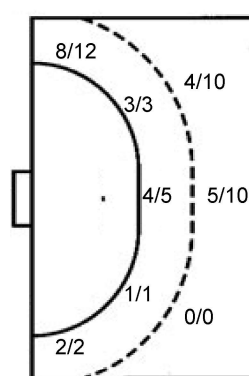
| | | |
|-----|-----|-----|
| | | |
| | 2/2 | |
| 2/6 | | 0/1 |

TOTAL

| | | |
|------|-----|------|
| 0/3 | | 0/2 |
| 1/1 | 5/5 | 1/3 |
| 5/14 | 0/2 | 3/10 |

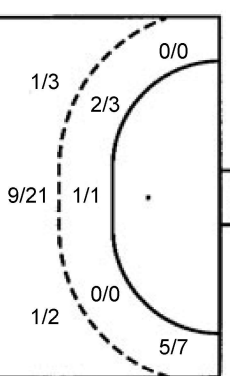
Shots by position

ATTACK



7m penalties 2/3
Fastbreak 6/8
Breakthrough 3/4
Long dist. 0/1

DEFENSE



7m penalties 0/3
Fastbreak 1/2
Breakthrough 5/7
Long dist. 0/0

Shooting statistics

| Position | Goals | Sav. | Miss. | Post | Blk. | Total | % |
|--------------|-----------|----------|----------|----------|----------|-----------|-----------|
| Back (9m) | 9 | 3 | 4 | 2 | 2 | 20 | 45 |
| Line (6m) | 8 | 1 | 0 | 0 | 0 | 9 | 89 |
| Wing | 10 | 3 | 1 | 0 | 0 | 14 | 71 |
| 7m penalties | 2 | 0 | 1 | 0 | 0 | 3 | 67 |
| Fastbreak | 6 | 1 | 1 | 0 | 0 | 8 | 75 |
| Breakthrough | 3 | 1 | 0 | 0 | 0 | 4 | 75 |
| Total | 38 | 9 | 7 | 2 | 2 | 58 | 66 |

Jersey number Tot. Total shooting 6m 6m (line) shooting 9m 9m shooting Wng Wing shooting FB Fastbreak sh. 7m 7m penalty sh.
Brk. Breakthrough sh. LD Long distance sh. As. Assists PC Pass clear chance E7 Earned 7m pen. TF Technical faults St. Steals
2m 2m punishments C7. Committed 7m E2 Earned 2m pun. YC. Yellow cards R/B Red/Blue cards Blk. Blocks S Starting Line-up

Handball statistics and livescore by Toma-soft ltd (www.toma-soft.hr)



24th IHF Men's Junior (U21) World Championship

Germany / Greece

Group F, 3. round



Match Team Statistics

Match No. 43

Sweden 38 - 25 Slovenia

(20 - 13) (18 - 12)

23.6.2023. 18:00

Attendance:

Ano Liosia Sport Hall

Referees: Christian Hannes (GER) / David Hannes (GER)

Slovenia

| Players | | Goals / shots | | | | | | | | | Attack | | | | Def. | | | Penalties | | | TP | | | | |
|---------|------------------|---------------|-------|-----|-------|-----|------|-----|-----|------|--------|-----|----|----|------|----|-----|-----------|-----|----|----|----|---|---|-------|
| # | Surname and name | S | Tot. | % | 9m | 6m | Wing | 7m | FB | Brk. | LD | As. | PC | E7 | E2 | TF | St. | C7 | Blk | YC | | 2m | R | B | |
| 4 | MLIVIĆ Tarik | S | 3/10 | 30 | 3/10 | | | | | | | | 1 | | | | | 1 | | | 1 | 2 | | | 43:15 |
| 6 | VELIĆ Tarik | S | 4/9 | 44 | 3/7 | | | 0/1 | | 1/1 | | 3 | | 1 | | | | | | | | 1 | | | 44:58 |
| 8 | JANC Mitja | S | 1/3 | 33 | | | | 0/1 | 1/1 | 0/1 | | | | 1 | | 6 | | | | | | | 1 | | 36:12 |
| 9 | LUKMAN Jure | | 1/2 | 50 | 1/2 | | | | | | | 2 | | | | 4 | | | | | | | 1 | | 28:10 |
| 10 | ČIROVIĆ Nik | | 3/5 | 60 | 1/2 | | | 0/1 | | 2/2 | | | 1 | | | 2 | | | | | | | 1 | | 14:57 |
| 12 | ZUPAČIĆ Luka | S | | | | | | | | | | | | | | | | | | | | | | | 31:30 |
| 13 | SORŠAK Jaka | | 3/3 | 100 | 3/3 | | | | | | | 1 | | | 1 | 1 | | | 2 | | | 1 | | | 34:13 |
| 14 | LEVSTEK Aljaž | | | | | | | | | | | | | | | | | | | | | | | | |
| 16 | RAUH Žan | | | | | | | | | | | | | | | | | | | | | | | | 14:57 |
| 18 | ROT Juš | S | 5/7 | 71 | | | 5/7 | | | | | | | | | | 1 | | | | | | | | 44:38 |
| 19 | KAČIČNIK Vid | S | 0/1 | 0 | | | | | 0/1 | | | | | | | 1 | 1 | | | | | | | | 26:53 |
| 20 | MAJČEN Anej | | | | | | | | | | | | | | | | | | | | | | | | 2:47 |
| 21 | GREGORIČ Leon | S | | | | | | | | | | | | | | | 1 | 1 | | | | 3 | | | 17:40 |
| 22 | SILC Ožbej | | 3/4 | 75 | | 3/4 | | | | | | | | 1 | 1 | 2 | | | | | | | | | 45:39 |
| 23 | MIKLAVEC Vid | | 2/5 | 40 | 0/2 | | | | | 2/3 | | 3 | 1 | | | 3 | 1 | 1 | | | | 1 | | | 34:11 |
| | Team / bench | | | | | | | | | | | | | | | | | | | | | | 1 | | |
| | UKUPNO | | 25/49 | 51 | 11/26 | 3/4 | 5/7 | 0/3 | 1/2 | 5/7 | 0/0 | 9 | 3 | 3 | 2 | 19 | 4 | 3 | 2 | 2 | 10 | 1 | 0 | | |

| Goalkeepers | | Saves / shots | | | | | | | | |
|-------------|------------------|---------------|----|------|-----|------|-----|-----|------|-----|
| # | Surname and name | Tot. | % | 9m | 6m | Wing | 7m | FB | Brk. | LD |
| 12 | ZUPAČIĆ Luka | 6/34 | 18 | 2/8 | 1/8 | 2/9 | 0/1 | 1/6 | 0/2 | |
| 16 | RAUH Žan | 3/13 | 23 | 1/4 | 0/1 | 1/4 | 0/1 | 0/1 | 1/2 | |
| | TOTAL | 9/47 | 19 | 3/12 | 1/9 | 3/13 | 0/2 | 2/7 | 1/4 | 0/0 |

Coach: Saša Praprotnik

Number of attacks: 62, Efficiency: 40%, Average Duration: 35.02 seconds

Attack by type of defense

| | Shots | 9m | 6m | Wing | TF | E7 | E2 |
|-------------|-------|-------|-----|------|----|----|----|
| On def. 6-0 | 24/44 | 11/26 | 3/4 | 5/7 | 19 | 3 | 2 |
| Fastbreak | 1/2 | | | | 0 | 0 | 0 |

Defense by type

| | Total | 9m | 6m | Wing | Stl. | C7 | 2m |
|-----------|-------|------|-----|-------|------|----|----|
| Def. 6-0 | 30/47 | 9/20 | 8/9 | 10/14 | 4 | 3 | 10 |
| Fastbreak | 6/8 | | | | 0 | 0 | 0 |

Attack with superiority / minority / goalkeeper out

| | Attack | | | | Reaction | | |
|-----------------|--------|------|-------|----|----------|-----|------|
| | Att. | Eff. | Shots | TF | FB | LD | Tot. |
| 6 on 6 (GK out) | 4 | 25% | 1/2 | 2 | 1/1 | 0/1 | 1/2 |
| 6 on 6 | 40 | 38% | 15/26 | 14 | | | |
| 5 on 6 | 14 | 43% | 6/11 | 3 | | | |
| 6 on 5 | 4 | 75% | 3/4 | 0 | | | |

Player superiority / GK out counted at the end of attack (in case it changes during attack)

Defense with superiority / minority / goalkeeper out

| | Attack | | | | Reaction | | |
|--------|--------|------|-------|----|----------|----|------|
| | Att. | Eff. | Shots | TF | FB | LD | Tot. |
| 6 on 6 | 42 | 60% | 25/37 | 5 | | | |
| 6 on 5 | 18 | 61% | 11/15 | 3 | | | |
| 6 on 4 | 1 | 0% | 0/0 | 1 | | | |
| 5 on 6 | 3 | 67% | 2/3 | 0 | | | |

Numbers show attacking numbers of opponent. Lower efficiency of opponent means better defense of this team

Jersey number Tot. Total shooting 6m 6m (line) shooting 9m 9m shooting Wng Wing shooting FB Fastbreak sh. 7m 7m penalty sh.
 Brk. Breakthrough sh. LD Long distance sh. As. Assists PC Pass clear chance E7 Earned 7m pen. TF Technical faults St. Steals
 2m 2m punishments C7. Committed 7m E2 Earned 2m pun. YC. Yellow cards R/B Red/Blue cards Blk. Blocks S Starting Line-up



24th IHF Men's Junior (U21) World Championship

Germany / Greece

Group F, 3. round



Match Team Statistics

Match No. 43

Sweden 38 - 25 Slovenia

(20 - 13) (18 - 12)

23.6.2023. 18:00

Attendance:

Ano Liosia Sport Hall

Referees: Christian Hannes (GER) / David Hannes (GER)

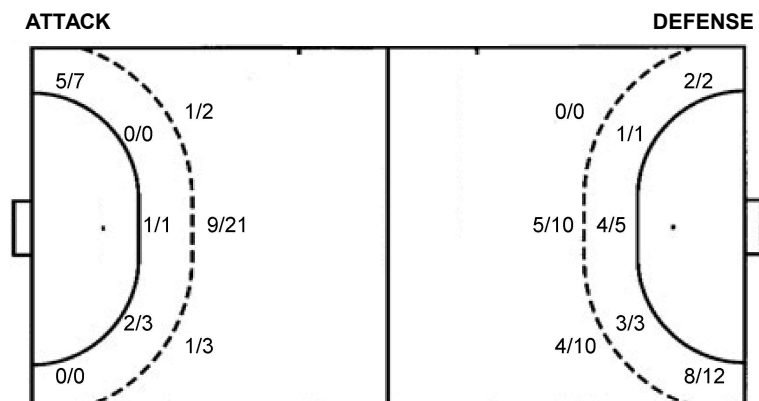
Shot distribution by player

| | | | | | | |
|--------------------|-----------------------|---------------------|-----------------------|----------------------|----------------------|------------------------|
| 4 T. Mlivić | 6 T. Velić | 8 M. Janc | 9 J. Lukman | 10 N. Čirović | 13 J. Soršak | 14 A. Levstek |
| 2/2 0/1 1/2 | 1/1 0/2 1/1 | 0/1 1/1 | 0/1 1/1 | 1/1 2/2 | 3/3 | |
| 2 miss. 1 block | 1 post 1 miss. | | | 1 post 1 miss. | | |
| 18 J. Rot | 19 V. Kačičnik | 20 A. Majcen | 21 L. Gregorič | 22 O. Šilc | 23 V. Miklavc | TOTAL |
| 2/2 0/1 0/1 | 0/1 | | | 1/2 2/2 | 0/1 1/1 | 3/3 0/1 9/14 |
| | | | | | 1 post 1 block | 2/2 2/3 7/10 |
| | | | | | | 3 post 4 miss. 2 block |

Saves distribution goalkeepers

| | | |
|----------------------|-------------------|--------------------|
| 12 L. Zupačič | 16 Ž. Rauh | TOTAL |
| 0/3 1/2 0/7 | 0/2 0/1 0/6 | 0/5 1/3 0/13 |
| 0/2 4/5 0/5 | 1/1 1/1 0/1 | 1/3 5/6 0/5 |
| 0/4 1/6 | 1/1 0/1 | 1/5 1/7 |

Shots by position



7m penalties 0/3
Fastbreak 1/2
Breakthrough 5/7
Long dist. 0/0

7m penalties 2/3
Fastbreak 6/8
Breakthrough 3/4
Long dist. 0/1

Shooting statistics

| Position | Goals | Sav. | Miss. | Post | Blk. | Total | % |
|--------------|-----------|-----------|----------|----------|----------|-----------|-----------|
| Back (9m) | 11 | 7 | 4 | 2 | 2 | 26 | 42 |
| Line (6m) | 3 | 1 | 0 | 0 | 0 | 4 | 75 |
| Wing | 5 | 2 | 0 | 0 | 0 | 7 | 71 |
| 7m penalties | 0 | 2 | 0 | 1 | 0 | 3 | 0 |
| Fastbreak | 1 | 1 | 0 | 0 | 0 | 2 | 50 |
| Breakthrough | 5 | 2 | 0 | 0 | 0 | 7 | 71 |
| Total | 25 | 15 | 4 | 3 | 2 | 49 | 51 |

Jersey number Tot. Total shooting 6m 6m (line) shooting 9m 9m shooting Wng Wing shooting FB Fastbreak sh. 7m 7m penalty sh.
Brk. Breakthrough sh. LD Long distance sh. As. Assists PC Pass clear chance E7 Earned 7m pen. TF Technical faults St. Steals
2m 2m punishments C7. Committed 7m E2 Earned 2m pun. YC. Yellow cards R/B Red/Blue cards Blk. Blocks S Starting Line-up

Handball statistics and livescore by Toma-soft ltd (www.toma-soft.hr)

