



24th IHF Men's Junior (U21) World Championship

Germany / Greece

Group E, 3. round



Match Team Statistics

Match No. 42

Argentina 31 - 32 Norway

(12 - 18) (19 - 14)

23.6.2023. 15:30

Attendance: 50

Ano Liosia Sport Hall

Referees: Mihail Pirvu (ROU) / Radu Potirniche (ROU)

Argentina

#	Surname and name	S	Goals / shots								Attack					Def.			Penalties				TP				
			Tot.	%	9m	6m	Wing	7m	FB	Brk.	LD	As.	PC	E7	E2	TF	St.	C7	Blk	YC	2m	R		B			
1	PERZNIANKO Alan Nahuel		0/1	0											0/1												36:54
3	BARCELO GARCIA Santiago	S	2/3	67												1											29:38
4	CUELLO Francisco Martin																										5:21
5	TOROSSIAN Tobias Alejandro		3/3	100			2/2			1/1																	33:36
6	CECCARDI Juan Bautista		5/8	63					1/1	1/1	3/6										2						23:16
7	GARAY GOMEZ Tomas Martin	S	2/5	40			1/3	0/1							1/1									1			50:53
8	SACO Juan Reynaldo	S	3/5	60							3/5				1		5	1	4					1			38:44
9	JUNG Martin Nicolas	S	12/18	67	5/8			4/5			3/5				1	2	1	1	1	1			1				56:18
10	BENACEDO Ramiro	S																	1					1	1		11:28
12	GUERRA TESTA Gonzalo		0/1	0										0/1													16:07
15	ROBLEDO Lautaro		0/1	0			0/1																	1			
17	GIMENEZ VILLA Mateo Ezequiel	S																									30:00
23	NOBILE Juan Ignacio																										4:29
25	KELM Ezequiel		2/2	100		2/2											1										24:42
29	ASENSIO Gonzalo Matias														2	1	1		4	1					1		33:28
42	DELLA RATTI Bruno	S	2/2	100		2/2													3						1		25:06
	Team / bench																								1		
	UKUPNO		31/49	63	5/8	4/4	3/6	5/7	2/2	11/19	1/3				5	3	8	2	16	3	2	0	1	4	2	1	

#	Surname and name	Saves / shots								
		Tot.	%	9m	6m	Wing	7m	FB	Brk.	LD
1	PERZNIANKO Alan Nahuel	8/31	26	3/9	1/5	0/4	0/2	0/4	4/6	0/1
12	GUERRA TESTA Gonzalo	5/14	36	2/5	0/3	1/2	1/1		1/3	
	TOTAL	13/45	29	5/14	1/8	1/6	1/3	0/4	5/9	0/1

Coach: Rodolfo Jung

Number of attacks: 64, Efficiency: 48%, Average Duration: 30.56 seconds

Attack by type of defense

	Shots	9m	6m	Wing	TF	E7	E2
On def. 6-0	23/37	5/8	4/4	3/6	16	8	2
Fastbreak	2/2				0	0	0

Defense by type

	Total	9m	6m	Wing	Stl.	C7	2m
Def. 6-0	11/17	7/7	2/3	1/3	1	2	2
Def. 5-1	12/20	2/7	4/4	4/4	2	0	2
Def. 4-2	1/2	0/1	1/1	0/0	0	0	0
Def. 3-3	0/3	0/1	0/0	0/0	0	0	0
Def. press.	1/1	0/0	0/0	0/0	0	0	0
Fastbreak	4/4				0	0	0

Attack with superiority / minority / goalkeeper out

	Attack				Reaction		
	Att.	Eff.	Shots	TF	FB	LD	Tot.
7 on 6 (GK out)	3	67%	2/3	0	0/0	0/0	0/0
6 on 6 (GK out)	2	0%	0/1	1	0/0	1/1	1/1
5 on 6 (GK out)	1	0%	0/0	1	0/0	0/0	0/0
5 on 5 (GK out)	1	0%	0/0	1	0/0	0/0	0/0
6 on 6	43	49%	21/31	12			
6 on 5	8	50%	4/7	1			
6 on 4	2	100%	2/2	0			
5 on 6	3	67%	2/3	0			
4 on 5	1	0%	0/1	0			

Player superiority / GK out counted at the end of attack (in case it changes during attack)

Defense with superiority / minority / goalkeeper out

	Attack				Reaction		
	Att.	Eff.	Shots	TF	FB	LD	Tot.
7 on 6 (GK out)	12	17%	2/9	3	1/1	1/2	2/3
6 on 6 (GK out)	2	0%	0/2	0	0/0	0/1	0/1
5 on 6 (GK out)	1	100%	1/1	0	0/0	0/0	0/0
6 on 6	34	62%	21/29	5			
5 on 6	4	50%	2/2	2			
6 on 5	6	67%	4/5	1			
4 on 5	1	0%	0/1	0			
6 on 4 (GK out)	1	100%	1/1	0	0/0	0/0	0/0
6 on 4	1	0%	0/1	0			
5 on 4	1	100%	1/1	0			

Numbers show attacking numbers of opponent. Lower efficiency of opponent means better defense of this team

Jersey number Tot. Total shooting 6m 6m (line) shooting 9m 9m shooting Wng Wing shooting FB Fastbreak sh. 7m 7m penalty sh.
 Brk. Breakthrough sh. LD Long distance sh. As. Assists PC Pass clear chance E7 Earned 7m pen. TF Technical faults St. Steals
 2m 2m punishments C7. Committed 7m E2 Earned 2m pun. YC. Yellow cards R/B Red/Blue cards Blk. Blocks S Starting Line-up



24th IHF Men's Junior (U21) World Championship

Germany / Greece

Group E, 3. round



Match Team Statistics

Match No. 42

Argentina 31 - 32 Norway

(12 - 18) (19 - 14)

23.6.2023. 15:30

Attendance: 50

Ano Liosia Sport Hall

Referees: Mihail Pirvu (ROU) / Radu Potirniche (ROU)

Shot distribution by player

3 S. Barcelo Garcia

	0/1	
		2/2

4 F. Cuello

5 T. Torossian

1/1		
	1/1	
		1/1

6 J. Ceccardi

1/2		2/2
0/1	1/1	1/1

1 miss.

7 T. Garay Gomez

		0/1
	1/1	
1/1		0/1

1 post

8 J. Saco

	0/1	
1/1		0/1
1/1		1/1

9 M. Jung

		3/3
1/1	0/1	1/1
4/6	2/3	1/1

2 miss.

10 R. Benacedo

15 L. Robledo

	0/1	

17 M. Gimenez Villa

23 J. Nobile

25 E. Kelm

1/1		
	1/1	

29 G. Asensio

42 B. Della Ratta

1/1	1/1	

TOTAL

2/3	0/3	5/6
3/3	2/3	1/2
7/10	5/6	6/7

1 post 3 miss.

Saves distribution goalkeepers

1 A. Perznianko

3/10	1/1	1/6
0/1	1/2	1/1
0/5	0/2	1/3

12 G. Guerra

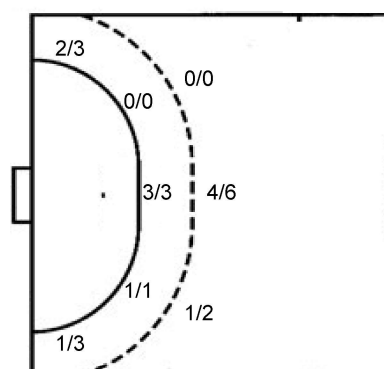
Testa		
1/2		1/4
1/1	1/1	
0/2	0/1	1/1

TOTAL

4/12	1/1	2/10
1/2	2/3	1/1
0/7	0/3	2/4

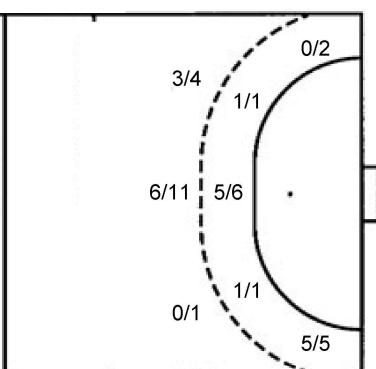
Shots by position

ATTACK



7m penalties 5/7
Fastbreak 2/2
Breakthrough 11/19
Long dist. 1/3

DEFENSE



7m penalties 2/4
Fastbreak 4/4
Breakthrough 4/12
Long dist. 1/1

Shooting statistics

Position	Goals	Sav.	Miss.	Post	Blk.	Total	%
Back (9m)	5	1	2	0	0	8	63
Line (6m)	4	0	0	0	0	4	100
Wing	3	2	0	1	0	6	50
7m penalties	5	2	0	0	0	7	71
Fastbreak	2	0	0	0	0	2	100
Breakthrough	11	7	1	0	0	19	58
Total	30	12	3	1	0	46	65

Jersey number Tot. Total shooting 6m 6m (line) shooting 9m 9m shooting Wng Wing shooting FB Fastbreak sh. 7m 7m penalty sh.
Brk. Breakthrough sh. LD Long distance sh. As. Assists PC Pass clear chance E7 Earned 7m pen. TF Technical faults St. Steals
2m 2m punishments C7. Committed 7m E2 Earned 2m pun. YC. Yellow cards R/B Red/Blue cards Blk. Blocks S Starting Line-up

Handball statistics and livescore by Toma-soft ltd (www.toma-soft.hr)



24th IHF Men's Junior (U21) World Championship

Germany / Greece

Group E, 3. round



Match Team Statistics

Match No. 42

Argentina 31 - 32 Norway

(12 - 18) (19 - 14)

23.6.2023. 15:30

Attendance: 50

Ano Liosia Sport Hall

Referees: Mihail Pirvu (ROU) / Radu Potirniche (ROU)

Norway

Players		Goals / shots										Attack					Def.			Penalties				TP	
#	Surname and name	S	Tot.	%	9m	6m	Wing	7m	FB	Brk.	LD	As.	PC	E7	E2	TF	St.	C7	Blk	YC	2m	R	B		
1	TRYGGESTAD Sivert Jonson						2/2										1								3:04
3	JOHNSEN Erlend		2/2	100			2/2																		19:49
5	GRAM Preben																								13:33
10	HOINESS Aleksander	S	4/8	50	2/4			1/2		0/1	1/1	4					1		1					1	47:28
12	IBSEN Henrik	S																							50:53
13	OTTESEN Sverre		0/2	0	0/1					0/1		1					1								13:19
14	LARSEN Lars Eirik	S	6/6	100		6/6								2		1									25:06
18	BERG Benjamin		1/1	100	1/1							3					1	1	1				1	1	16:16
24	KNUTSEN Tord Lea	S	5/10	50	4/6					1/4		3	1				5		3				2		54:48
25	STANKIEWICZ Ebbe	S	3/3	100			3/3					1					1								38:35
29	STENERSEN Thomas	S	1/2	50	1/1	0/1						1							1					1	31:13
30	SOLHEIM Sondre Mikal		4/8	50	1/3							2	1	1	1										43:10
32	HAUGLI Even	S	4/7	57			0/2	1/2	3/3			1							1						45:00
33	HÖGDAHL Lars Linus		2/3	67		1/1			1/1	0/1									2						17:46
34	GRAN Hans																								
Team / bench																									1
UKUPNO			32/52	62	9/16	7/8	5/7	2/4	4/4	4/12	1/1	16	2	3	1	11	2	8	0	1	4	1	1		

Goalkeepers		Saves / shots									
#	Surname and name	Tot.	%	9m	6m	Wing	7m	FB	Brk.	LD	
1	TRYGGESTAD Sivert Jonson	2/6	33		0/1	0/1	2/3		0/1		
12	IBSEN Henrik	10/37	27	1/6	0/3	2/4	0/4	0/2	7/17	0/1	
34	GRAN Hans										
TOTAL		12/43	28	1/6	0/4	2/5	2/7	0/2	7/18	0/1	

Coach: Zarko Pejovic

Number of attacks: 63, Efficiency: 51%, Average Duration: 28.46 seconds

Attack by type of defense

	Shots	9m	6m	Wing	TF	E7	E2
On def. 6-0	11/17	7/7	2/3	1/3	3	2	0
On def. 5-1	12/20	2/7	4/4	4/4	7	1	1
On def. 4-2	1/2	0/1	1/1	0/0	1	0	0
On def. 3-3	0/3	0/1	0/0	0/0	0	0	0
On def. press.	1/1	0/0	0/0	0/0	0	0	0
Fastbreak	4/4				0	0	0

Defense by type

	Total	9m	6m	Wing	Stl.	C7	2m
Def. 6-0	23/37	5/8	4/4	3/6	2	8	4
Fastbreak	2/2				0	0	0

Defense with superiority / minority / goalkeeper out

	Attack				Reaction		
	Att.	Eff.	Shots	TF	FB	LD	Tot.
7 on 6 (GK out)	3	67%	2/3	0	0/0	0/0	0/0
6 on 6 (GK out)	2	0%	0/1	1	0/0	1/1	1/1
5 on 6 (GK out)	1	0%	0/0	1	0/0	0/0	0/0
5 on 5 (GK out)	1	0%	0/0	1	0/0	0/0	0/0
6 on 6	43	49%	21/31	12			
6 on 5	8	50%	4/7	1			
6 on 4	2	100%	2/2	0			
5 on 6	3	67%	2/3	0			
4 on 5	1	0%	0/1	0			

Numbers show attacking numbers of opponent. Lower efficiency of opponent means better defense of this team

Attack with superiority / minority / goalkeeper out

	Attack				Reaction		
	Att.	Eff.	Shots	TF	FB	LD	Tot.
7 on 6 (GK out)	12	17%	2/9	3	1/1	1/2	2/3
6 on 6 (GK out)	2	0%	0/2	0	0/0	0/1	0/1
5 on 6 (GK out)	1	100%	1/1	0	0/0	0/0	0/0
6 on 6	34	62%	21/29	5			
5 on 6	4	50%	2/2	2			
6 on 5	6	67%	4/5	1			
4 on 5	1	0%	0/1	0			
6 on 4 (GK out)	1	100%	1/1	0	0/0	0/0	0/0
6 on 4	1	0%	0/1	0			
5 on 4	1	100%	1/1	0			

Player superiority / GK out counted at the end of attack (in case it changes during attack)

Jersey number Tot. Total shooting 6m 6m (line) shooting 9m 9m shooting Wng Wing shooting FB Fastbreak sh. 7m 7m penalty sh.
 Brk. Breakthrough sh. LD Long distance sh. As. Assists PC Pass clear chance E7 Earned 7m pen. TF Technical faults St. Steals
 2m 2m punishments C7. Committed 7m E2 Earned 2m pun. YC. Yellow cards R/B Red/Blue cards Blk. Blocks S Starting Line-up

Handball statistics and livescore by Toma-soft ltd (www.toma-soft.hr)



24th IHF Men's Junior (U21) World Championship

Germany / Greece

Group E, 3. round



Match Team Statistics

Match No. 42

Argentina 31 - 32 Norway

(12 - 18) (19 - 14)

23.6.2023. 15:30

Attendance: 50

Ano Liosia Sport Hall

Referees: Mihail Pirvu (ROU) / Radu Potirniche (ROU)

Shot distribution by player

3 E. Johnsen

1/1		

1/1 lob

5 P. Gram

10 A. Hoiness

1/2		1/1
1/1	1/2	

1 post 1 miss.

13 S. Ottesen

0/1		

1 miss.

14 L. Larsen

		1/1
	3/3	1/1

1/1 lob

18 B. Berg

1/1		

24 T. Knutsen

2/4	0/1	2/2
	0/1	
1/1		

1 post

25 E. Stankiewicz

1/1		2/2

29 T. Stenersen

		1/1
		0/1

30 S. Solheim

1/2		0/1
3/3		

2 post

32 E. Haugli

1/1		1/2
2/2		0/1

1 miss.

33 L. Høgdahl

1/1		1/2

TOTAL

8/12	0/1	8/10
1/2	1/3	0/1
7/7	3/3	2/4

4 post 3 miss. 2/2 lob

Saves distribution goalkeepers

1 S. Tryggestad

0/1		
1/2	0/2	1/1

12 H. Ibsen

1/2	3/3	1/6
0/3	1/3	1/2
2/8	1/4	0/6

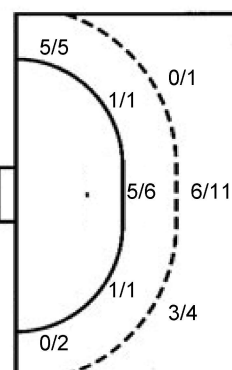
34 H. Gran

TOTAL

1/3	3/3	1/6
0/3	1/3	1/2
3/10	1/6	1/7

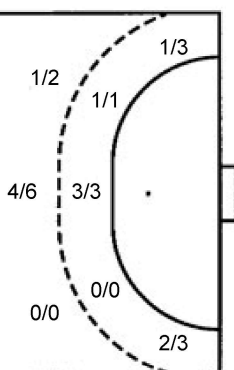
Shots by position

ATTACK



7m penalties 2/4
Fastbreak 4/4
Breakthrough 4/12
Long dist. 1/1

DEFENSE



7m penalties 5/7
Fastbreak 2/2
Breakthrough 11/19
Long dist. 1/3

Shooting statistics

Position	Goals	Sav.	Miss.	Post	Blk.	Total	%
Back (9m)	9	5	1	1	0	16	56
Line (6m)	7	1	0	0	0	8	88
Wing	5	1	1	0	0	7	71
7m penalties	2	1	0	1	0	4	50
Fastbreak	4	0	0	0	0	4	100
Breakthrough	4	5	1	2	0	12	33
Total	31	13	3	4	0	51	61

Jersey number Tot. Total shooting 6m 6m (line) shooting 9m 9m shooting Wng Wing shooting FB Fastbreak sh. 7m 7m penalty sh.
Brk. Breakthrough sh. LD Long distance sh. As. Assists PC Pass clear chance E7 Earned 7m pen. TF Technical faults St. Steals
2m 2m punishments C7. Committed 7m E2 Earned 2m pun. YC. Yellow cards R/B Red/Blue cards Blk. Blocks S Starting Line-up



24th IHF Men's Junior (U21) World Championship

Germany / Greece

Group E, 3. round



Match Team Statistics

Match No. 42

Argentina 31 - 32 Norway

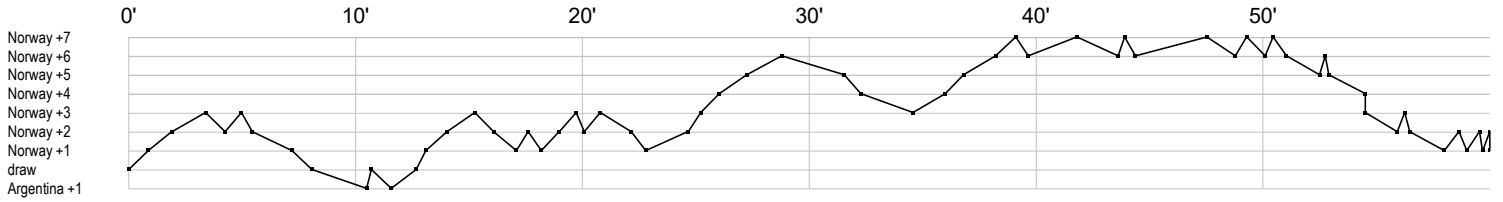
(12 - 18) (19 - 14)

23.6.2023. 15:30

Attendance: 50

Ano Liosia Sport Hall

Referees: Mihail Pirvu (ROU) / Radu Potirniche (ROU)



Argentina

1 Perznianko A	r r r r sf s	r srr r r	r r r r s r r sr	r r	s s	r r r r s r	
3 Barcelo	t a		g f g				
4 Cuello F							
5 Torossian T					g		g
6 Ceccardi J					f	g f g	g g b b g
7 Garay Gomez			f	g t		f	g t
8 Saco J	ei e	t f2				t g f e e t	t g e a g
9 Jung M	f g g g	g g t	g eg p g	f p f f i	g	f	c f a g g g
10 Benacedo R	c	trk					
12 Guerra Testa						s r	r s r r sf r ss r r r
15 Robledo L			f2				
17 Gimenez Villa							
23 Nobile J							
25 Kelm E			e				g
29 Asensio G			be	t	t a	p t t a r	
42 Della Ratta B							2

Norway

1 Tryggestad S			s				s r		r r
3 Johnsen E							g g t		
5 Gram P									
10 Hoiness A	g f f c	f a2		a	g g		t	a f	a
12 Ibsen H	s r r r r r	r r	s r r	r r	f s r f	s s	s r r r s s s r	r r s	r r r r r r r r
13 Ottesen S								f a t	f
14 Larsen L	g e	g t			g			g g	e
18 Berg B		a	a b g a t r k						
24 Knutsen T	a g	c2		f	g	a t f	f t	t 2 g	p g c f t a t f c g
25 Stankiewicz E			t g		g g				a
29 Stenersen T							g 2		a f c
30 Solheim S				p	a	f g	f	g	ai e g f g f
32 Haugli E			gg b	f		a		g g	f
33 Högdahl L				c g		c g		f	
34 Gran H									

In game	g Goal scored	f Missed shot	a Assist	t Technical faults	b Steal
2 2min suspension	e Earned 7m	c Committed 7m	y Yellow card	r Red Card	k Blue card
i Earned 2min.	x Block	4 4min suspension	p Pass for clear chance	s Saved shot	r Received goal