



24th IHF Men's Junior (U21) World Championship

Germany / Greece

Group C, 3. round



Match Team Statistics

Match No. 40

Portugal 27 - 19 Brazil

(13 - 11) (14 - 8)

23.6.2023. 20:15

Attendance: 3267

Swiss Life Hall

Referees: Youcef Belkhiri (ALG) / Sid Ali Hamidi (ALG)

Portugal

Players		Goals / shots									Attack				Def.			Penalties				TP				
#	Surname and name	S	Tot.	%	9m	6m	Wing	7m	FB	Brk.	LD	As.	PC	E7	E2	TF	St.	C7	Blk	YC	2m		R	B		
3	SOUSA André		9/9	100	3/3			2/2		4/4		2	3			3									35:56	
6	VIANA Gabriel		0/1	0					0/1																14:55	
8	OLIVEIRA Miguel		1/1	100						1/1		1		2	1	1	2		1						48:38	
11	QUEIROS Nuno		1/2	50		1/2										1									29:11	
13	CAMPOS Rodrigo	S	0/1	0	0/1											1									4:32	
14	PEGAS Bernardo	S	1/3	33			0/1		1/2								2	2							36:02	
16	MARQUES Diogo	S											1												59:59	
17	OLIVEIRA Pedro	S	3/6	50		1/2	2/2	0/1	0/1																36:41	
18	COSTA Vasco	S	5/10	50	4/6			0/1		1/3		1	1		1										37:01	
21	TAVARES Guilherme		1/2	50	1/2									1				1					1		2:10	
23	GOMES Joao		2/3	67						2/3		4	3	2			5	2							38:09	
24	RIBEIRO Lucas																								4:45	
33	MELO Nilton	S	2/2	100						2/2															16:48	
73	TEIXEIRA Tiago		1/2	50			1/1	0/1																	24:59	
86	BRANDAO Ricardo	S	1/3	33	0/1	1/2											1		1						30:14	
90	FERREIRA Tiago																									
	Team / bench																									
	UKUPNO		27/45	60	8/13	3/6	3/4	2/5	1/4	10/13	0/0	8	8	5	2	14	6	2	1	0	1	0	0			

Goalkeepers		Saves / shots								
#	Surname and name	Tot.	%	9m	6m	Wing	7m	FB	Brk.	LD
16	MARQUES Diogo	8/26	31	4/11	0/1	1/6	0/2	1/1	2/5	
90	FERREIRA Tiago									
	TOTAL	8/26	31	4/11	0/1	1/6	0/2	1/1	2/5	0/0

Coach: Carlos Martingo

Number of attacks: 56, Efficiency: 48%, Average Duration: 29.84 seconds

Attack by type of defense

	Shots	9m	6m	Wing	TF	E7	E2
On def. 6-0	13/22	5/9	2/5	1/1	8	5	1
On def. 5-1	4/5	1/1	0/0	0/1	3	0	0
On def. 3-2-1	6/8	1/2	1/1	2/2	3	0	1
Fastbreak	1/4				0	0	0

Defense by type

	Total	9m	6m	Wing	Stl.	C7	2m
Def. 6-0	16/37	7/23	1/1	5/6	6	2	1
Fastbreak	0/1				0	0	0

Attack with superiority / minority / goalkeeper out

	Attack				Reaction		
	Att.	Eff.	Shots	TF	FB	LD	Tot.
6 on 6 (GK out)	1	0%	0/0	1	0/0	1/1	1/1
6 on 6	49	53%	26/40	9			
6 on 5	6	17%	1/2	4			

Player superiority / GK out counted at the end of attack (in case it changes during attack)

Defense with superiority / minority / goalkeeper out

	Attack				Reaction		
	Att.	Eff.	Shots	TF	FB	LD	Tot.
7 on 6 (GK out)	5	20%	1/4	1	0/1	0/0	0/1
6 on 6 (GK out)	3	67%	2/3	0	0/0	0/0	0/0
6 on 6	45	31%	14/30	15			
6 on 5	2	100%	2/2	0			

Numbers show attacking numbers of opponent. Lower efficiency of opponent means better defense of this team

Jersey number Tot. Total shooting 6m 6m (line) shooting 9m 9m shooting Wng Wing shooting FB Fastbreak sh. 7m 7m penalty sh.
 Brk. Breakthrough sh. LD Long distance sh. As. Assists PC Pass clear chance E7 Earned 7m pen. TF Technical faults St. Steals
 2m 2m punishments C7. Committed 7m E2 Earned 2m pun. YC. Yellow cards R/B Red/Blue cards Blk. Blocks S Starting Line-up



24th IHF Men's Junior (U21) World Championship

Germany / Greece

Group C, 3. round



Match Team Statistics

Match No. 40

Portugal 27 - 19 Brazil

(13 - 11) (14 - 8)

23.6.2023. 20:15

Attendance: 3267

Swiss Life Hall

Referees: Youcef Belkhiri (ALG) / Sid Ali Hamidi (ALG)

Shot distribution by player

3 A. Sousa	6 G. Viana	8 M. Oliveira	11 N. Queiros	13 R. Campos	14 B. Pegas	17 P. Oliveira
4/4	0/1	1/1	1/1	1 miss.	0/1 1/1	0/1
5/5					0/1	3/4
					1 post	
18 V. Costa	21 G. Tavares	23 J. Gomes	24 L. Ribeiro	33 N. Melo	73 T. Teixeira	86 R. Brandao
1/1	0/1	1/1		2/2	0/1	1/2
3/4	1/1	1/2			1/1	
2 miss.						1 miss.

TOTAL

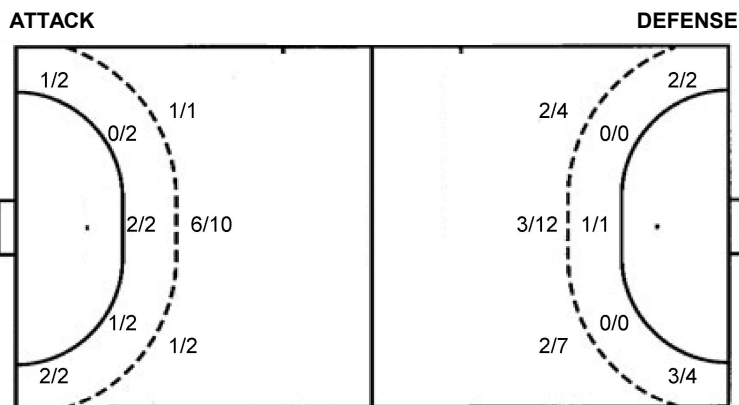
2/5	1/3	0/1
		0/2
12/13	0/1	12/15

1 post 4 miss.

Saves distribution goalkeepers

16 D. Marques	90 T. Ferreira	TOTAL
1/2		1/2
1/2		1/2
1/3		1/3
		1/1
		2/3
1/6		1/6
0/2		0/2
1/6		1/6

Shots by position



7m penalties 2/5
Fastbreak 1/4
Breakthrough 10/13
Long dist. 0/0

7m penalties 2/2
Fastbreak 0/1
Breakthrough 3/7
Long dist. 1/1

Shooting statistics

Position	Goals	Sav.	Miss.	Post	Blk.	Total	%
Back (9m)	8	2	3	0	0	13	62
Line (6m)	3	3	0	0	0	6	50
Wing	3	1	0	0	0	4	75
7m penalties	2	3	0	0	0	5	40
Fastbreak	1	2	0	1	0	4	25
Breakthrough	10	2	1	0	0	13	77
Total	27	13	4	1	0	45	60

Jersey number Tot. Total shooting 6m 6m (line) shooting 9m 9m shooting Wng Wing shooting FB Fastbreak sh. 7m 7m penalty sh.
Brk. Breakthrough sh. LD Long distance sh. As. Assists PC Pass clear chance E7 Earned 7m pen. TF Technical faults St. Steals
2m 2m punishments C7. Committed 7m E2 Earned 2m pun. YC. Yellow cards R/B Red/Blue cards Blk. Blocks S Starting Line-up

Handball statistics and livescore by Toma-soft ltd (www.toma-soft.hr)



24th IHF Men's Junior (U21) World Championship

Germany / Greece

Group C, 3. round



Match Team Statistics

Match No. 40

Portugal 27 - 19 Brazil

(13 - 11) (14 - 8)

23.6.2023. 20:15

Attendance: 3267

Swiss Life Hall

Referees: Youcef Belkhiri (ALG) / Sid Ali Hamidi (ALG)

Brazil

#	Surname and name	S	Goals / shots								Attack					Def.			Penalties				TP			
			Tot.	%	9m	6m	Wing	7m	FB	Brk.	LD	As.	PC	E7	E2	TF	St.	C7	Blk	YC	2m	R		B		
3	ALMEIDA Ruan Pablo Da Silva																								6:12	
4	QUINTINO Michael Da Silva	S	2/2	100				2/2							1						1	1	2			58:55
5	MORAIS Caio Vinicius De Souza		0/2	0	0/2																				11:00	
6	SOUZA Caue Silva Martins		2/4	50	1/3				1/1					1		1	1	1							21:00	
8	HENN Giancarlo Felipe		1/1	100	1/1																				3:58	
10	GRIGGIO Gabriel Cardoso		1/1	100		1/1								1											37:14	
12	VIEIRA Luiz Felipe Araujo																								7:51	
14	ROSA Gabriel Dos Santos Da		4/9	44	1/4									2		1								1	37:33	
15	CASTRO Nhaua Teixeira De	S																							0:13	
17	FROES Samir Oliveira		3/5	60				3/4		0/1															52:16	
19	SOSA Pedro Daitx	S																						1	27:33	
30	LANGARO Davi Inoue	S	1/2	50	1/1																				33:54	
31	FRIAS Mateus Henrique Da Silva		1/1	100																					7:01	
33	RIBERA Nicolas Gardilcic	S																							21:33	
77	SANTOS William Da Silva	S																							45:44	
83	MONTA DA SILVA Hugo Bryan	S	4/14	29	3/12				1/1					1	4										48:03	
	Team / bench																									
	UKUPNO		19/41	46	7/23	1/1	5/6	2/2	0/1	3/7	1/1			6	5	2	1	16	3	5	0	1	3	0	0	

Goalkeepers		Saves / shots								
#	Surname and name	Tot.	%	9m	6m	Wing	7m	FB	Brk.	LD
12	VIEIRA Luiz Felipe Araujo	2/7	29	1/2			1/2	0/1	0/2	
77	SANTOS William Da Silva	11/33	33	1/8	3/6	1/4	2/3	2/2	2/10	
	TOTAL	13/40	33	2/10	3/6	1/4	3/5	3/3	2/12	0/0

Coach: Drean Farencena Dutra

Number of attacks: 55, Efficiency: 35%, Average Duration: 35.36 seconds

Attack by type of defense

	Shots	9m	6m	Wing	TF	E7	E2
On def. 6-0	16/37	7/23	1/1	5/6	16	2	1
Fastbreak	0/1				0	0	0

Defense by type

	Total	9m	6m	Wing	Stl.	C7	2m
Def. 6-0	13/22	5/9	2/5	1/1	2	5	1
Def. 5-1	4/5	1/1	0/0	0/1	1	0	0
Def. 3-2-1	6/8	1/2	1/1	2/2	0	0	2
Fastbreak	1/4				0	0	0

Attack with superiority / minority / goalkeeper out

	Attack				Reaction		
	Att.	Eff.	Shots	TF	FB	LD	Tot.
7 on 6 (GK out)	5	20%	1/4	1	0/1	0/0	0/1
6 on 6 (GK out)	3	67%	2/3	0	0/0	0/0	0/0
6 on 6	45	31%	14/30	15			
6 on 5	2	100%	2/2	0			

Player superiority / GK out counted at the end of attack (in case it changes during attack)

Defense with superiority / minority / goalkeeper out

	Attack				Reaction		
	Att.	Eff.	Shots	TF	FB	LD	Tot.
6 on 6 (GK out)	1	0%	0/0	1	0/0	1/1	1/1
6 on 6	49	53%	26/40	9			
6 on 5	6	17%	1/2	4			

Numbers show attacking numbers of opponent. Lower efficiency of opponent means better defense of this team

Jersey number Tot. Total shooting 6m 6m (line) shooting 9m 9m shooting Wng Wing shooting FB Fastbreak sh. 7m 7m penalty sh.
 Brk. Breakthrough sh. LD Long distance sh. As. Assists PC Pass clear chance E7 Earned 7m pen. TF Technical faults St. Steals
 2m 2m punishments C7. Committed 7m E2 Earned 2m pun. YC. Yellow cards R/B Red/Blue cards Blk. Blocks S Starting Line-up

Handball statistics and livescore by Toma-soft ltd (www.toma-soft.hr)



24th IHF Men's Junior (U21) World Championship

Germany / Greece

Group C, 3. round



Match Team Statistics

Match No. 40

Portugal 27 - 19 Brazil

(13 - 11) (14 - 8)

23.6.2023. 20:15

Attendance: 3267

Swiss Life Hall

Referees: Youcef Belkhiri (ALG) / Sid Ali Hamidi (ALG)

Shot distribution by player

3 R. Almeida

4 M. Quintino

		1/1

1/1 lob

5 C. Morais

1 miss. 1 block

6 C. Souza

		0/1
	1/1	1/1

1 miss.

8 G. Henn

		1/1

10 G. Griggio

		1/1

14 G. Rosa

	1/1	
		1/2
2/2		

1 post 3 miss.

15 N. Castro

17 S. Froes

	0/1	
	0/1	
2/2		1/1

19 P. Sosa

30 D. Langaro

1/2		

31 M. Frias

	1/1	

33 N. Ribera

83 H. Monta Da Silva

1/2		2/2
		0/1
	1/1	0/1

4 post 3 miss.

TOTAL

1/2	1/2	2/3
	0/1	1/3
5/6	3/3	5/6

5 post 8 miss. 1 block 1/1 lob

Saves distribution goalkeepers

12 L. Vieira

1/1	1/2	
0/3		0/1

77 W. Santos

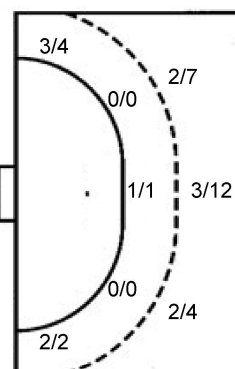
2/4	1/1	1/1
		2/2
1/10	1/1	3/14

TOTAL

3/5	2/3	1/1
		2/2
1/13	1/1	3/15

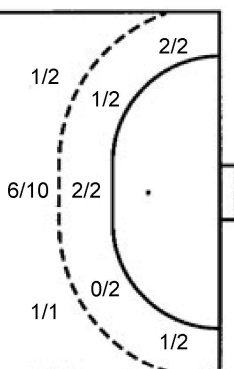
Shots by position

ATTACK



7m penalties 2/2
Fastbreak 0/1
Breakthrough 3/7
Long dist. 1/1

DEFENSE



7m penalties 2/5
Fastbreak 1/4
Breakthrough 10/13
Long dist. 0/0

Shooting statistics

Position	Goals	Sav.	Miss.	Post	Blk.	Total	%
Back (9m)	7	4	7	4	1	23	30
Line (6m)	1	0	0	0	0	1	100
Wing	5	1	0	0	0	6	83
7m penalties	2	0	0	0	0	2	100
Fastbreak	0	1	0	0	0	1	0
Breakthrough	3	2	1	1	0	7	43
Total	18	8	8	5	1	40	45

Jersey number Tot. Total shooting 6m 6m (line) shooting 9m 9m shooting Wng Wing shooting FB Fastbreak sh. 7m 7m penalty sh.
Brk. Breakthrough sh. LD Long distance sh. As. Assists PC Pass clear chance E7 Earned 7m pen. TF Technical faults St. Steals
2m 2m punishments C7. Committed 7m E2 Earned 2m pun. YC. Yellow cards R/B Red/Blue cards Blk. Blocks S Starting Line-up

Handball statistics and livescore by Toma-soft ltd (www.toma-soft.hr)



24th IHF Men's Junior (U21) World Championship

Germany / Greece

Group C, 3. round



Match Team Statistics

Match No. 40

Portugal 27 - 19 Brazil

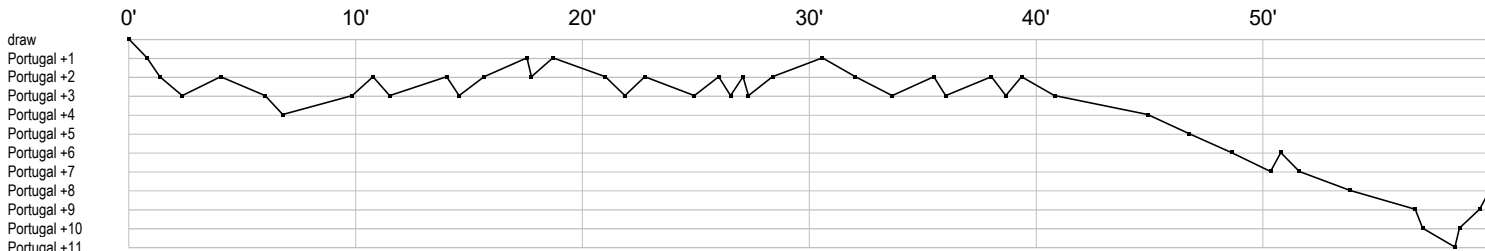
(13 - 11) (14 - 8)

23.6.2023. 20:15

Attendance: 3267

Swiss Life Hall

Referees: Youcef Belkhiri (ALG) / Sid Ali Hamidi (ALG)



Portugal

3 Sousa A	a	t	g	p	g	t	g	p	g	t	g	a	g	g	g										
6 Viana G														f											
8 Oliveira M					e					g	t		ie		b	abx									
11 Queiros N										g				f		t									
13 Campos R																f									
14 Pegas B		t	t	f			f							b		bg									
16 Marques D		s	r	s	r	r	r	r	r	r	s	r	r	r	r	s	r	p	s	r	r				
17 Oliveira P		g		f			f	g								g					f				
18 Costa V		a	i	g	f	f		f	g		g	f			g		g	f	p						
21 Tavares G																					e	fg	2		
23 Gomes J		g		p	f	t	e		ab	p	gb	t	t	a	a	t					p		a	e	t
24 Ribeiro L																									
33 Melo N																									gg
73 Teixeira T																g									f
86 Brandao R		g														t	f		c		f				
90 Ferreira T																									

Brazil

3 Almeida R																																
4 Quintino M				a	c	g				g	b	2	t												c							
5 Morais C			f																						t	f						
6 Souza C										a	f	g													t	f	ei					
8 Henn G																									t	g						
10 Griggio G				g					a		t																					
12 Vieira L																									r	r	s	r	sr			
14 Rosa G		f	2			g		g		g			a		a	f	g	e	f	f					f							
15 Castro N																																
17 Froes S										g		g	t	f											f	g						
19 Sosa P		t		b																												
30 Langaro D																																
31 Frias M																																
33 Ribera N																																
77 Santos W		r	r	r		r	r	sps	s	s	r	s	r	s	r	s	r	r	s	r	r	r	r	r	r	r	r	r	r	r	r	r
83 Monta Da		f	g	f	f	f	c			t	a	g	f	t			g	f	p	p	f	g	t	p	f	t	t	p	f	f		

In game	g Goal scored	f Missed shot	a Assist	t Technical faults	b Steal
2 2min suspension	e Earned 7m	c Committed 7m	y Yellow card	r Red Card	k Blue card
i Earned 2min.	x Block	4 4min suspension	p Pass for clear chance	s Saved shot	r Received goal