



24th IHF Men's Junior (U21) World Championship

Germany / Greece

Group D, 3. round



Match Team Statistics

Match No. 36

Spain 31 - 34 Faroe Islands

(10 - 21) (21 - 13)

23.6.2023. 20:15

Attendance: 650

GETEC Arena

Referees: Adam Biro (HUN) / Oliver Kiss (HUN)

Spain

#	Surname and name	S	Goals / shots								Attack				Def.			Penalties			TP					
			Tot.	%	9m	6m	Wing	7m	FB	Brk.	LD	As.	PC	E7	E2	TF	St.	C7	Blk	YC		2m	R	B		
2	CENIC Aleksandar	S	0/2	0	0/2																					9:13
4	RODRIGUEZ MORENO Javier	S	2/4	50		2/4									1	1										43:25
5	URRUZOLA PAGAZARTUNDUA Julen	S																								3:26
6	GURRI AREGAY Jan	S	6/13	46	1/2	1/4	0/1								4/4	0/2	2	3	1	2	3					52:48
7	MARTINEZ LLAMAZARES Antonio																									
8	SOLER BIESCAS Marti		0/1	0			0/1																	1	1	33:19
9	MUGICA SANTIAGO Julen		3/4	75		1/1				1/1	1/2									1	3					14:48
10	FURUNDARENA MAIZ Eneko																				1					28:51
11	NIETO MARCOS Gorka		6/8	75	0/1	1/2									4/4	1/1	5	3	1		1					45:23
12	DOMENECH CALATAYUD Roberto	S																								15:28
14	REGUART MASSANA Bruno		0/2	0	0/1										0/1											9:35
15	PARERA IBANEZ Artur		1/1	100		1/1																		1		15:52
16	MARTINEZ JIMENEZ Daniel		2/2	100												2/2										42:11
17	SEMPERE PERZ Juan Carlos		2/2	100											2/2											10:46
18	ALVAREZ DOMINGUEZ Carlos	S	6/9	67			4/6			2/2										1	1			2	1	59:48
19	FERNANDEZ GUZMAN Arnau	S	3/4	75			1/1	2/3																		35:07
	Team / bench																									
	UKUPNO		31/52	60	1/6	6/12	5/9	2/3	3/3	11/13	3/6	11	8	3	4	15	3	4	0	0	3	0	0			

#	Surname and name	Saves / shots								
		Tot.	%	9m	6m	Wing	7m	FB	Brk.	LD
12	DOMENECH CALATAYUD Roberto	2/18	11	0/2	2/9	0/1	0/1	0/3	0/2	
16	MARTINEZ JIMENEZ Daniel	13/31	42	4/9	4/11	2/4	1/2	1/3	1/2	
	TOTAL	15/49	31	4/11	6/20	2/5	1/3	1/6	1/4	0/0

Coach: Rodrigo Renones Calvo

Number of attacks: 65, Efficiency: 48%, Average Duration: 25.27 seconds

Attack by type of defense

	Shots	9m	6m	Wing	TF	E7	E2
On def. 6-0	18/35	1/6	5/11	3/7	12	3	4
On def. 5-1	3/3	0/0	1/1	2/2	3	0	0
Fastbreak	3/3				0	0	0

Defense by type

	Total	9m	6m	Wing	Stl.	C7	2m
Def. 6-0	14/20	6/9	7/9	0/1	3	2	1
Def. 5-1	13/24	1/5	7/11	3/5	0	2	2
Fastbreak	5/6				0	0	0

Attack with superiority / minority / goalkeeper out

	Attack				Reaction		
	Att.	Eff.	Shots	TF	FB	LD	Tot.
6 on 6 (GK out)	1	100%	1/1	0	0/0	0/0	0/0
6 on 6	53	49%	26/41	12			
6 on 5	6	17%	1/4	2			
6 on 4	1	100%	1/1	0			
5 on 6	4	50%	2/3	1			

Player superiority / GK out counted at the end of attack (in case it changes during attack)

Defense with superiority / minority / goalkeeper out

	Attack				Reaction		
	Att.	Eff.	Shots	TF	FB	LD	Tot.
7 on 6 (GK out)	6	0%	0/1	5	2/2	2/3	4/5
6 on 6 (GK out)	1	0%	0/0	1	0/0	0/1	0/1
6 on 6	46	59%	27/41	5			
5 on 6	5	80%	4/5	0			
6 on 5	5	40%	2/4	1			
6 on 4	1	100%	1/1	0			

Numbers show attacking numbers of opponent. Lower efficiency of opponent means better defense of this team

Jersey number Tot. Total shooting 6m 6m (line) shooting 9m 9m shooting Wng Wing shooting FB Fastbreak sh. 7m 7m penalty sh.
 Brk. Breakthrough sh. LD Long distance sh. As. Assists PC Pass clear chance E7 Earned 7m pen. TF Technical faults St. Steals
 2m 2m punishments C7. Committed 7m E2 Earned 2m pun. YC. Yellow cards R/B Red/Blue cards Blk. Blocks S Starting Line-up



24th IHF Men's Junior (U21) World Championship

Germany / Greece

Group D, 3. round



Match Team Statistics

Match No. 36

Spain 31 - 34 Faroe Islands

(10 - 21) (21 - 13)

23.6.2023. 20:15

Attendance: 650

GETEC Arena

Referees: Adam Biro (HUN) / Oliver Kiss (HUN)

Shot distribution by player

2 A. Cenic 0/1 0/1	4 J. Rodriguez Moreno 0/1 0/1 1/1 1/1	5 J. Uruzola Pagazartundua	6 J. Gurri Aregay 1/1 0/1 3/3 0/1 1/1 0/1 1/3 2 miss.	7 A. Martinez Llamazares	8 M. Soler Biescas 1 post	9 J. Mugica Santiago 0/1 1/1 1/1 1/1
10 E. Furundarena Maiz	11 G. Nieto Marcos 1/1 2/2 0/1 1/2 2/2	14 B. Reguart Massana 0/1 0/1	15 A. Parera Ibanez 1/1	17 J. Sempere Perz 1/1 1/1	18 C. Alvarez Dominguez 0/1 1/2 4/4 1 miss. 1/1 lob	19 A. Fernandez Guzman 1/1 1/1 0/1

TOTAL

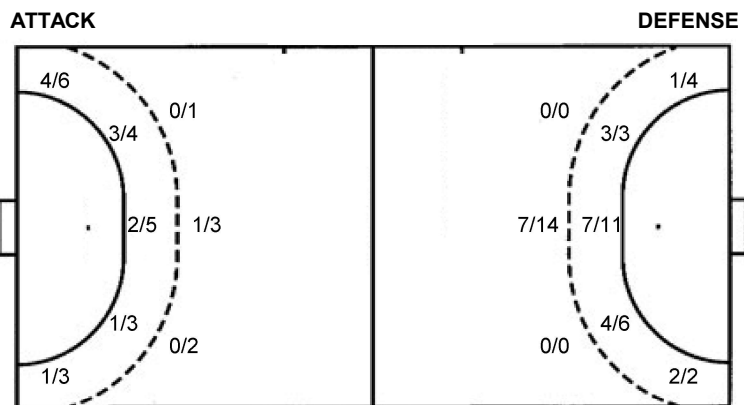
3/5	0/1	8/10
0/2	2/4	3/4
2/4	6/9	4/6

1 post 3 miss. 1/1 lob

Saves distribution goalkeepers

12 R. Domenech Calatayud 0/4 1/1 0/2 1/1 0/6 0/1 0/2	16 D. Martinez Jimenez 2/7 1/4 1/2 1/1 2/2 2/9 0/1 4/5	TOTAL 2/11 1/1 1/6 2/3 1/1 2/2 2/15 0/2 4/7
--	--	---

Shots by position



7m penalties 2/3
Fastbreak 3/3
Breakthrough 11/13
Long dist. 3/6

7m penalties 2/4
Fastbreak 5/6
Breakthrough 3/4
Long dist. 0/0

Shooting statistics

Position	Goals	Sav.	Miss.	Post	Blk.	Total	%
Back (9m)	1	5	0	0	0	6	17
Line (6m)	6	6	0	0	0	12	50
Wing	5	3	0	1	0	9	56
7m penalties	2	1	0	0	0	3	67
Fastbreak	3	0	0	0	0	3	100
Breakthrough	11	2	0	0	0	13	85
Total	28	17	0	1	0	46	61

Jersey number Tot. Total shooting 6m 6m (line) shooting 9m 9m shooting Wng Wing shooting FB Fastbreak sh. 7m 7m penalty sh.
Brk. Breakthrough sh. LD Long distance sh. As. Assists PC Pass clear chance E7 Earned 7m pen. TF Technical faults St. Steals
2m 2m punishments C7. Committed 7m E2 Earned 2m pun. YC. Yellow cards R/B Red/Blue cards Blk. Blocks S Starting Line-up

Handball statistics and livescore by Toma-soft ltd (www.toma-soft.hr)



24th IHF Men's Junior (U21) World Championship

Germany / Greece

Group D, 3. round



Match Team Statistics

Match No. 36

Spain 31 - 34 Faroe Islands

(10 - 21) (21 - 13)

23.6.2023. 20:15

Attendance: 650

GETEC Arena

Referees: Adam Biro (HUN) / Oliver Kiss (HUN)

Faroe Islands

#	Surname and name	S	Goals / shots								Attack				Def.			Penalties			TP						
			Tot.	%	9m	6m	Wing	7m	FB	Brk.	LD	As.	PC	E7	E2	TF	St.	C7	Blk	YC		2m	R	B			
1	JACOBSEN Pauli	S													3												38:50
4	SELVINDI Bjarni		1/1	100	1/1																						4:11
8	HANSEN Bogi																										
17	JENSEN Kristian																										
21	HOJ Pauli		1/2	50				1/2																			15:29
22	LACOK Aleksandar																										
23	LUTZEN Ovi																										
47	VEDELSBOL Isak	S	8/11	73			8/11								1		1										53:44
54	BJORGVIN Kristoffur																										10:05
61	MITTUN Pauli	S	3/3	100	1/1										3	2	1	1									42:54
63	SLYNE Brian																										
71	A SKIPAGOTU Elias Ellefsen	S	7/16	44	4/10	0/2		1/2							11	5	1			8	1	1					49:43
73	DJURHUUS Janus Dam	S	0/2	0			0/2														1	1					45:09
75	A SKIPAGOTU Rói Ellefsen	S	5/8	63	1/2	4/5									3	1		1	2		1						42:51
80	OLAFSSON Sveinur		1/1	100		1/1											1	1									57:43
88	WEST AV TEIGUM Hákun	S	8/10	80		1/1	2/2	1/2	4/5						1						1						59:21
	Team / bench																										
	UKUPNO		34/54	63	7/14	14/20	3/6	2/4	5/6	3/4	0/0				22	8	4	3	12	3	3	0	0	4	0	0	

#	Surname and name	Saves / shots								
		Tot.	%	9m	6m	Wing	7m	FB	Brk.	LD
1	JACOBSEN Pauli	16/42	38	5/6	6/12	3/8	0/2	0/1	2/13	
22	LACOK Aleksandar	1/1	100				1/1			
	TOTAL	17/43	40	5/6	6/12	3/8	1/3	1/1	2/13	0/0

Coach: Julian Johansen

Number of attacks: 64, Efficiency: 53%, Average Duration: 30.91 seconds

Attack by type of defense

	Shots	9m	6m	Wing	TF	E7	E2
On def. 6-0	14/20	6/9	7/9	0/1	5	2	1
On def. 5-1	13/24	1/5	7/11	3/5	5	2	2
On def. press.	0/0	0/0	0/0	0/0	2	0	0
Fastbreak	5/6				0	0	0

Defense by type

	Total	9m	6m	Wing	Stl.	C7	2m
Def. 6-0	18/35	1/6	5/11	3/7	3	3	4
Def. 5-1	3/3	0/0	1/1	2/2	0	0	0
Fastbreak	3/3				0	0	0

Attack with superiority / minority / goalkeeper out

	Attack				Reaction		
	Att.	Eff.	Shots	TF	FB	LD	Tot.
7 on 6 (GK out)	6	0%	0/1	5	2/2	2/3	4/5
6 on 6 (GK out)	1	0%	0/0	1	0/0	0/1	0/1
6 on 6	46	59%	27/41	5			
5 on 6	5	80%	4/5	0			
6 on 5	5	40%	2/4	1			
6 on 4	1	100%	1/1	0			

Player superiority / GK out counted at the end of attack (in case it changes during attack)

Defense with superiority / minority / goalkeeper out

	Attack				Reaction		
	Att.	Eff.	Shots	TF	FB	LD	Tot.
6 on 6 (GK out)	1	100%	1/1	0	0/0	0/0	0/0
6 on 6	53	49%	26/41	12			
6 on 5	6	17%	1/4	2			
6 on 4	1	100%	1/1	0			
5 on 6	4	50%	2/3	1			

Numbers show attacking numbers of opponent. Lower efficiency of opponent means better defense of this team

Jersey number Tot. Total shooting 6m 6m (line) shooting 9m 9m shooting Wng Wing shooting FB Fastbreak sh. 7m 7m penalty sh.
 Brk. Breakthrough sh. LD Long distance sh. As. Assists PC Pass clear chance E7 Earned 7m pen. TF Technical faults St. Steals
 2m 2m punishments C7. Committed 7m E2 Earned 2m pun. YC. Yellow cards R/B Red/Blue cards Blk. Blocks S Starting Line-up



24th IHF Men's Junior (U21) World Championship

Germany / Greece

Group D, 3. round



Match Team Statistics

Match No. 36

Spain 31 - 34 Faroe Islands

(10 - 21) (21 - 13)

23.6.2023. 20:15

Attendance: 650

GETEC Arena

Referees: Adam Biro (HUN) / Oliver Kiss (HUN)

Shot distribution by player

4 B. Selvindi 1/1	8 B. Hansen	17 K. Jensen	21 P. Hoj 0/1 1/1	23 O. Lutzen	47 Í. Vedelsbol 0/1 0/1 1/1 0/1 3/3 2/2 1/1 1/1 lob	54 K. Bjorgvin
61 P. Mittun 1/1 1/1 1/1	63 B. Slyne	71 E. Á Skipagotu 3/4 2/3 0/1 1/1 1/4 2 post 1 miss.	73 J. Djurhuus 0/1 1 post	75 R. Á Skipagotu 3/3 1/2 1/1 0/1 1 miss.	80 S. Olafsson 1/1	88 H. West Av Teigum 2/2 6/8

TOTAL

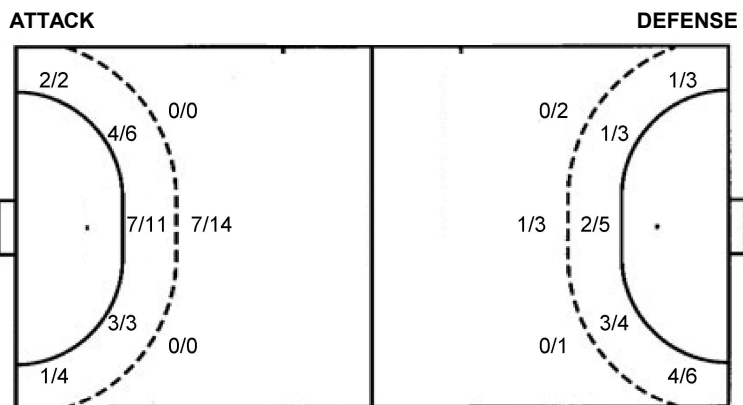
9/11	0/1	5/6
1/3	0/1	0/2
13/15	2/2	3/7

3 post 2 miss. 1/1 lob

Saves distribution goalkeepers

1 P. Jacobsen 2/5 1/1 2/10 2/2 2/4 1/4 2/4 2/5 2/6	22 A. Lacok 1/1	TOTAL 2/5 1/1 2/10 2/2 2/4 1/4 2/4 3/6 2/6
--	---------------------------	--

Shots by position



7m penalties 2/4
Fastbreak 5/6
Breakthrough 3/4
Long dist. 0/0

7m penalties 2/3
Fastbreak 3/3
Breakthrough 11/13
Long dist. 3/6

Shooting statistics

Position	Goals	Sav.	Miss.	Post	Blk.	Total	%
Back (9m)	7	4	2	1	0	14	50
Line (6m)	14	6	0	0	0	20	70
Wing	3	2	0	1	0	6	50
7m penalties	2	1	0	1	0	4	50
Fastbreak	5	1	0	0	0	6	83
Breakthrough	3	1	0	0	0	4	75
Total	34	15	2	3	0	54	63

Jersey number Tot. Total shooting 6m 6m (line) shooting 9m 9m shooting Wng Wing shooting FB Fastbreak sh. 7m 7m penalty sh.
Brk. Breakthrough sh. LD Long distance sh. As. Assists PC Pass clear chance E7 Earned 7m pen. TF Technical faults St. Steals
2m 2m punishments C7. Committed 7m E2 Earned 2m pun. YC. Yellow cards R/B Red/Blue cards Blk. Blocks S Starting Line-up

Handball statistics and livescore by Toma-soft ltd (www.toma-soft.hr)



24th IHF Men's Junior (U21) World Championship

Germany / Greece

Group D, 3. round



Match Team Statistics

Match No. 36

Spain 31 - 34 Faroe Islands

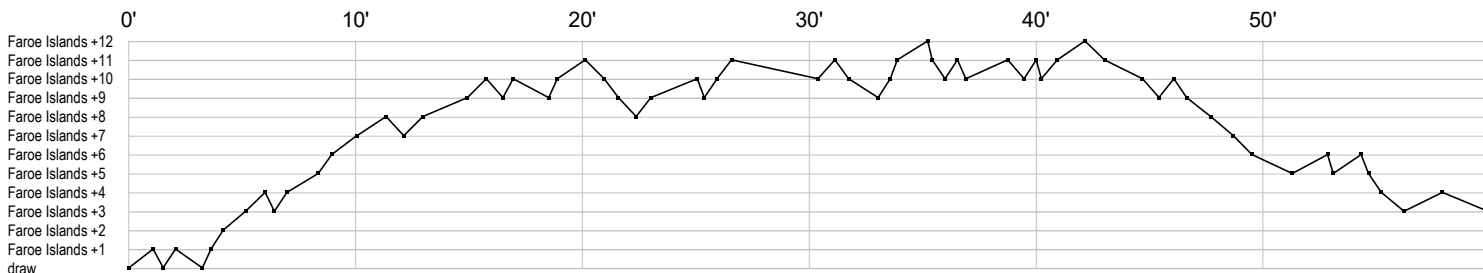
(10 - 21) (21 - 13)

23.6.2023. 20:15

Attendance: 650

GETEC Arena

Referees: Adam Biro (HUN) / Oliver Kiss (HUN)



Spain

2 Cenic A	f f			p	t																																	
4 Rodriguez		t	g	p	t												f	f	g	a	t																	
5 Urruzola																																						
6 Gurri Aregay	f	g		a	f	f	fi	p		f	g		t	fi	fg	g	t	e			p	g	pg	t														
7 Martinez																																						
8 Soler Biescas						f			c2																													
9 Mugica							g					i		t						g		t	f															
10 Furundarena																							c	t														
11 Nieto Marcos					t		g	p			g	p	a	g	p		a	f	a		g		e	g	g		a	a	f									
12 Domenech	r	r	r	r	r	r	r	r	r	r	r	r	s																									
14 Reguart					f	t														ft		a																
15 Parera Ibanez									2							g																						
16 Martinez							r	r	s		r	r	r	s	s	r	s	r	r	s	r	r	r	r	r	r	s	s	r	g	s	s	s	r	r	g	s	r
17 Sempere Perz																								g	a		g		at									
18 Alvarez		bg				f					f	ie				g	bg				g	2c							f	g	g							
19 Fernandez		b								g		g							g				f															

Faroe Islands

1 Jacobsen P		r	s	sa	as	r	s			s	r	s	s	r	r	s	r	r	r	s	r		s	r	r	r	sa	r	r	s	r	r	sr	r	rs	r	r	s	r	r	r	r	s											
4 Í Selvindi B																		t				g																																
8 Hansen B																																																						
17 Jensen K																																																						
21 Hoj P																												f	g																									
22 Lacok A																													s																									
23 Lutzen O																																																						
47 Vedelsbol Í	g	g				g				2	g	f										g	g	a								f	e	g	g	f																		
54 Bjorgvin K																																																						
61 Mittun P									g	g			a			ei	a					2			p							a				p	g																	
63 Slyne B																																																						
71 Á Skipagotu E	t	a	g	t	a	a	a	p		a	g	g	f	a	a	p	g	f	f	e	2	a	f	f	g	p	a	b	p	a	t	c	g	g	f	f	a	t	t	p	f	f				a	t			t	t			
73 Djurhuus J																														2c		b	f		f																			
75 Á Skipagotu R							g	g	f	a		g	ai							g	a													pcf							t	t				f								
80 Olafsson S																							g																															
88 West Av							g	g		ba													g	g	g	g								g	f			g												f				

In game	g	Goal scored	f	Missed shot	a	Assist	t	Technical faults	b	Steal	
2	2min suspension	e	Earned 7m	c	Committed 7m	y	Yellow card	r	Red Card	k	Blue card
i	Earned 2min.	x	Block	4	4min suspension	p	Pass for clear chance	s	Saved shot	r	Received goal