



24th IHF Men's Junior (U21) World Championship

Germany / Greece

Group F, 2. round



Match Team Statistics

Match No. 31

Greenland 12 - 50 Sweden

(5 - 24) (7 - 26)

22.6.2023. 15:45

Attendance:

Ano Liosia Sport Hall

Referees: Hamdy Nasser Hamdy (EGY) / Mahmoud El Beltagy (EGY)

Shot distribution by player

2 S. Jensen

		0/1

3 A. Jakobsen

1/1		

1 miss.

5 K. Nielsen Isaksen

1/1		
	0/1	
	0/1	

6 A. Lennert

1/1		
	0/2	1/1

1 miss.

7 K. Fleischer

		1/1
2/3	0/1	0/1

1 block

8 M. Rosing

2/3	0/1	

1 post

9 N. Andersen

	0/1	0/1

1 miss.

11 M. Rosing

1/1		0/1
	0/1	0/1

1 miss. 4 block

15 M. Lyng

0/1		

17 S. Moller

		0/2
		1/1

2 miss. 1 block

21 P. Lyng

		0/1
	0/1	
0/1		

1 miss. 2 block

24 K. Nielsen

27 C. Johansen

		1/1
0/1		

TOTAL

1/1	0/1	0/2
2/2	0/2	2/6
5/10	0/6	2/4

1 post 7 miss. 8 block

Saves distribution goalkeepers

1 B. Andersen

0/3	1/1	0/5
3/5	1/3	0/1
0/8	0/3	3/11

12 H. Hansen

0/3		0/4
	0/1	0/3
0/3	0/1	

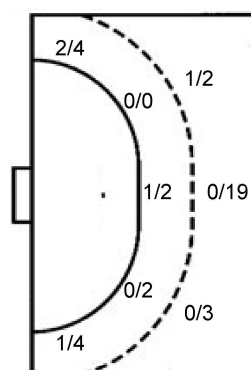
16 S. Geisler

TOTAL

0/6	1/1	0/9
3/5	1/4	0/4
0/11	0/4	3/11

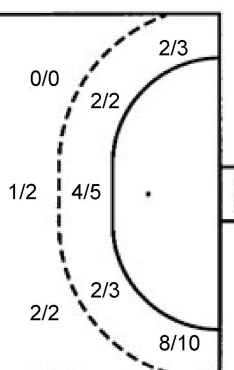
Shots by position

ATTACK



7m penalties 5/7
Fastbreak 0/0
Breakthrough 2/7
Long dist. 0/0

DEFENSE



7m penalties 3/4
Fastbreak 15/19
Breakthrough 10/13
Long dist. 1/2

Shooting statistics

Position	Goals	Sav.	Miss.	Post	Blk.	Total	%
Back (9m)	1	10	5	0	8	24	4
Line (6m)	1	2	1	0	0	4	25
Wing	3	5	0	0	0	8	38
7m penalties	5	0	1	1	0	7	71
Fastbreak	0	0	0	0	0	0	0
Breakthrough	2	5	0	0	0	7	29
Total	12	22	7	1	8	50	24

Jersey number Tot. Total shooting 6m 6m (line) shooting 9m 9m shooting Wng Wing shooting FB Fastbreak sh. 7m 7m penalty sh.
Brk. Breakthrough sh. LD Long distance sh. As. Assists PC Pass clear chance E7 Earned 7m pen. TF Technical faults St. Steals
2m 2m punishments C7. Committed 7m E2 Earned 2m pun. YC. Yellow cards R/B Red/Blue cards Blk. Blocks S Starting Line-up

Handball statistics and livescore by Toma-soft ltd (www.toma-soft.hr)



24th IHF Men's Junior (U21) World Championship

Germany / Greece

Group F, 2. round



Match Team Statistics

Match No. 31

Greenland 12 - 50 Sweden

(5 - 24) (7 - 26)

22.6.2023. 15:45

Attendance:

Ano Liosia Sport Hall

Referees: Hamdy Nasser Hamdy (EGY) / Mahmoud El Beltagy (EGY)

Sweden

#	Surname and name	S	Goals / shots									Attack				Def.			Penalties				TP				
			Tot.	%	9m	6m	Wing	7m	FB	Brk.	LD	As.	PC	E7	E2	TF	St.	C7	Blk	YC	2m	R		B			
4	HAMBERG Carl		7/10	70			4/6	0/1	3/3				1		1			2	1								26:57
5	LJUNGMARK Tobias	S	4/6	67			4/4		0/2				1		1	1	1										35:13
6	DONALDSSON Petter		1/3	33	0/1					1/2			1				1		1								26:10
7	LJUNGQUIST Adam	S	2/3	67	1/1				0/1	1/1			4	1			1	1									22:45
9	PALMAR Kasper	S	8/9	89	1/1				3/3	3/3	1/2		5	1			1										25:37
10	MÖLLER Felix	S	2/3	67		1/2				1/1			1		1												10:37
11	ERICSSON Johan		5/5	100		4/4				1/1							1	1	2								26:54
16	LINDÉN Alexander	S											1				1										30:00
17	ROBERTS Kelvin	S	4/4	100				2/2		2/2				1			1	1									20:07
18	SKOOG Axel		2/3	67		2/3								1					2								31:17
20	LARSSON Isak		2/2	100					1/1	1/1			4	1			1										15:56
21	SÄVINGER Oscar		1/2	50							1/2		1	1			1										27:19
22	LENNERNÄS Marcus		3/3	100	1/1				1/1	1/1			6	4	1	1	1	1									27:46
23	ELOVSON William	S	2/2	100						2/2							1	1	1	2	1						22:29
30	SANDERHEM Robin		2/3	67						2/3			1			1	1		1								30:17
33	LEYMAN Albin		5/7	71		1/1	0/1		4/5				1					3	2				1				40:36
	Team / bench																										
	UKUPNO		50/65	77	3/4	8/10	10/13	3/4	15/19	10/13	1/2		27	10	4	3	9	11	7	7	1	1	0	0			

#	Surname and name	Saves / shots								
		Tot.	%	9m	6m	Wing	7m	FB	Brk.	LD
16	LINDÉN Alexander	8/13	62	2/2	1/2	2/3	0/3		3/3	
21	SÄVINGER Oscar	14/21	67	8/9	1/1	3/5	0/2		2/4	
	TOTAL	22/34	65	10/11	2/3	5/8	0/5	3/0	5/7	0/0

Coach: Dennis Sandberg

Number of attacks: 72, Efficiency: 69%, Average Duration: 18.32 seconds

Attack by type of defense

	Shots	9m	6m	Wing	TF	E7	E2
On def. 6-0	1/1	0/0	0/0	1/1	1	0	0
On def. 5-1	30/39	3/4	8/10	9/12	8	4	3
Fastbreak	15/19				0	0	0

Defense by type

	Total	9m	6m	Wing	Stl.	C7	2m
Def. 6-0	7/43	1/24	1/4	3/8	11	7	1
Fastbreak	0/0				0	0	0

Attack with superiority / minority / goalkeeper out

	Attack				Reaction		
	Att.	Eff.	Shots	TF	FB	LD	Tot.
6 on 6	64	67%	43/55	9			
5 on 6	2	100%	2/2	0			
6 on 5	6	83%	5/6	0			

Player superiority / GK out counted at the end of attack (in case it changes during attack)

Defense with superiority / minority / goalkeeper out

	Attack				Reaction		
	Att.	Eff.	Shots	TF	FB	LD	Tot.
7 on 6 (GK out)	1	0%	0/0	1	0/0	0/0	0/0
6 on 6 (GK out)	2	0%	0/1	1	0/0	1/2	1/2
6 on 6	64	17%	11/38	26			
6 on 5	3	33%	1/2	1			
5 on 6	2	0%	0/1	1			

Numbers show attacking numbers of opponent. Lower efficiency of opponent means better defense of this team

Jersey number Tot. Total shooting 6m 6m (line) shooting 9m 9m shooting Wng Wing shooting FB Fastbreak sh. 7m 7m penalty sh.
 Brk. Breakthrough sh. LD Long distance sh. As. Assists PC Pass clear chance E7 Earned 7m pen. TF Technical faults St. Steals
 2m 2m punishments C7. Committed 7m E2 Earned 2m pun. YC. Yellow cards R/B Red/Blue cards Blk. Blocks S Starting Line-up



24th IHF Men's Junior (U21) World Championship

Germany / Greece

Group F, 2. round



Match Team Statistics

Match No. 31

Greenland 12 - 50 Sweden

(5 - 24) (7 - 26)

22.6.2023. 15:45

Attendance:

Ano Liosia Sport Hall

Referees: Hamdy Nasser Hamdy (EGY) / Mahmoud El Beltagy (EGY)

Shot distribution by player

4 C. Hamberg

3/3		
1/3	1/1	1/1

1 post 1/1 lob

5 T. Ljungmark

1/1	0/1	1/1
		1/1
	1/1	

1 post

6 P. Donaldsson

1/1		

1 post 1 miss.

7 A. Ljungquist

1/1		
1/1		0/1

1/1 lob

9 K. Palmar

		1/1
0/1		
5/5		2/2

10 F. Möller

1/1		

1 post 1/1 lob

11 J. Ericsson

		1/1
	1/1	1/1
2/2		

17 K. Roberts

		2/2
		2/2

18 A. Skoog

	2/2	

1 post

20 I. Larsson

		1/1
	1/1	

22 M. Lennemäs

		1/1
		1/1

1/1 lob

23 W. Elovson

1/1		1/1

30 R. Sanderhem

		1/1
1/1		0/1

33 A. Leyman

1/1		2/2
		2/3

1 miss.

TOTAL

6/6	0/1	9/9
2/5	2/2	4/4
11/11	4/4	8/11

5 post 2 miss. 3/3 lob

Saves distribution goalkeepers

16 A. Lindén

0/1		
	1/1	2/3
2/5	3/3	

21 O. Sävinger

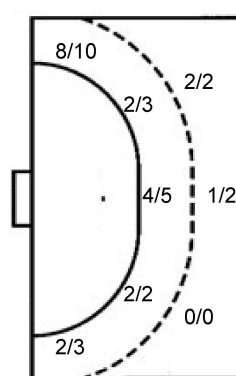
	1/1	2/2
0/2	1/1	2/3
3/5	3/3	2/4

TOTAL

0/1	1/1	2/2
0/2	2/2	4/6
5/10	6/6	2/4

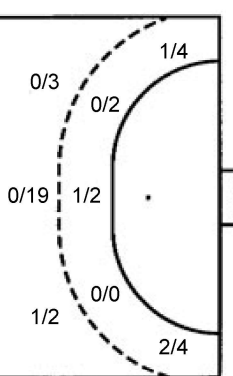
Shots by position

ATTACK



7m penalties 3/4
Fastbreak 15/19
Breakthrough 10/13
Long dist. 1/2

DEFENSE



7m penalties 5/7
Fastbreak 0/0
Breakthrough 2/7
Long dist. 0/0

Shooting statistics

Position	Goals	Sav.	Miss.	Post	Blk.	Total	%
Back (9m)	3	0	1	0	0	4	75
Line (6m)	8	0	0	2	0	10	80
Wing	10	1	1	1	0	13	77
7m penalties	3	1	0	0	0	4	75
Fastbreak	15	3	0	1	0	19	79
Breakthrough	10	2	0	1	0	13	77
Total	49	7	2	5	0	63	78

Jersey number Tot. Total shooting 6m 6m (line) shooting 9m 9m shooting Wng Wing shooting FB Fastbreak sh. 7m 7m penalty sh.
Brk. Breakthrough sh. LD Long distance sh. As. Assists PC Pass clear chance E7 Earned 7m pen. TF Technical faults St. Steals
2m 2m punishments C7. Committed 7m E2 Earned 2m pun. YC. Yellow cards R/B Red/Blue cards Blk. Blocks S Starting Line-up

Handball statistics and livescore by Toma-soft ltd (www.toma-soft.hr)



24th IHF Men's Junior (U21) World Championship

Germany / Greece

Group F, 2. round



Match Team Statistics

Match No. 31

Greenland 12 - 50 Sweden

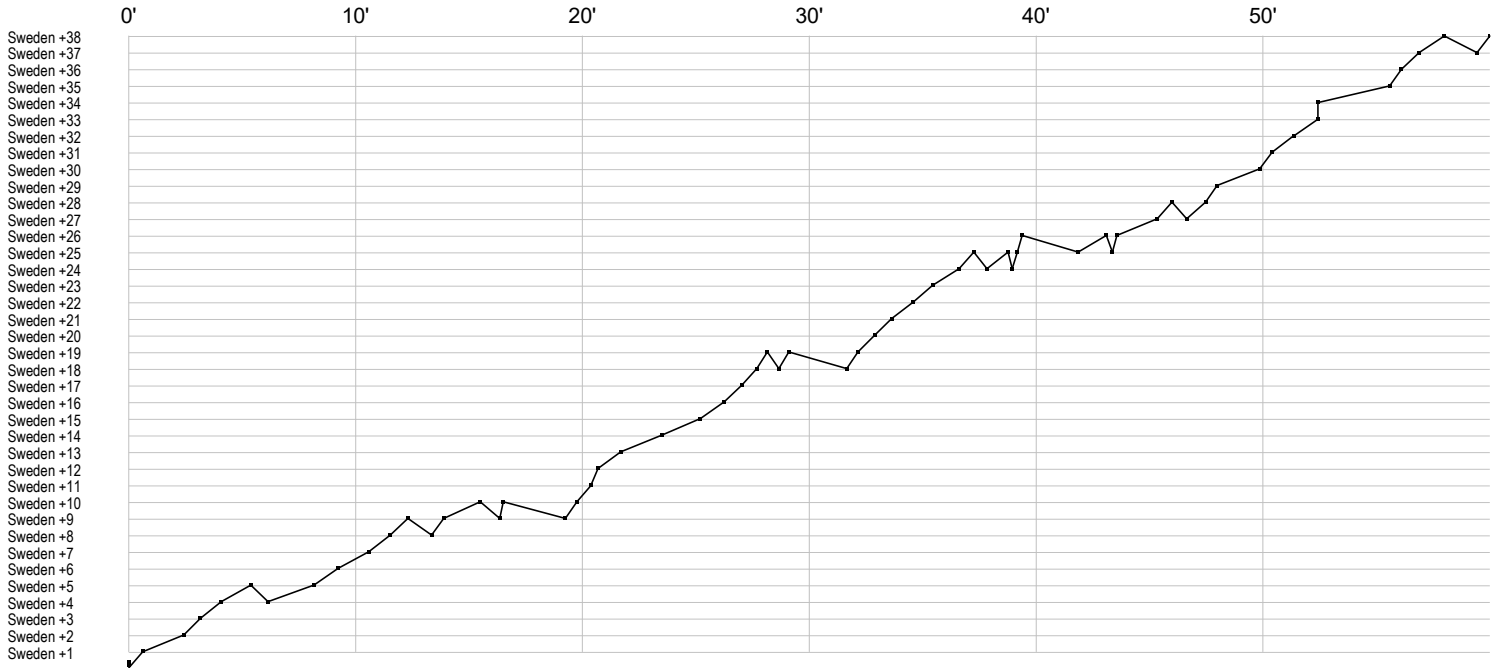
(5 - 24) (7 - 26)

22.6.2023. 15:45

Attendance:

Ano Liosia Sport Hall

Referees: Hamdy Nasser Hamdy (EGY) / Mahmoud El Beltagy (EGY)



Greenland

1 Andersen B	r r r r sr r r r r r r s r	r r rr	sr r s r r s r r	rs rs rr	rr r r s
2 Jensen S		e	f		
3 Jakobsen A			f		t t g
5 Nielsen	f g	t		ei t t f	
6 Lennert A	t f a t	t p f	f g g		
7 Fleischer K		p a p g ff	g t pg f t		p f
8 Rosing M	f g f g		f t		
9 Andersen N					f f f
11 Rosing M	f f t		ff b	a g f f	ff
12 Hansen H		rr r r r r r r r	r r r r r r r		
15 Lyng M				f	2c
16 Geisler S					
17 Moller S	f t	f	f t f t	p p g a t	f t
21 Lyng P	p tc tt	t e e t e e	t f b tp 2	t t p f f c f	ft ft d2
24 Nielsen K		b			t t e
27 Johansen C				g f	

Sweden

4 Hamberg C		c g g gg	gbg		f b ef g f a
5 Ljungmark T	f g	g a		g t g	f i e
6 Donaldsson P		f a f t			x g
7 Ljungquist A	ba a	t a			f g p a g
9 Palmar K	g g a f p g	g a g		t a g a a	g g
10 Möller F	e g f	a			g
11 Ericsson J		g b c		g g	g x x
16 Lindén A	s r sa s	r r r r ss ts s s r			
17 Roberts K	g p	bt g		g g	
18 Skoog A			x		f g gp x
20 Larsson I				g a ba g a p	a
21 Sävinger O			r s ss r r s	s r r s s rs ss	apsss s t g f r
22 Lennemäs M		c a g	ba		p pg p ga a p a ei
23 Elovson W	t x y b cg			x g	

g	Goal scored	t	Missed shot	g	Assist	t	Technical faults	b	Steal
e	Earned 7m	c	Committed 7m	y	Yellow card	r	Red Card	k	Blue card
i	Earned 2min.	x	Block	4	4min suspension	p	Pass for clear chance	s	Saved shot
								r	Received goal