



# 24th IHF Men's Junior (U21) World Championship

Germany / Greece

Group E, 2. round



Match Team Statistics

Match No. 30

## Norway 22 - 31 Hungary

(12 - 19) (10 - 12)

22.6.2023. 13:15

Attendance:

Ano Liosia Sport Hall

Referees: Titouan Picard (FRA) / Pierre Vauchez (FRA)

### Norway

#	Surname and name	S	Goals / shots								Attack				Def.			Penalties			TP						
			Tot.	%	9m	6m	Wing	7m	FB	Brk.	LD	As.	PC	E7	E2	TF	St.	C7	Blk	YC		2m	R	B			
1	TRYGGESTAD Sivert Jonson	S										2				1											27:47
3	JOHNSEN Erlend		1/1	100			1/1																				25:06
5	GRAM Preben	S	1/2	50			1/2																				29:58
10	HOINESS Aleksander		2/4	50	2/3							4	1		1	4	1										45:08
12	IBSEN Henrik	S																									23:40
13	OTTESEN Sverre		1/3	33	1/3							1															19:36
14	LARSEN Lars Eirik		3/4	75		2/3			1/1						1	2											25:10
18	BERG Benjamin	S	0/5	0	0/5							1	1			3	1	1									37:08
21	LORNSTAD Kristian Turmo		1/1	100		1/1										1								1			21:19
24	KNUTSEN Tord Lea	S	5/5	100	1/1		1/1			3/3		2	2		1	4							1				31:19
25	STANKIEWICZ Ebbe		3/7	43			3/7									1											29:43
29	STENERSEN Thomas	S	2/5	40	2/5							1	1		1	2	1						1				40:22
30	SOLHEIM Sondre Mikal	S	1/2	50						1/2						1											10:55
32	HAUGLI Even		2/2	100			1/1		1/1																		24:18
33	HÖGDAHL Lars Linus		0/2	0	0/2							1	1			2											28:31
34	GRAN Hans																										
	Team / bench																										
	UKUPNO		22/43	51	6/17	3/6	7/12	0/0	2/2	4/6	0/0	11	7	0	4	22	4	1	0	0	3	0	0				

#	Surname and name	Saves / shots								
		Tot.	%	9m	6m	Wing	7m	FB	Brk.	LD
1	TRYGGESTAD Sivert Jonson	4/23	17	1/5	0/1		0/1	1/3	2/11	0/2
12	IBSEN Henrik	6/18	33	2/2	2/4	1/2			1/8	0/2
34	GRAN Hans									
	TOTAL	10/41	24	3/7	2/5	1/2	0/1	1/3	3/19	0/4

Coach: Zarko Pejovic

Number of attacks: 64, Efficiency: 34%, Average Duration: 25.52 seconds

### Attack by type of defense

	Shots	9m	6m	Wing	TF	E7	E2
On def. 6-0	11/26	3/12	3/5	3/6	16	0	3
On def. 5-1	9/15	3/5	0/1	4/6	6	0	1
Fastbreak	2/2				0	0	0

### Defense by type

	Total	9m	6m	Wing	Stl.	C7	2m
Def. 6-0	23/36	4/8	3/6	1/3	4	1	3
Def. 5-1	1/1	0/0	0/0	0/0	0	0	0
Def. 4-2	0/1	0/1	0/0	0/0	0	0	0
Fastbreak	2/4				0	0	0

### Attack with superiority / minority / goalkeeper out

	Attack				Reaction		
	Att.	Eff.	Shots	TF	FB	LD	Tot.
7 on 6 (GK out)	10	30%	3/5	5	0/0	4/4	4/4
6 on 6 (GK out)	1	0%	0/0	1	0/0	0/0	0/0
6 on 6	40	38%	15/29	11			
6 on 5	8	38%	3/5	3			
6 on 4	2	0%	0/1	1			
5 on 6	3	33%	1/2	1			

Player superiority / GK out counted at the end of attack (in case it changes during attack)

### Defense with superiority / minority / goalkeeper out

	Attack				Reaction		
	Att.	Eff.	Shots	TF	FB	LD	Tot.
7 on 6 (GK out)	1	0%	0/0	1	0/0	0/0	0/0
6 on 6 (GK out)	4	25%	1/2	2	0/0	0/0	0/0
6 on 6	47	49%	23/35	12			
5 on 6	3	67%	2/3	0			
4 on 6	2	50%	1/1	1			
6 on 5	7	57%	4/5	2			

Numbers show attacking numbers of opponent. Lower efficiency of opponent means better defense of this team

# Jersey number Tot. Total shooting 6m 6m (line) shooting 9m 9m shooting Wng Wing shooting FB Fastbreak sh. 7m 7m penalty sh.  
 Brk. Breakthrough sh. LD Long distance sh. As. Assists PC Pass clear chance E7 Earned 7m pen. TF Technical faults St. Steals  
 2m 2m punishments C7. Committed 7m E2 Earned 2m pun. YC. Yellow cards R/B Red/Blue cards Blk. Blocks S Starting Line-up



# 24th IHF Men's Junior (U21) World Championship

Germany / Greece

Group E, 2. round



## Match Team Statistics

Match No. 30

## Norway 22 - 31 Hungary

(12 - 19) (10 - 12)

22.6.2023. 13:15

Attendance:

Ano Liosia Sport Hall

Referees: Titouan Picard (FRA) / Pierre Vauchez (FRA)

### Shot distribution by player

#### 3 E. Johnsen


1/1 lob

#### 5 P. Gram

1/1		0/1

#### 10 A. Hoiness

	1/1	
		1/2

1 block

#### 13 S. Ottesen

1/1		
0/1		

1 block

#### 14 L. Larsen

1/1	1/2	1/1

#### 18 B. Berg

		0/1
0/2		

1 miss. 1 block

#### 21 K. Lomstad

	1/1	

#### 24 T. Knutsen

2/2	1/1	
1/1	1/1	

#### 25 E. Stankiewicz

1/1		1/2
		1/2

1 post 1 miss.

#### 29 T. Stenersen

2/2		
		0/1

1 post 1 miss.

#### 30 S. Solheim

1/1		0/1

#### 32 E. Haugli

2/2		

#### 33 L. Högdahl


1 post 1 miss.

#### TOTAL

6/6	2/2	1/2
1/1		1/5
5/8	3/4	2/4

3 post 4 miss. 3 block 1/1 lob

### Saves distribution goalkeepers

#### 1 S. Tryggestad

1/4		0/3
	0/2	0/1
1/3	0/3	2/6

#### 12 H. Ibsen

0/1	2/2	0/2
1/1	0/2	0/1
1/3	1/1	1/4

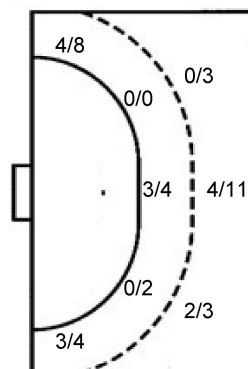
#### 34 H. Gran


#### TOTAL

1/5	2/2	0/5
1/1	0/4	0/2
2/6	1/4	3/10

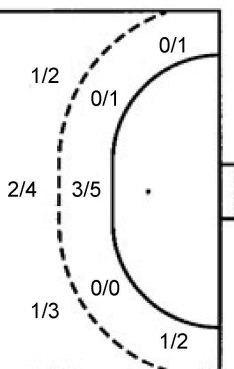
### Shots by position

#### ATTACK



7m penalties	0/0
Fastbreak	2/2
Breakthrough	4/6
Long dist.	0/0

#### DEFENSE



7m penalties	1/1
Fastbreak	2/4
Breakthrough	16/20
Long dist.	4/4

### Shooting statistics

Position	Goals	Sav.	Miss.	Post	Blk.	Total	%
Back (9m)	6	5	2	1	3	17	35
Line (6m)	3	1	1	1	0	6	50
Wing	7	3	1	1	0	12	58
7m penalties	0	0	0	0	0	0	0
Fastbreak	2	0	0	0	0	2	100
Breakthrough	4	2	0	0	0	6	67
<b>Total</b>	<b>22</b>	<b>11</b>	<b>4</b>	<b>3</b>	<b>3</b>	<b>43</b>	<b>51</b>

# Jersey number Tot. Total shooting 6m 6m (line) shooting 9m 9m shooting Wng Wing shooting FB Fastbreak sh. 7m 7m penalty sh.  
 Brk. Breakthrough sh. LD Long distance sh. As. Assists PC Pass clear chance E7 Earned 7m pen. TF Technical faults St. Steals  
 2m 2m punishments C7. Committed 7m E2 Earned 2m pun. YC. Yellow cards R/B Red/Blue cards Blk. Blocks S Starting Line-up

Handball statistics and livescore by Toma-soft ltd (www.toma-soft.hr)



# 24th IHF Men's Junior (U21) World Championship

Germany / Greece

Group E, 2. round



Match Team Statistics

Match No. 30

## Norway 22 - 31 Hungary

(12 - 19) (10 - 12)

22.6.2023. 13:15

Attendance:

Ano Liosia Sport Hall

Referees: Titouan Picard (FRA) / Pierre Vauchez (FRA)

### Hungary

Players			Goals / shots								Attack					Def.			Penalties				TP		
#	Surname and name	S	Tot.	%	9m	6m	Wing	7m	FB	Brk.	LD	As.	PC	E7	E2	TF	St.	C7	Blk	YC	2m	R		B	
1	PALASICS Kristóf	S	1/1	100							1/1														45:35
5	TEMESVÁRI Gábor	S															1			1					33:15
7	ILIC Zoran	S	5/7	71	2/4					3/3		2				2	1								38:34
8	PERGEL Andrej	S	3/7	43	1/3	0/1				2/3		1	2	1	1	2	1								21:58
9	SZTRAKA Dániel		3/4	75						2/3	1/1		2			5	2								31:58
10	KRAKOVSZKI Zsolt	S	2/2	100			1/1		1/1							1	1								32:53
11	PAPP Tamás	S	1/2	50		0/1					1/1					2							1		24:48
13	ERHARD Sisa		0/1	0			0/1																1		26:40
14	KARAI Miklós		3/3	100		3/3													1						32:57
17	ÓNODI-JÁNOSKÚTI Máté		2/5	40	0/1				1/2	1/2		1													21:39
18	KRAKOVSZKI Bence		0/1	0					0/1								3								25:28
19	BENCE Imre		1/3	33		0/1	0/1	1/1																	15:15
24	FAZEKAS Gergő	S	3/4	75						3/4						2									21:38
27	LUKÁCS Péter		6/6	100	1/1					4/4	1/1	2	1		2	3	1		1						34:43
29	LUDMÁN Marcell Csaba		1/1	100						1/1		1													2:58
61	MIKLER Krisztián																								9:41
Team / bench																									
UKUPNO			31/47	66	4/9	3/6	1/3	1/1	2/4	16/20	4/4	7	5	1	3	18	9	0	3	0	5	0	0		

Goalkeepers		Saves / shots								
#	Surname and name	Tot.	%	9m	6m	Wing	7m	FB	Brk.	LD
1	PALASICS Kristóf	8/29	28	4/9	1/4	2/9		0/2	1/5	
61	MIKLER Krisztián	3/4	75	1/2		1/1			1/1	
TOTAL		11/33	33	5/11	1/4	3/10	0/0	1/2	2/6	0/0

Coach: László Sótónyi

Number of attacks: 64, Efficiency: 48%, Average Duration: 33.16 seconds

### Attack by type of defense

	Shots	9m	6m	Wing	TF	E7	E2
On def. 6-0	23/36	4/8	3/6	1/3	16	1	3
On def. 5-1	1/1	0/0	0/0	0/0	1	0	0
On def. 4-2	0/1	0/1	0/0	0/0	1	0	0
Fastbreak	2/4				0	0	0

### Defense by type

	Total	9m	6m	Wing	Stl.	C7	2m
Def. 6-0	11/26	3/12	3/5	3/6	6	0	4
Def. 5-1	9/15	3/5	0/1	4/6	3	0	1
Fastbreak	2/2				0	0	0

### Attack with superiority / minority / goalkeeper out

	Attack				Reaction		
	Att.	Eff.	Shots	TF	FB	LD	Tot.
7 on 6 (GK out)	1	0%	0/0	1	0/0	0/0	0/0
6 on 6 (GK out)	4	25%	1/2	2	0/0	0/0	0/0
6 on 6	47	49%	23/35	12			
5 on 6	3	67%	2/3	0			
4 on 6	2	50%	1/1	1			
6 on 5	7	57%	4/5	2			

Player superiority / GK out counted at the end of attack (in case it changes during attack)

### Defense with superiority / minority / goalkeeper out

	Attack				Reaction		
	Att.	Eff.	Shots	TF	FB	LD	Tot.
7 on 6 (GK out)	10	30%	3/5	5	0/0	4/4	4/4
6 on 6 (GK out)	1	0%	0/0	1	0/0	0/0	0/0
6 on 6	40	38%	15/29	11			
6 on 5	8	38%	3/5	3			
6 on 4	2	0%	0/1	1			
5 on 6	3	33%	1/2	1			

Numbers show attacking numbers of opponent. Lower efficiency of opponent means better defense of this team

# Jersey number Tot. Total shooting 6m 6m (line) shooting 9m 9m shooting Wng Wing shooting FB Fastbreak sh. 7m 7m penalty sh.  
 Brk. Breakthrough sh. LD Long distance sh. As. Assists PC Pass clear chance E7 Earned 7m pen. TF Technical faults St. Steals  
 2m 2m punishments C7. Committed 7m E2 Earned 2m pun. YC. Yellow cards R/B Red/Blue cards Blk. Blocks S Starting Line-up

Handball statistics and livescore by Toma-soft ltd (www.toma-soft.hr)



# 24th IHF Men's Junior (U21) World Championship

Germany / Greece

Group E, 2. round



## Match Team Statistics

Match No. 30

## Norway 22 - 31 Hungary

(12 - 19) (10 - 12)

22.6.2023. 13:15

Attendance:

Ano Liosia Sport Hall

Referees: Titouan Picard (FRA) / Pierre Vauchez (FRA)

### Shot distribution by player

5 G. Temesvári


7 Z. Ilic

	1/1	1/1
0/1		3/4

8 A. Pergel

1/1	0/1	
2/3		

2 post

9 D. Sztraka

		2/2

1 miss. 1/1 lob

10 Z. Krakovszki

		2/2

11 T. Papp

	1/1	
	0/1	

13 S. Erhard

	0/1	

14 M. Karai

1/1		1/1
	1/1	

17 M. Ónodi-Jánoskúti

1/2		
0/1		
	1/1	0/1

18 B. Krakovszki


1 post

19 I. Bence

	1/1	

2 miss.

24 G. Fazekas

1/1		
1/1		1/2

27 P. Lukács

	1/1	1/1
1/1		2/2

1/1 lob

29 M. Ludmán

		1/1

### TOTAL

4/5	0/2	5/5
0/1	3/3	2/2
4/6	3/4	7/10

3 post 3 miss. 2/2 lob

### Saves distribution goalkeepers

1 K. Palasics

0/6	0/1	1/2
0/1		2/3
3/8	1/4	1/3

61 K. Mikler

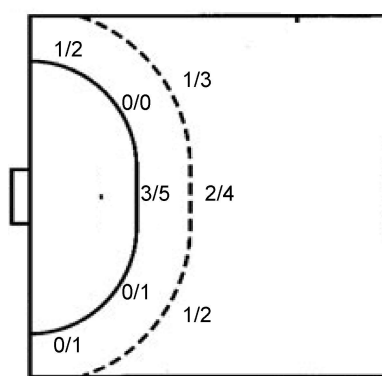
	0/1	
		2/2
		1/1

### TOTAL

0/6	0/2	1/2
0/1		4/5
3/8	1/4	2/4

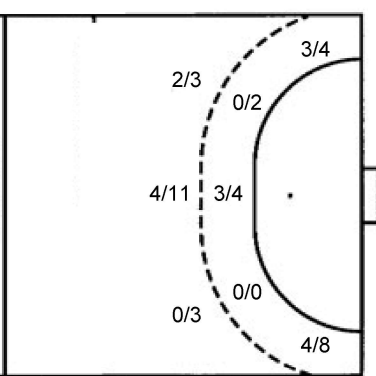
### Shots by position

#### ATTACK



7m penalties 1/1  
Fastbreak 2/4  
Breakthrough 16/20  
Long dist. 4/4

#### DEFENSE



7m penalties 0/0  
Fastbreak 2/2  
Breakthrough 4/6  
Long dist. 0/0

### Shooting statistics

Position	Goals	Sav.	Miss.	Post	Blk.	Total	%
Back (9m)	4	3	0	2	0	9	44
Line (6m)	3	2	1	0	0	6	50
Wing	1	1	1	0	0	3	33
7m penalties	1	0	0	0	0	1	100
Fastbreak	2	1	0	1	0	4	50
Breakthrough	16	3	1	0	0	20	80
<b>Total</b>	<b>27</b>	<b>10</b>	<b>3</b>	<b>3</b>	<b>0</b>	<b>43</b>	<b>63</b>

# Jersey number Tot. Total shooting 6m 6m (line) shooting 9m 9m shooting Wng Wing shooting FB Fastbreak sh. 7m 7m penalty sh.  
Brk. Breakthrough sh. LD Long distance sh. As. Assists PC Pass clear chance E7 Earned 7m pen. TF Technical faults St. Steals  
2m 2m punishments C7. Committed 7m E2 Earned 2m pun. YC. Yellow cards R/B Red/Blue cards Blk. Blocks S Starting Line-up



**24th IHF Men's Junior (U21) World Championship**  
**Germany / Greece**  
 Group E, 2. round

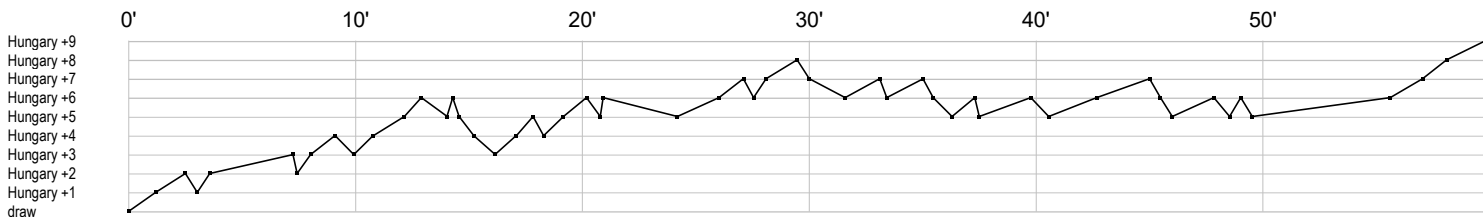


Match Team Statistics  
**Match No. 30**

**Norway 22 - 31 Hungary**  
 (12 - 19) (10 - 12)

22.6.2023. 13:15  
 Attendance:  
 Ano Liosia Sport Hall

Referees: Titouan Picard (FRA) / Pierre Vauchez (FRA)



**Norway**

1 Tryggestad S	r	r	r	s	s	r	r	r	r	r	r	a	r	r	sr	tr	r	a	r	r	rs	r	
3 Johnsen E																							
5 Gram P																							
10 Hoiness A																							
12 Ibsen H																							
13 Ottesen S																							
14 Larsen L																							
18 Berg B																							
21 Lornstad K																							
24 Knutsen T																							
25 Stankiewicz E																							
29 Stenersen T																							
30 Solheim S																							
32 Haugli E																							
33 Høgdahl L																							
34 Gran H																							

**Hungary**

1 Palasics K	s	r	s	s	s	r	r	s	s	r	r	r	r	r	r	r	rs	r	gr	r	rs	r	r	r	r
5 Temesvári G																									
7 Illic Z																									
8 Pergel A																									
9 Sztraka D																									
10 Krakovszki Z																									
11 Papp T																									
13 Erhard S																									
14 Karai M																									
17 Ónodi-Jánoski																									
18 Krakovszki B																									
19 Bence I																									
24 Fazekas G																									
27 Lukács P																									
29 Ludmán M																									
61 Mikler K																									

In game	<b>g</b> Goal scored	<b>f</b> Missed shot	<b>a</b> Assist	<b>t</b> Technical faults	<b>b</b> Steal
<b>2</b> 2min suspension	<b>e</b> Earned 7m	<b>c</b> Committed 7m	<b>y</b> Yellow card	<b>r</b> Red Card	<b>k</b> Blue card
<b>i</b> Earned 2min.	<b>x</b> Block	<b>4</b> 4min suspension	<b>p</b> Pass for clear chance	<b>s</b> Saved shot	<b>r</b> Received goal