



24th IHF Men's Junior (U21) World Championship

Germany / Greece

Group F, 2. round



Match Team Statistics

Match No. 29

Slovenia 29 - 29 Bahrain

(12 - 12) (17 - 17)

22.6.2023. 11:00

Attendance:

Ano Liosia Sport Hall

Referees: Mihail Pirvu (ROU) / Radu Potirniche (ROU)

Slovenia

#	Surname and name	S	Goals / shots								Attack				Def.			Penalties				TP			
			Tot.	%	9m	6m	Wing	7m	FB	Brk.	LD	As.	PC	E7	E2	TF	St.	C7	Blk	YC	2m		R	B	
3	ŠKRINJAR Denis		1/1	100		1/1																			15:15
4	MLIVIĆ Tarik	S	7/9	78	3/4				1/1	3/4					2		1	1							43:56
6	VELIĆ Tarik	S	1/3	33	1/2					0/1				1	1										34:29
8	JANČ Mitja	S	7/10	70					4/5	3/5				3	2	2	2	1	1	1					51:47
9	LUKMAN Jure																								
10	ČIROVIĆ Nik		4/6	67	1/1				0/1	3/4				1				1	1	1					14:31
12	ZUPAČIĆ Luka																								7:40
13	SORŠAK Jaka																		1						17:35
14	LEVSTEK Aljaž																		3						15:51
16	RAUH Žan	S	0/1	0																					48:26
18	ROT Juš	S	4/7	57				4/6		0/1															47:25
19	KAČIČNIK Vid	S	0/2	0				0/2																	36:46
20	MAJCEN Anej																								
21	GREGORIĆ Leon	S	3/5	60			3/5								2	2									52:17
22	ŠILC Ožbej																			1					5:24
23	MIKLAVEC Vid		2/5	40	0/2					2/3				4	1	2	1	3							28:38
	Team / bench																								
	UKUPNO		29/49	59	5/9	4/6	4/8	4/6	1/1	11/18	0/1			9	6	6	6	8	3	7	2	1	8	0	0

#	Surname and name	Saves / shots								
		Tot.	%	9m	6m	Wing	7m	FB	Brk.	LD
12	ZUPAČIĆ Luka	1/6	17	0/1	0/2		1/1		0/2	
16	RAUH Žan	10/34	29	4/7	1/5	1/5	2/4	1/3	1/10	
	TOTAL	11/40	28	4/8	1/7	1/5	3/5	1/3	1/12	0/0

Coach: Saša Praprotnik

Number of attacks: 54, Efficiency: 54%, Average Duration: 28.31 seconds

Attack by type of defense

	Shots	9m	6m	Wing	TF	E7	E2
On def. 6-0	23/40	5/9	4/6	3/7	8	6	6
On def. 5-1	1/1	0/0	0/0	1/1	0	0	0
Fastbreak	1/1				0	0	0

Defense by type

	Total	9m	6m	Wing	Stl.	C7	2m
Def. 6-0	20/31	3/10	4/5	4/5	3	4	7
Def. 5-1	5/6	1/1	2/2	0/0	0	3	1
Fastbreak	2/3				0	0	0

Attack with superiority / minority / goalkeeper out

	Attack				Reaction		
	Att.	Eff.	Shots	TF	FB	LD	Tot.
6 on 6 (GK out)	3	33%	1/2	1	0/0	0/0	0/0
6 on 6	30	53%	16/25	5			
6 on 5	11	45%	5/9	2			
5 on 6	7	71%	5/7	0			
5 on 5	3	67%	2/3	0			

Player superiority / GK out counted at the end of attack (in case it changes during attack)

Defense with superiority / minority / goalkeeper out

	Attack				Reaction		
	Att.	Eff.	Shots	TF	FB	LD	Tot.
6 on 6 (GK out)	1	0%	0/0	1	1/1	0/0	1/1
6 on 6	29	55%	16/22	7			
5 on 6	8	63%	5/6	2			
6 on 5	12	58%	7/11	1			
5 on 5	2	50%	1/1	1			

Numbers show attacking numbers of opponent. Lower efficiency of opponent means better defense of this team

Jersey number Tot. Total shooting 6m 6m (line) shooting 9m 9m shooting Wng Wing shooting FB Fastbreak sh. 7m 7m penalty sh.
 Brk. Breakthrough sh. LD Long distance sh. As. Assists PC Pass clear chance E7 Earned 7m pen. TF Technical faults St. Steals
 2m 2m punishments C7. Committed 7m E2 Earned 2m pun. YC. Yellow cards R/B Red/Blue cards Blk. Blocks S Starting Line-up

Handball statistics and livescore by Toma-soft ltd (www.toma-soft.hr)



24th IHF Men's Junior (U21) World Championship

Germany / Greece

Group F, 2. round



Match Team Statistics

Match No. 29

Slovenia 29 - 29 Bahrain

(12 - 12) (17 - 17)

22.6.2023. 11:00

Attendance:

Ano Liosia Sport Hall

Referees: Mihail Pirvu (ROU) / Radu Potirniche (ROU)

Shot distribution by player

3 D. Škrinjar	4 T. Mlivić	6 T. Velić	8 M. Janc	9 J. Lukman	10 N. Čirović	13 J. Soršak
	2/4				1/1	
		1/1				
			3/3			
	2/2		1/1		1/1	
		0/1	1/2			
		1/1	1/1		1/3	1/1
		1 post	1 miss.			
14 A. Levstek	18 J. Rot	19 V. Kačičnik	20 A. Majcen	21 L. Gregorič	22 O. Šilc	23 V. Miklavc
	2/2			1/1		
		0/1				
						0/1
	1/1	1/1		1/2		1/3
		0/1		1/1		1/1
	1 post			1 post		

TOTAL

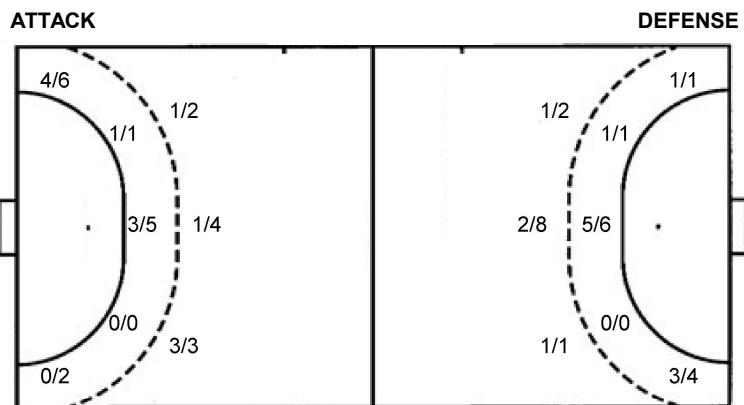
6/8		4/5
1/2	1/1	2/5
6/11	2/5	7/7

3 post 1 miss.

Saves distribution goalkeepers

12 L. Zupačić	16 Ž. Rauh	TOTAL
0/1	1/3	1/4
	1/1	1/1
	1/1	3/5
0/2	3/6	1/13
0/2	0/6	3/6
		0/8

Shots by position



7m penalties 4/6
Fastbreak 1/1
Breakthrough 11/18
Long dist. 0/1

7m penalties 2/7
Fastbreak 2/3
Breakthrough 11/14
Long dist. 0/0

Shooting statistics

Position	Goals	Sav.	Miss.	Post	Blk.	Total	%
Back (9m)	5	3	0	1	0	9	56
Line (6m)	4	1	0	1	0	6	67
Wing	4	4	0	0	0	8	50
7m penalties	4	2	0	0	0	6	67
Fastbreak	1	0	0	0	0	1	100
Breakthrough	11	5	1	1	0	18	61
Total	29	15	1	3	0	48	60

Jersey number Tot. Total shooting 6m 6m (line) shooting 9m 9m shooting Wng Wing shooting FB Fastbreak sh. 7m 7m penalty sh.
Brk. Breakthrough sh. LD Long distance sh. As. Assists PC Pass clear chance E7 Earned 7m pen. TF Technical faults St. Steals
2m 2m punishments C7. Committed 7m E2 Earned 2m pun. YC. Yellow cards R/B Red/Blue cards Blk. Blocks S Starting Line-up

Handball statistics and livescore by Toma-soft ltd (www.toma-soft.hr)



24th IHF Men's Junior (U21) World Championship

Germany / Greece

Group F, 2. round



Match Team Statistics

Match No. 29

Slovenia 29 - 29 Bahrain

(12 - 12) (17 - 17)

22.6.2023. 11:00

Attendance:

Ano Liosia Sport Hall

Referees: Mihail Pirvu (ROU) / Radu Potirniche (ROU)

Bahrain

#	Surname and name	S	Goals / shots								Attack				Def.			Penalties				TP										
			Tot.	%	9m	6m	Wing	7m	FB	Brk.	LD	As.	PC	E7	E2	TF	St.	C7	Blk	YC	2m		R	B								
7	ALKHUNAIZI Mahmood	S	5/7	71	1/1		3/4			1/2					3																	57:16
8	ALI Hasan																	1														1:01
10	RABIA Mohamed	S	7/12	58	2/4	1/1			1/3					3	1	2	3	6														51:05
11	KADHEM Ahmed		1/1	100						1/1						1																16:28
14	ALI Abdulla	S	4/8	50	1/4	1/1								1			1	1	1									2			36:46	
16	NASER Ali																															0:02
19	ALASHEERI Ali		2/3	67		1/1	1/1	0/1										1		1									1			47:27
20	ISA Hesham	S													1																	53:27
23	ALZAIN Ahmed	S																														8:48
26	ALHAYKI Mustafa																															
50	QAMBAR Yaser		1/1	100						1/1				2	1		1															17:06
64	MOHAMED Ali	S	2/3	67		2/3										2	1												1			50:32
69	ALI Komail																	1		1									1			11:24
73	SALEH Husain																															1:01
77	KHAMIS Jasim		7/12	58	0/2	1/1			1/3					3		1	2	2											1			47:23
90	ABDULLA Ali	S														1		1												1		20:14
	Team / bench																													1		
	UKUPNO		29/47	62	4/11	6/7	4/5	2/7	2/3	11/14	0/0			12	3	7	8	12	1	5	0	1	6	1	0							

Goalkeepers		Saves / shots								
#	Surname and name	Tot.	%	9m	6m	Wing	7m	FB	Brk.	LD
16	NASER Ali									
20	ISA Hesham	16/45	36	3/8	1/5	4/8	2/6	0/1	5/16	1/1
	TOTAL	16/45	36	3/8	1/5	4/8	2/6	1/1	5/16	1/1

Coach: **Esam Abdulla**

Number of attacks: 52, Efficiency: 56%, Average Duration: 40.59 seconds

Attack by type of defense

	Shots	9m	6m	Wing	TF	E7	E2
On def. 6-0	20/31	3/10	4/5	4/5	9	4	7
On def. 5-1	5/6	1/1	2/2	0/0	2	3	1
On def. press.	0/0	0/0	0/0	0/0	1	0	0
Fastbreak	2/3				0	0	0

Defense by type

	Total	9m	6m	Wing	Stl.	C7	2m
Def. 6-0	23/40	5/9	4/6	3/7	1	5	6
Def. 5-1	1/1	0/0	0/0	1/1	0	0	0
Fastbreak	1/1				0	0	0

Attack with superiority / minority / goalkeeper out

	Attack				Reaction		
	Att.	Eff.	Shots	TF	FB	LD	Tot.
6 on 6 (GK out)	1	0%	0/0	1	1/1	0/0	1/1
6 on 6	29	55%	16/22	7			
5 on 6	8	63%	5/6	2			
6 on 5	12	58%	7/11	1			
5 on 5	2	50%	1/1	1			

Player superiority / GK out counted at the end of attack (in case it changes during attack)

Defense with superiority / minority / goalkeeper out

	Attack				Reaction		
	Att.	Eff.	Shots	TF	FB	LD	Tot.
6 on 6 (GK out)	3	33%	1/2	1	0/0	0/0	0/0
6 on 6	30	53%	16/25	5			
6 on 5	11	45%	5/9	2			
5 on 6	7	71%	5/7	0			
5 on 5	3	67%	2/3	0			

Numbers show attacking numbers of opponent. Lower efficiency of opponent means better defense of this team

Jersey number Tot. Total shooting 6m 6m (line) shooting 9m 9m shooting Wng Wing shooting FB Fastbreak sh. 7m 7m penalty sh.
 Brk. Breakthrough sh. LD Long distance sh. As. Assists PC Pass clear chance E7 Earned 7m pen. TF Technical faults St. Steals
 2m 2m punishments C7. Committed 7m E2 Earned 2m pun. YC. Yellow cards R/B Red/Blue cards Blk. Blocks S Starting Line-up



24th IHF Men's Junior (U21) World Championship

Germany / Greece

Group F, 2. round



Match Team Statistics

Match No. 29

Slovenia 29 - 29 Bahrain

(12 - 12) (17 - 17)

22.6.2023. 11:00

Attendance:

Ano Liosia Sport Hall

Referees: Mihail Pirvu (ROU) / Radu Potirniche (ROU)

Shot distribution by player

7 M. Alkhunaizi

0/1		0/1
1/1	1/1	3/3

8 H. Ali

10 M. Rabia

	0/1	
		1/2
2/2	0/2	4/4

1 post

11 A. Kadhem

1/1		

14 A. Ali

		0/1
		0/1
2/2	1/1	1/1

1 post 1 miss.

19 A. Alasheeri

2/3		

23 A. Alzain

26 M. Alhayki

50 Y. Qambar

1/1		

64 A. Mohamed

1/1		
1/1	0/1	

69 K. Ali

73 H. Saleh

77 J. Khamis

2/2		
		1/2
2/2	1/1	

2 post 1 miss. 1 block 1/1 lob

90 A. Abdulla

TOTAL

3/4	0/1	0/1
0/1		2/5
12/13	3/6	8/8

4 post 2 miss. 1 block 1/1 lob

Saves distribution goalkeepers

16 A. Naser

20 H. Isa

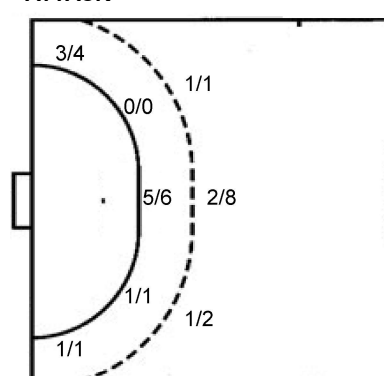
2/8		1/5
1/2	1/2	3/5
5/11	3/5	0/7

TOTAL

2/8		1/5
1/2	1/2	3/5
5/11	3/5	0/7

Shots by position

ATTACK



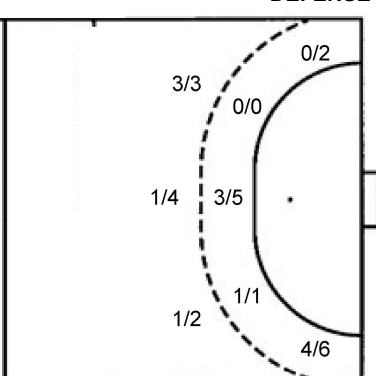
7m penalties 2/7

Fastbreak 2/3

Breakthrough 11/14

Long dist. 0/0

DEFENSE



7m penalties 4/6

Fastbreak 1/1

Breakthrough 11/18

Long dist. 0/1

Shooting statistics

Position	Goals	Sav.	Miss.	Post	Blk.	Total	%
Back (9m)	4	4	0	2	1	11	36
Line (6m)	6	1	0	0	0	7	86
Wing	4	1	0	0	0	5	80
7m penalties	2	3	1	1	0	7	29
Fastbreak	2	1	0	0	0	3	67
Breakthrough	11	1	1	1	0	14	79
Total	29	11	2	4	1	47	62

Jersey number Tot. Total shooting 6m 6m (line) shooting 9m 9m shooting Wng Wing shooting FB Fastbreak sh. 7m 7m penalty sh.
 Brk. Breakthrough sh. LD Long distance sh. As. Assists PC Pass clear chance E7 Earned 7m pen. TF Technical faults St. Steals
 2m 2m punishments C7. Committed 7m E2 Earned 2m pun. YC. Yellow cards R/B Red/Blue cards Blk. Blocks S Starting Line-up

Handball statistics and livescore by Toma-soft ltd (www.toma-soft.hr)

