



# 24th IHF Men's Junior (U21) World Championship

## Germany / Greece

### Group A, 2. round



#### Match Team Statistics

Match No. 27

## Poland 30 - 30 Croatia

(15 - 13) (15 - 17)

22.6.2023. 17:15

Attendance: 450

GETEC Arena

Referees: Denis Bolic (AUT) / Christoph Hurich (AUT)

### Poland

#	Surname and name	S	Goals / shots							Attack					Def.			Penalties			TP		
			Tot.	%	9m	6m	Wing	7m	FB	Brk.	LD	As.	PC	E7	E2	TF	St.	C7	Blk	YC		2m	R
2	KARPINSKI Wiktor																						
7	NOWAK Marcel	S	3/5	60	1/2			1/2	1/1		2	1		1	3	1	1			1			40:56
11	STEMPIN Paweł		1/1	100		1/1									1	3			1				36:19
13	KOSZNIK Tomasz	S	4/6	67		1/1	0/1	2/3	1/1					3									33:23
14	POWARZYNSKI Jakub		1/1	100	1/1						1		1	1	2	1	2			2			43:06
16	AŁAJ Jakub																						6:33
17	GRACZYK Igor																						
19	KRAWCZYK Paweł	S	2/3	67	1/2	1/1								1	2								7:58
21	MOLSKI Dawid		2/2	100	1/1		1/1									1							22:04
34	MIELCZARSKI Piotr		6/6	100	2/2	1/1			3/3		4	1		1									26:35
42	BĘDZIKOWSKI Jakub	S	5/9	56	4/8				1/1		2		1	1	4								25:31
47	SLADKOWSKI Jakub		5/8	63		4/7				1/1		2	1				1	1		1			49:43
55	KROK Patryk															1							24:20
75	JASTRZĘBSKI Marcel	S																					49:11
77	WASIAK Patryk	S									1	2			1					1			16:07
99	WIADERNY Szymon	S	1/3	33			1/3				2			1			1						38:14
Team / bench																							
UKUPNO			30/44	68	10/16	8/11	2/5	2/3	2/3	5/5	1/1	12	6	3	6	15	5	8	1	0	6	0	0

#	Surname and name	Saves / shots								
		Tot.	%	9m	6m	Wing	7m	FB	Brk.	LD
16	AŁAJ Jakub	2/8	25	0/1		0/1	0/2	1/2	1/2	
75	JASTRZĘBSKI Marcel	9/30	30	2/4	5/10	1/6	1/6	0/4		
TOTAL		11/38	29	2/5	5/10	1/7	1/8	1/6	1/2	0/0

Coach: Zgumunt Kamys

Number of attacks: 57, Efficiency: 53%, Average Duration: 34.55 seconds

#### Attack by type of defense

	Shots	9m	6m	Wing	TF	E7	E2
On def. 6-0	18/25	10/14	6/7	2/4	9	2	5
On def. 5-1	6/11	0/2	2/4	0/1	4	1	1
On def. 4-2	1/1	0/0	0/0	0/0	2	0	0
Fastbreak	2/3				0	0	0

#### Defense by type

	Total	9m	6m	Wing	Stl.	C7	2m
Def. 6-0	14/25	2/7	5/10	6/6	4	8	6
Def. 5-1	1/5	0/0	0/1	1/4	1	0	0
Fastbreak	5/6				0	0	0

#### Attack with superiority / minority / goalkeeper out

	Attack				Reaction		
	Att.	Eff.	Shots	TF	FB	LD	Tot.
7 on 6 (GK out)	5	60%	3/3	2	1/1	2/2	3/3
7 on 5 (GK out)	2	50%	1/1	1	0/0	0/0	0/0
6 on 6 (GK out)	6	67%	4/4	2	0/0	0/0	0/0
6 on 5 (GK out)	2	50%	1/2	0	0/0	0/0	0/0
6 on 6	33	45%	15/24	9			
6 on 5	6	67%	4/6	0			
6 on 4	1	100%	1/1	0			
5 on 6	1	100%	1/1	0			
4 on 6	1	0%	0/0	1			

Player superiority / GK out counted at the end of attack (in case it changes during attack)

#### Defense with superiority / minority / goalkeeper out

	Attack				Reaction		
	Att.	Eff.	Shots	TF	FB	LD	Tot.
7 on 6 (GK out)	2	0%	0/2	0	1/1	1/1	2/2
6 on 6 (GK out)	3	67%	2/2	1	0/0	0/0	0/0
5 on 6 (GK out)	1	0%	0/0	1	0/0	0/0	0/0
6 on 6	36	53%	19/30	6			
5 on 6	3	67%	2/2	1			
6 on 5 (GK out)	1	100%	1/1	0	0/0	0/0	0/0
6 on 5	5	80%	4/5	0			
6 on 4	2	100%	2/2	0			

Numbers show attacking numbers of opponent. Lower efficiency of opponent means better defense of this team

# Jersey number Tot. Total shooting 6m 6m (line) shooting 9m 9m shooting Wng Wing shooting FB Fastbreak sh. 7m 7m penalty sh.  
Brk. Breakthrough sh. LD Long distance sh. As. Assists PC Pass clear chance E7 Earned 7m pen. TF Technical faults St. Steals  
2m 2m punishments C7. Committed 7m E2 Earned 2m pun. YC. Yellow cards R/B Red/Blue cards Blk. Blocks S Starting Line-up

Handball statistics and livescore by Toma-soft ltd (www.toma-soft.hr)



# 24th IHF Men's Junior (U21) World Championship

Germany / Greece

Group A, 2. round



## Match Team Statistics

Match No. 27

## Poland 30 - 30 Croatia

(15 - 13) (15 - 17)

22.6.2023. 17:15

Attendance: 450

GETEC Arena

Referees: Denis Bolic (AUT) / Christoph Hurich (AUT)

### Shot distribution by player

2 W. Karpinski


7 M. Nowak

1/1		
0/1		1/1
		1/1

1 miss.

11 P. Stampin

		1/1

13 T. Kosznik

1/1		
2/2		1/2

1 post

14 J. Powarzyński

		1/1

17 I. Graczyk


19 P. Krawczyk

		1/1
1/1		

1 miss.

21 D. Molski

1/1		
1/1		

34 P. Mielczarski

2/2		3/3
1/1		

42 J. Będzikowski

		1/1
2/2		2/4

2 miss.

47 J. Śladkowski

1/1		1/1
0/1	1/2	0/1
1/1		1/1

55 P. Krok


77 P. Wasiak


99 S. Wiademy

0/1		1/1
0/1		

### TOTAL

6/6		6/6
6/9	1/2	7/11
2/3		2/2

1 post 4 miss.

### Saves distribution goalkeepers

16 J. Alaj

0/2	0/2	
		1/3
	1/1	

75 M. Jastrzębski

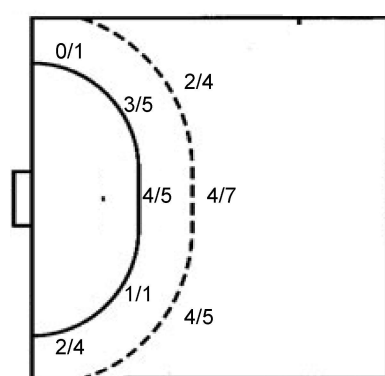
1/6	0/2	1/6
3/4	1/1	0/2
0/1	1/1	2/5

### TOTAL

1/8	0/4	1/6
3/4	1/1	1/5
0/1	2/2	2/5

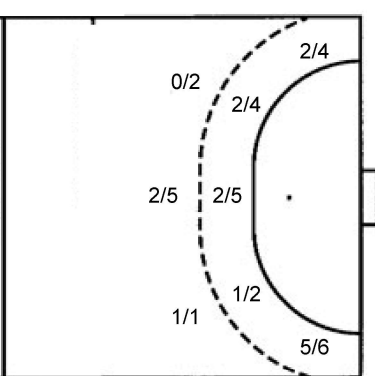
### Shots by position

#### ATTACK



7m penalties 2/3  
Fastbreak 2/3  
Breakthrough 5/5  
Long dist. 1/1

#### DEFENSE



7m penalties 7/8  
Fastbreak 5/6  
Breakthrough 1/2  
Long dist. 2/2

### Shooting statistics

Position	Goals	Sav.	Miss.	Post	Blk.	Total	%
Back (9m)	10	3	3	0	0	16	63
Line (6m)	8	3	0	0	0	11	73
Wing	2	2	0	1	0	5	40
7m penalties	2	1	0	0	0	3	67
Fastbreak	2	0	1	0	0	3	67
Breakthrough	5	0	0	0	0	5	100
<b>Total</b>	<b>29</b>	<b>9</b>	<b>4</b>	<b>1</b>	<b>0</b>	<b>43</b>	<b>67</b>

# Jersey number Tot. Total shooting 6m 6m (line) shooting 9m 9m shooting Wng Wing shooting FB Fastbreak sh. 7m 7m penalty sh.  
Brk. Breakthrough sh. LD Long distance sh. As. Assists PC Pass clear chance E7 Earned 7m pen. TF Technical faults St. Steals  
2m 2m punishments C7. Committed 7m E2 Earned 2m pun. YC. Yellow cards R/B Red/Blue cards Blk. Blocks S Starting Line-up

Handball statistics and livescore by Toma-soft ltd (www.toma-soft.hr)



# 24th IHF Men's Junior (U21) World Championship

## Germany / Greece

### Group A, 2. round



Match Team Statistics

Match No. 27

# Poland 30 - 30 Croatia

(15 - 13) (15 - 17)

22.6.2023. 17:15

Attendance: 450

GETEC Arena

Referees: Denis Bolic (AUT) / Christoph Hurich (AUT)

## Croatia

#	Surname and name	S	Goals / shots									Attack				Def.			Penalties			TP		
			Tot.	%	9m	6m	Wing	7m	FB	Brk.	LD	As.	PC	E7	E2	TF	St.	C7	Blk	YC	2m		R	B
1	KUZMANOVIĆ Dominik	S																						23:37
2	BOŽIČEVIĆ Marin																							0:01
4	MALIN Rok		1/1	100																				20:13
5	DUJIĆ Jakov		2/5	40		0/1																		22:11
6	ZUBAC Noa	S																						0:47
7	CAR Matija	S	6/7	86				5/6																59:47
8	BARBIĆ Ivan	S	3/6	50		0/1		2/3		1/2														33:56
13	HRŠAK Patrik		4/8	50	2/4	1/3				1/1														37:19
14	ŠTRKOVIĆ David																							33:16
15	KOVAČEC Jan																							0:02
16	MANDIĆ Matej																							31:29
17	RAUŽAN Zlatko	S	2/3	67		2/3																		39:32
23	LISAC Marin	S	8/11	73	0/2			0/1		6/6														45:51
25	LULIĆ Patar		2/3	67		2/3																		22:54
26	ŠESTAK Tin		1/2	50	0/1																			15:20
33	VULETA Matej	S	1/1	100	1/1																			33:25
Team / bench																								
UKUPNO			30/47	64	3/8	5/11	7/10	7/8	5/6	1/2	2/2	12	6	8	5	9	2	4	0	1	6	0	0	

#	Surname and name	Saves / shots								
		Tot.	%	9m	6m	Wing	7m	FB	Brk.	LD
1	KUZMANOVIĆ Dominik	2/13	15	1/6	0/4	1/2	0/1			
16	MANDIĆ Matej	7/25	28	2/7	3/7	1/2	1/2	0/2	0/5	
TOTAL		9/38	24	3/13	3/11	2/4	1/3	1/2	0/5	0/0

Coach: **Andrija Nikolić**

Number of attacks: 53, Efficiency: 57%, Average Duration: 32.65 seconds

### Attack by type of defense

	Shots	9m	6m	Wing	TF	E7	E2
On def. 6-0	14/25	2/7	5/10	6/6	8	8	5
On def. 5-1	1/5	0/0	0/1	1/4	1	0	0
Fastbreak	5/6				0	0	0

### Defense by type

	Total	9m	6m	Wing	Stl.	C7	2m
Def. 6-0	18/25	10/14	6/7	2/4	2	3	5
Def. 5-1	6/11	0/2	2/4	0/1	0	1	1
Def. 4-2	1/1	0/0	0/0	0/0	0	0	0
Fastbreak	2/3				0	0	0

### Attack with superiority / minority / goalkeeper out

	Attack				Reaction		
	Att.	Eff.	Shots	TF	FB	LD	Tot.
7 on 6 (GK out)	2	0%	0/2	0	1/1	1/1	2/2
6 on 6 (GK out)	3	67%	2/2	1	0/0	0/0	0/0
5 on 6 (GK out)	1	0%	0/0	1	0/0	0/0	0/0
6 on 6	36	53%	19/30	6			
5 on 6	3	67%	2/2	1			
6 on 5 (GK out)	1	100%	1/1	0	0/0	0/0	0/0
6 on 5	5	80%	4/5	0			
6 on 4	2	100%	2/2	0			

Player superiority / GK out counted at the end of attack (in case it changes during attack)

### Defense with superiority / minority / goalkeeper out

	Attack				Reaction		
	Att.	Eff.	Shots	TF	FB	LD	Tot.
7 on 6 (GK out)	5	60%	3/3	2	1/1	2/2	3/3
7 on 5 (GK out)	2	50%	1/1	1	0/0	0/0	0/0
6 on 6 (GK out)	6	67%	4/4	2	0/0	0/0	0/0
6 on 5 (GK out)	2	50%	1/2	0	0/0	0/0	0/0
6 on 6	33	45%	15/24	9			
6 on 5	6	67%	4/6	0			
6 on 4	1	100%	1/1	0			
5 on 6	1	100%	1/1	0			
4 on 6	1	0%	0/0	1			

Numbers show attacking numbers of opponent. Lower efficiency of opponent means better defense of this team

# Jersey number Tot. Total shooting 6m 6m (line) shooting 9m 9m shooting Wng Wing shooting FB Fastbreak sh. 7m 7m penalty sh.  
 Brk. Breakthrough sh. LD Long distance sh. As. Assists PC Pass clear chance E7 Earned 7m pen. TF Technical faults St. Steals  
 2m 2m punishments C7. Committed 7m E2 Earned 2m pun. YC. Yellow cards R/B Red/Blue cards Blk. Blocks S Starting Line-up



# 24th IHF Men's Junior (U21) World Championship

Germany / Greece

Group A, 2. round



## Match Team Statistics

Match No. 27

## Poland 30 - 30 Croatia

(15 - 13) (15 - 17)

22.6.2023. 17:15

Attendance: 450

GETEC Arena

Referees: Denis Bolic (AUT) / Christoph Hurich (AUT)

### Shot distribution by player

2 M. Božičević


4 R. Malin

1/1		

5 J. Dujčić

		1/2
	1/2	

1 miss.

6 N. Zubac


7 M. Car

1/1	1/1	
		1/1
		3/3

1 miss.

8 I. Barbić

	1/1	1/1
0/2		
		1/1

1 miss.

13 P. Hršak

1/2	1/1	2/2
	0/1	
	0/1	

1 block

14 D. Štrković


15 J. Kovačec


17 Z. Raužan

2/2		
		0/1

23 M. Lisac

1/1	1/1	1/2
1/2		2/2
1/1		

1 post 1/1 lob

25 P. Lulić

		1/1
		0/1

1/1 lob

26 T. Šestak

1/1		

1 miss.

33 M. Vuleta

1/1		

### TOTAL

7/8	4/4	5/6
1/4	0/1	4/5
2/2	1/3	4/6

1 post 4 miss. 1 block 2/2 lob

### Saves distribution goalkeepers

1 D. Kuzmanović

0/1		0/3
1/1		1/6
0/1		0/1

16 M. Mandić

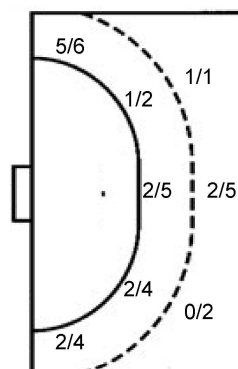
0/5		0/3
2/8	1/1	3/5
1/2		0/1

### TOTAL

0/6		0/6
3/9	1/1	4/11
1/3		0/2

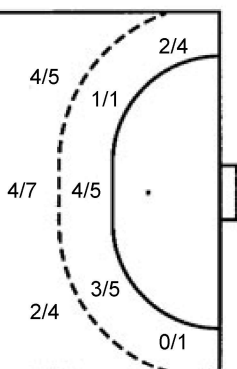
### Shots by position

#### ATTACK



7m penalties	7/8
Fastbreak	5/6
Breakthrough	1/2
Long dist.	2/2

#### DEFENSE



7m penalties	2/3
Fastbreak	2/3
Breakthrough	5/5
Long dist.	1/1

### Shooting statistics

Position	Goals	Sav.	Miss.	Post	Blk.	Total	%
Back (9m)	3	2	1	1	1	8	38
Line (6m)	5	5	1	0	0	11	45
Wing	7	1	2	0	0	10	70
7m penalties	7	1	0	0	0	8	88
Fastbreak	5	1	0	0	0	6	83
Breakthrough	1	1	0	0	0	2	50
<b>Total</b>	<b>28</b>	<b>11</b>	<b>4</b>	<b>1</b>	<b>1</b>	<b>45</b>	<b>62</b>

# Jersey number Tot. Total shooting 6m 6m (line) shooting 9m 9m shooting Wng Wing shooting FB Fastbreak sh. 7m 7m penalty sh.  
 Brk. Breakthrough sh. LD Long distance sh. As. Assists PC Pass clear chance E7 Earned 7m pen. TF Technical faults St. Steals  
 2m 2m punishments C7. Committed 7m E2 Earned 2m pun. YC. Yellow cards R/B Red/Blue cards Blk. Blocks S Starting Line-up

Handball statistics and livescore by Toma-soft ltd (www.toma-soft.hr)

