



24th IHF Men's Junior (U21) World Championship

Germany / Greece

Group D, 2. round



Match Team Statistics

Match No. 26

Angola 28 - 34 Spain

(15 - 17) (13 - 17)

22.6.2023. 13:15

Attendance: 600

GETEC Arena

Referees: Khamis Al Wahibi (OMA) / Omer Al-Shahi (OMA)

Angola

Players		Goals / shots									Attack					Def.			Penalties				TP		
#	Surname and name	S	Tot.	%	9m	6m	Wing	7m	FB	Brk.	LD	As.	PC	E7	E2	TF	St.	C7	Blk	YC	2m	R		B	
1	SALVADOR Virgilio Joao																								2:16
2	FIGUEIREDO Sergio Wagner Constantino Anib	S										1					1	1							38:02
5	DOMINGOS Paulo Gaspar		1/1	100			1/1																		21:31
7	LISBOA Cristovao Teca	S	3/3	100			3/3																		51:20
8	CHICOLA José Patricio De Carvalho	S	4/5	80		4/5						1					2		1						59:31
9	PEDRO Nelson Domingos																								0:02
10	SEBASTIAO Gabriel Garcia		2/4	50	2/4									1	1	1									21:59
11	JOSÉ Ruben Gonçalves Ledi	S	6/15	40	2/9	3/5				1/1		8	2	2			3								55:40
13	YAMBI David Tumba		3/3	100		3/3											1								18:57
16	GONGA Paulo Guiezi	S														2									46:07
19	GOMES Estevo Nzuzi Da Silva																								
22	JOAO Euclides Faustino Cativa	S	4/10	40	3/9	1/1											1								37:39
29	CHIQUETE Elias Gomes		0/1	0		0/1												1							8:22
30	DOMINGOS Pedro José	S	5/5	100	1/1		1/1	3/3							1										49:47
35	DOMINGOS Reginaldo Manuel											1													6:35
99	PEDRO Mateus De Almeida																1								2:12
Team / bench																									
UKUPNO			28/47	60	8/23	11/15	5/5	3/3	0/0	1/1	0/0	11	2	3	2	12	1	3	0	0	5	1	0		

Goalkeepers		Saves / shots								
#	Surname and name	Tot.	%	9m	6m	Wing	7m	FB	Brk.	LD
1	SALVADOR Virgilio Joao	0/3	0			0/1	0/1		0/1	
16	GONGA Paulo Guiezi	13/42	31	6/15	2/7	1/10	0/1	2/6	1/2	1/1
TOTAL		13/45	29	6/15	2/7	1/11	0/2	2/6	1/3	1/1

Coach: **Wiliam António Sebastiao De Almeida**

Number of attacks: 57, Efficiency: 49%, Average Duration: 37.93 seconds

Attack by type of defense

	Shots	9m	6m	Wing	TF	E7	E2
On def. 6-0	24/42	7/21	11/15	5/5	12	3	2
On def. 4-2	1/2	1/2	0/0	0/0	0	0	0
Fastbreak	0/0				0	0	0

Defense by type

	Total	9m	6m	Wing	Stl.	C7	2m
Def. 6-0	18/27	7/11	1/3	8/10	1	3	4
Def. 5-1	3/4	1/2	0/0	2/2	0	0	1
Def. 4-2	5/8	1/3	4/5	0/0	0	0	0
Fastbreak	5/7				0	0	0

Attack with superiority / minority / goalkeeper out

	Attack				Reaction		
	Att.	Eff.	Shots	TF	FB	LD	Tot.
7 on 6 (GK out)	8	25%	2/5	3	1/1	1/2	2/3
6 on 6 (GK out)	3	33%	1/3	0	1/1	0/0	1/1
6 on 5 (GK out)	1	100%	1/1	0	0/0	0/0	0/0
5 on 6 (GK out)	1	100%	1/1	0	0/0	0/0	0/0
6 on 6	37	49%	18/29	8			
6 on 5	2	100%	2/2	0			
5 on 6	4	50%	2/3	1			
5 on 5	1	100%	1/1	0			

Player superiority / GK out counted at the end of attack (in case it changes during attack)

Defense with superiority / minority / goalkeeper out

	Attack				Reaction		
	Att.	Eff.	Shots	TF	FB	LD	Tot.
6 on 6	47	55%	26/42	5			
6 on 5 (GK out)	2	50%	1/2	0	0/0	0/0	0/0
6 on 5	5	60%	3/4	1			
5 on 5	2	50%	1/2	0			
6 on 4	3	100%	3/3	0			

Numbers show attacking numbers of opponent. Lower efficiency of opponent means better defense of this team

Jersey number Tot. Total shooting 6m 6m (line) shooting 9m 9m shooting Wng Wing shooting FB Fastbreak sh. 7m 7m penalty sh.
 Brk. Breakthrough sh. LD Long distance sh. As. Assists PC Pass clear chance E7 Earned 7m pen. TF Technical faults St. Steals
 2m 2m punishments C7. Committed 7m E2 Earned 2m pun. YC. Yellow cards R/B Red/Blue cards Blk. Blocks S Starting Line-up



24th IHF Men's Junior (U21) World Championship

Germany / Greece

Group D, 2. round



Match Team Statistics

Match No. 26

Angola 28 - 34 Spain

(15 - 17) (13 - 17)

22.6.2023. 13:15

Attendance: 600

GETEC Arena

Referees: Khamis Al Wahibi (OMA) / Omer Al-Shahi (OMA)

Shot distribution by player

2 S. Figueiredo

5 P. Domingos

1/1		

7 C. Lisboa

1/1		
		2/2

8 J. Chicola

1/1		
	0/1	
1/1		2/2

9 N. Pedro

10 G. Sebastiao

1/1	1/1	

1 miss. 1 block

11 R. José

0/1	0/1	3/3
	0/1	2/3
	0/2	1/1

2 miss. 1 block

13 D. Yambi

	1/1	
1/1	1/1	

19 E. Gomes

22 E. Joao

2/3		1/1
1/1		
0/2		

2 post 1 block

29 E. Chiquete

1 miss.

30 P. Domingos

1/1		
1/1		1/1
		2/2

35 R. Domingos

99 M. Pedro

TOTAL

7/9	2/3	4/4
2/2	0/2	3/4
2/4	1/3	7/7

2 post 4 miss. 3 block

Saves distribution goalkeepers

1 V. Salvador

0/1		0/2

16 P. Gongga

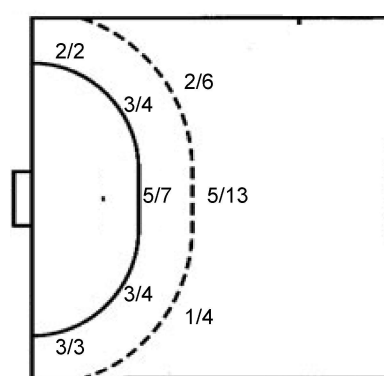
3/5	0/1	1/5
2/4	3/3	0/3
2/11	1/2	1/7

TOTAL

3/5	0/1	1/5
2/4	3/3	0/3
2/12	1/2	1/9

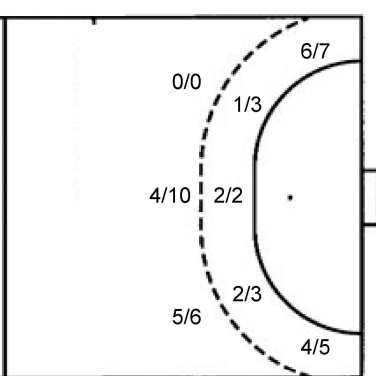
Shots by position

ATTACK



7m penalties	3/3
Fastbreak	0/0
Breakthrough	1/1
Long dist.	0/0

DEFENSE



7m penalties	2/3
Fastbreak	5/7
Breakthrough	2/3
Long dist.	1/5

Shooting statistics

Position	Goals	Sav.	Miss.	Post	Blk.	Total	%
Back (9m)	8	7	3	2	3	23	35
Line (6m)	11	3	1	0	0	15	73
Wing	5	0	0	0	0	5	100
7m penalties	3	0	0	0	0	3	100
Fastbreak	0	0	0	0	0	0	0
Breakthrough	1	0	0	0	0	1	100
Total	28	10	4	2	3	47	60

Jersey number Tot. Total shooting 6m 6m (line) shooting 9m 9m shooting Wng Wing shooting FB Fastbreak sh. 7m 7m penalty sh.
 Brk. Breakthrough sh. LD Long distance sh. As. Assists PC Pass clear chance E7 Earned 7m pen. TF Technical faults St. Steals
 2m 2m punishments C7. Committed 7m E2 Earned 2m pun. YC. Yellow cards R/B Red/Blue cards Blk. Blocks S Starting Line-up



24th IHF Men's Junior (U21) World Championship

Germany / Greece

Group D, 2. round



Match Team Statistics

Match No. 26

Angola 28 - 34 Spain

(15 - 17) (13 - 17)

22.6.2023. 13:15

Attendance: 600

GETEC Arena

Referees: Khamis Al Wahibi (OMA) / Omer Al-Shahi (OMA)

Shot distribution by player

2 A. Cenic 2/2 1/1 1/1 2/3 1 miss.	4 J. Rodriguez Moreno 1 miss. 1/1	5 J. Uruzola Pagazartundua	6 J. Gurri Aregay 0/2 1/1 0/1 2/2 1/1 1/1 1/2	7 A. Martinez Llamazares 1/1 1/1 1/1 1 post 1 miss. 1/1 lob	8 M. Soler Biescas 1/1 1/1 2/2 2/2	9 J. Mugica Santiago 0/1 1/1
10 E. Furundarena Maiz	11 G. Nieto Marcos	14 B. Reguart Massana 0/1 1/1 1/1 1 miss.	15 A. Parera Ibanez 0/1 1/1	17 J. Sempere Perz 0/1	18 C. Alvarez Dominguez 1/1 1/1	19 A. Fernandez Guzman 1/2 0/1

TOTAL

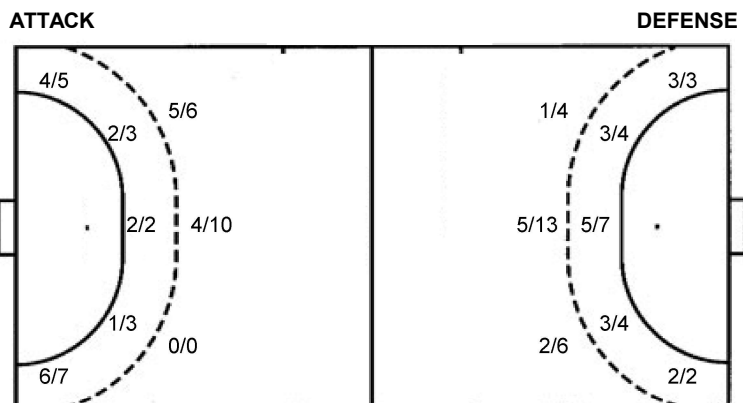
2/5	1/1	4/5
2/4	1/3	3/3
10/12	2/3	8/9

1 post 4 miss. 1/1 lob

Saves distribution goalkeepers

12 R. Domenech Calatayud 1/2 1/2 0/2 1/1 1/2 0/1 0/1 0/6	16 D. Martinez Jimenez 1/7 0/1 0/2 0/2 1/1 0/2 2/3 2/2 0/1	TOTAL 2/9 1/3 0/4 0/2 2/2 1/4 2/4 2/3 0/7
--	--	---

Shots by position



7m penalties	2/3	7m penalties	3/3
Fastbreak	5/7	Fastbreak	0/0
Breakthrough	2/3	Breakthrough	1/1
Long dist.	1/5	Long dist.	0/0

Shooting statistics

Position	Goals	Sav.	Miss.	Post	Blk.	Total	%
Back (9m)	9	6	1	0	0	16	56
Line (6m)	5	2	1	0	0	8	63
Wing	10	1	1	0	0	12	83
7m penalties	2	0	0	1	0	3	67
Fastbreak	5	2	0	0	0	7	71
Breakthrough	2	1	0	0	0	3	67
Total	33	12	3	1	0	49	67

Jersey number Tot. Total shooting 6m 6m (line) shooting 9m 9m shooting Wng Wing shooting FB Fastbreak sh. 7m 7m penalty sh.
 Brk. Breakthrough sh. LD Long distance sh. As. Assists PC Pass clear chance E7 Earned 7m pen. TF Technical faults St. Steals
 2m 2m punishments C7. Committed 7m E2 Earned 2m pun. YC. Yellow cards R/B Red/Blue cards Blk. Blocks S Starting Line-up

